

FEE EXEMPT

FILED - West District
San Bernardino County Clerk

JAN 26 2001

By *Susan King*
Deputy

1 SCOTT SLATER (State Bar No. 117317)
2 MICHAEL FIFE (State Bar No. 203025)
3 HATCH AND PARENT
4 21 East Carrillo Street
5 Santa Barbara, CA 93101-2782
6 Telephone: (805) 963-7000
7 Facsimile: (805) 965-4333
8 Attorneys for Chino Basin Watermaster

9 SUPERIOR COURT OF THE STATE OF CALIFORNIA
10 FOR THE COUNTY OF SAN BERNARDINO - WEST DISTRICT

11 CHINO BASIN MUNICIPAL WATER
12 DISTRICT,
13 Plaintiff,
14 vs.
15 CITY OF CHINO,
16 Defendant.

) Case No. RCV 51010
)
) NOTICE OF HEARING CONCERNING THE
) TWENTY-THIRD ANNUAL REPORT
) OF THE CHINO BASIN WATERMASTER,
) FISCAL YEAR 1999-2000;
)
)
)
) Hearing:
) DATE: FEBRUARY 1, 2001
) TIME: 2:00 P.M.
) DEPT: R8
)
)
) Specially assigned to the Honorable
) Judge J. Michael Gunn
)
)
)
)

17
18
19
20
21
22
23
24
25
26 PLEASE TAKE NOTICE that
27 A hearing to approve the Twenty-third Annual Report of the Chino Basin Watermaster,
28 Fiscal Year 1999-2000, will be held on February 1, 2001, at 2:00 p.m., or as soon thereafter as


1 the matter may be heard, in Department R8 of the San Bernardino County Municipal Court,
2 West Region, located at 8303 North Haven Avenue, Rancho Cucamonga, California 91730-
3 3862. A copy of the Twenty-third Annual Report of the Chino Basin Watermaster for Fiscal
4 Year 1999-2000 is attached as Exhibit A.

5 Notice of this matter was served on all active parties identified on Mailing Lists 1 and 2
6 in accordance with the Court's order of December 13, 1978 by mailing a postcard containing
7 the information set forth for hearing on February 1, 2001 attached as Exhibit B. After the
8 Court receives and files the Twenty-third Annual Report of the Chino Basin Watermaster for
9 Fiscal Year 1999-2000, copies will be mailed to all active parties on Mailing Lists 1 and 2.

10 Pursuant to the Court's Order of January 5, 1979, Watermaster filed a Summary of
11 Groundwater Production for Fiscal Year 1999-2000 with the Court when it filed the Twenty-
12 third Annual Report. Pursuant to that same Order, the Summary of Groundwater Production
13 was not served on all parties, but will be made available to any party requesting the same.

14
15
16 Dated: January 25, 2001.

17
18 HATCH & PARENT
19 Scott Slater
20 Michael Fife

21 By: 
22 _____
23 Scott Slater
24 Michael Fife
25 Attorneys for Chino Basin Watermaster
26
27
28

FEE EXEMPT

1 SCOTT SLATER (State Bar No. 117317)
2 MICHAEL FIFE (State Bar No. 203025)
3 HATCH AND PARENT
4 21 East Carrillo Street
5 Santa Barbara, CA 93101-2782
6 Telephone: (805) 963-7000
7 Facsimile: (805) 965-4333
8 Attorney for Chino Basin Watermaster

9
10 SUPERIOR COURT OF THE STATE OF CALIFORNIA
11 FOR THE COUNTY OF SAN BERNARDINO - WEST DISTRICT

12 CHINO BASIN MUNICIPAL WATER
13 DISTRICT,

14 Plaintiff,

15 vs.

16 CITY OF CHINO,

17 Defendants.

)Case No. RCV 51010
)
)ORDER RE
)TWENTY-THIRD ANNUAL REPORT
)
)
)Hearing:
)DATE: FEBRUARY 1, 2001
)TIME: 2:00 P.M.
)DEPT: R8
)
)
)Specially assigned to the Honorable
)Judge J. Michael Gunn

18
19
20 IT IS ORDERED AND DECREED as follows:

21 The Twenty-third Annual Report of the Chino Basin Watermaster for the fiscal year
22 1999-2000 is received and filed.

23
24
25 Dated: _____

26
27
28

J. MICHAEL GUNN, Judge

APPENDIX A

TWENTY THIRD ANNUAL REPORT



**CHINO BASIN
WATERMASTER**

Fiscal Year 1999-2000

Case No. RCV 51010

Chino Basin Municipal Water District

v.

City of Chino, ET.AL,

TABLE OF CONTENTS

- I. INTRODUCTION.....1

- II. WATERMASTER.....2
 - A. OVERLYING (AGRICULTURAL) POOL REPRESENTATIVES2
 - B. OVERLYING (NON-AGRICULTURAL) POOL REPRESENTATIVE2
 - C. APPROPRIATIVE POOL REPRESENTATIVES.....3
 - D. MUNICIPAL WATER DISTRICT REPRESENTATIVES.....3

- III. ADVISORY AND POOL COMMITTEES.....3
 - A. OVERLYING (AGRICULTURAL) POOL3
 - B. OVERLYING (NON-AGRICULTURAL) POOL4
 - C. APPROPRIATIVE POOL.....5
 - D. ADVISORY COMMITTEE.....5
 - E. SPECIAL AD HOC COMMITTEES AND WORKSHOPS.....6

- IV. ADMINISTRATION OF THE JUDGMENT.....7
 - A. WATERMASTER INSURANCE COVERAGE7
 - B. UNQUALIFIED AUDIT OPINION, ANNUAL AUDIT REPORT, AND EXPENSE REIMBURSEMENT..7
 - C. ENGINEERING SERVICES.....7
 - 1. LABORATORY SERVICES7
 - D. LEGAL SERVICES.....7
 - E. ASSESSMENTS.....8
 - 1. Overlying (Agricultural) Pool8
 - 2. The Overlying (Non-Agricultural) Pool.....9
 - 3. The Appropriative Pool.....9

F. FISCAL YEAR 2000-01 WATERMASTER BUDGET.....	10
G. SPECIAL PROJECTS.....	11
1. The Optimum Basin Management Program -	11
Administration of Program through June 30, 2001.....	11
2. Program Element 1 - Production Monitoring	11
3. Program Element 1 - In-line Meter Installation.....	12
4. Program Element 1 - Groundwater Level Monitoring Project.....	12
5. Program Element 1 - Surface Water Quality Monitoring.....	13
6. Program Element 1 - Surface Water Quantity Water Level Sensors Installation and Soils Analysis	13
H. MAILING LISTS	15
I. NEW PARTY INTERVENTIONS.....	15
J. REDETERMINATION OF THE CHINO GROUNDWATER BASIN'S OPERATING SAFE YIELD.....	16
V. RESOURCES MANAGEMENT	16
A. QUARTERLY ACCOUNTING OF WATER PRODUCTION.....	16
B. SAN BERNARDINO COUNTY FLOOD CONTROL DISTRICT (SBCFCD).....	16
C. CYCLIC STORAGE AGREEMENT	16
D. STRINGFELLOW ACID PITS.....	17
E. LOCAL WATER IN STORAGE FOR RECAPTURE/SALES/TRANSFERS.....	17
F. ASSIGNMENTS.....	17
G. LOCAL STORAGE	18
1. Storage Limits.....	18
2. Local Storage Agreements.....	18

APPENDIX

APPENDIX A-1 OVERLYING (AGRICULTURAL) POOL COMMITTEE..... A-1

APPENDIX A-2 OVERLYING (NON-AGRICULTURAL) POOL COMMITTEE..... A-2

APPENDIX A-3 APPROPRIATIVE POOL COMMITTEE A-3

APPENDIX A-4 WATERMASTER ADVISORY COMMITTEE A-4

APPENDIX B GROUNDWATER PRODUCTION BY POOL B-1
HISTORICAL GROUNDWATER PRODUCTION TOTAL FIGURE 1
HISTORICAL GROUNDWATER PRODUCTION BY POOL FIGURE 2

APPENDIX C SUMMARY OF ADMINISTRATIVE & REPLENISHMENT ASSESSMENT BUDGETS.....C-1

APPENDIX D SUMMARY OF REALLOCATION OF UNPRODUCED OVERLYING (AGRICULTURAL)
POOL SAFE YIELD FROM PRODUCTION YEAR 1997-98 TO THE APPROPRIATIVE
POOL FOR USE IN FISCAL YEAR 1998-99 D-1

APPENDIX E-1 SUMMARY OF MWDSC DELIVERIES..... E-1

APPENDIX E-2 SUMMARY OF COOPERATIVE, REPLENISHMENT, AND CYCLIC ACTIVITIES... E-2

APPENDIX F SUMMARY OF IMPORTED SUPPLIES F-1

APPENDIX G TOTAL WATER CONSUMPTION WITHIN CHINO BASIN..... G-1
TOTAL WATER CONSUMPTION WITH CHINO BASIN FY 1999-2000.... FIGURE 3

APPENDIX H LOCAL GROUNDWATER STORAGE ACCOUNT STATUS..... H-1

APPENDIX I-1 RECAPTURES, SALES, TRANSFERS AND LEASES.....I-1

APPENDIX I-2 ASSIGNMENTSI-2

APPENDIX J NEW PARTY INTERVENTIONS J-1

APPENDIX K CHINO BASIN WATERMASTER’S “NOTICE OF INTENT” TO CHANGE THE
OPERATING SAFE YIELD OF THE CHINO GROUNDWATER BASIN K-1

APPENDIX L COMPREHENSIVE ANNUAL FINANCIAL REPORT L-1

TWENTY-THIRD ANNUAL REPORT OF THE CHINO BASIN WATERMASTER

The Chino Basin Watermaster (Watermaster) was established under a Judgment entered in the Superior Court of the State of California for the County of San Bernardino, entitled "Chino Basin Municipal Water District v. City of Chino, et al.," (originally Case No. SCV 164327, the file was transferred in August 1989, by order of the Court and assigned new Case No. RCV 51010). The Honorable Judge Howard B. Wiener signed the Judgment on January 27, 1978. The effective date of this Judgment for accounting and operations was July 1, 1977.

The Twenty-Third Annual Report (July 1, 1999 – June 30, 2000) presents an overview of the Watermaster process including the Pool Committees, Advisory Committee, and Watermaster activities.

I. INTRODUCTION

Beginning in the early 1970's and continuing for several years, studies and discussions among concerned water producers resulted in the passage in 1974 of a "Memorandum of Agreement on the Chino Basin Plan." In January 1975, Senator Ruben S. Ayala introduced Senate Bill 222 (SB 222) in the California Legislature. This bill authorized a production assessment levy for \$2.00 per acre-foot per year, for a period of three years. The funds were utilized to finance the final effort to draw up a management plan. This effort included conducting essential studies and negotiations to implement a water management program for the Chino Groundwater Basin. SB 222 was chaptered as a part of the Municipal Water District Law at Section 72140 of the California Water Code. It was approved by Governor Ronald Reagan and filed with the Secretary of State on June 28, 1975.

Engineering, legal, and other working subcommittees were formed for the purpose of analyzing and defining specific problem areas. Socio economic, safe yield, and other studies were performed to provide the information necessary to reach an agreement regarding the allocation of producer water rights. Cost savings were achieved by terminating many of the studies as soon as the necessary information was compiled in draft form.

Three groups represented the majority of producer interests. These groups became active early in the negotiations under SB 222. Eventually, the groups formalized into pool committees and became known as the following:

- Overlying (Agricultural) Pool representing dairymen and farmers (including minimal producers) and the State of California;
- Overlying (Non-Agricultural) Pool representing industries; and

- Appropriative Pool, representing cities, water districts, and water companies.

Representatives of the three pool committees, acting together, became known as the Watermaster "Advisory Committee." The Advisory Committee was established as the policy setting body and charged with the oversight of Watermaster's discretionary activities. Members of each of the three pool committees met regularly to transact the business concerns of their respective pools. Decisions affecting more than one pool were acted upon by each pool committee and recommendations were then forwarded to the Watermaster Advisory Committee.

The Judgment establishes a method to determine the voting power of each of the producers on the pool committees. The method was based on a formula of assessments paid by the producers in the prior year and their allocated safe yield.

Approximately 5 percent of the Chino Groundwater Basin (Basin) is located in Los Angeles County, which is included in the Three Valleys Municipal Water District (TVMWD) service area. Approximately 15 percent of the Basin is in Riverside County, which is included in the Western Municipal Water District (WMWD) service area. Approximately 80 percent of the Basin is located in the west-end of San Bernardino County, which is included in the Inland Empire Utilities Agency (IEUA, formerly Chino Basin Municipal Water District) service area. Because of their overlying service areas, these three municipal water districts, and the Chino Basin Water Conservation District (CBWCD), were provided the opportunity to participate in the initial negotiations. They are listed in Exhibit C of the Judgment as Non-Producer Water Districts.

The current and historical annual water production by pools is provided in Appendix B.

II. WATERMASTER

The Chino Basin Watermaster Board members and elected officers are as follows:

A. Overlying (Agricultural) Pool Representatives

Regular: Paul Hofer	Agricultural, Vineyards
---------------------	-------------------------

Regular: Geoffrey Vanden Heuvel	Dairy
---------------------------------	-------

B. Overlying (Non-Agricultural) Pool Representative

Regular: Steve Arbelbide	California Steel Industries, Inc.
--------------------------	-----------------------------------

C. Appropriative Pool Representatives

Regular: Robert Neufeld, Chairman	Cucamonga County Water District
Alternate:	Jerome Wilson
Regular: Patrick King	City of Ontario
Alternate:	Gerald Dubois
Regular: Josephine Johnson, Secretary/Treasurer	Monte Vista Water District
Alternate:	Robb Quincey

D. Municipal Water District Representatives

Regular: Terry Catlin	Inland Empire Utilities Agency
Alternate:	John L. Anderson
Regular: Andrew Krueger, Vice-chairman	Three Valleys MWD
Alternate:	David DeJesus
Regular: Lester Boston	Western Municipal Water District
Alternate:	Donald Harriger

During FY 1999-00, the Watermaster Board held 15 regular meetings, and 6 special meetings, and conducted 1 public hearing. In addition, a majority of the Watermaster Board members attended the Optimum Basin Management Program (OBMP) Workshop Meetings and joint and individual Pool and Advisory Committee meetings (for more detail on the types of meetings and how many were held, refer to the section entitled "Special Ad Hoc Committees and Workshops" on page 6).

III. ADVISORY AND POOL COMMITTEES

A. Overlying (Agricultural) Pool

Each year, an annual election is held to designate members and officers to serve on the Overlying (Agricultural) Pool Committee and Advisory Committee for the next fiscal year. The Annual Meeting was held on July 15, 1999 and resulted in the following members being selected to serve as officers during FY 1999-00:

Chairman: Robert DeBerard, Grapes

Vice-Chairman: Jeff Pierson, Unitex/Corona Farms

Secretary: Traci Stewart, Chief of Watermaster Services

Treasurer: Alice W. Lichti, Watermaster Controller

Note: Karen Williams replaced Alice W. Lichti during fiscal the year.

The members designated to administer the Pool Committee's activities and serve as representatives on the Watermaster Advisory Committee during FY 1999-00 are shown in Appendices A-1 and A-4. It has become the practice of the Pool Committee to designate regular and alternate members as pool representatives to insure a quorum for the Overlying (Agricultural) Pool meetings and adequate participation at Advisory Committee meetings.

During FY 1999-00, 1 regular meeting, 3 special meetings, and 17 Joint Pool and Advisory Committee meetings were held to act on matters affecting the members of this pool and to discuss actions to be forwarded by the Advisory Committee to the Watermaster Board. Additionally, a Joint Overlying (Agricultural) Pool/Appropriative Pool Production Metering Workshop Meeting was held on November 9, 1999. By an action taken on March 17, 1988, any Overlying (Agricultural) Pool Committee member attending an Appropriative Pool meeting is compensated for attendance.

B. Overlying (Non-Agricultural) Pool

Each year, an annual election is held to designate officers to serve on the Overlying (Non-Agricultural) Pool Committee and Advisory Committee for the next fiscal year. The Annual Meeting was held on July 8, 1999 and resulted in the following members being selected to serve as officers and Advisory Committee representatives during FY 1999-00:

Chairman: Steve Arbelbide, California Steel Industries, Incorporated

Vice-Chairman: Victor Barrion, Reliant Energy, Etiwanda, LLC

Secretary: Traci Stewart, Chief of Watermaster Services

Treasurer: Alice W. Lichti, Watermaster Controller

Note: Karen Williams replaced Alice W. Lichti during fiscal the year.

Representatives as shown below were designated to serve on the Watermaster Advisory Committee during FY 1999-00. A complete list of member entities and their

designated representatives on Pool Committees and the Advisory Committee is included in Appendices A-2 and A-4.

Steve Arbelbide	California Steel Industries, Incorporated
Victor Barrion	Reliant Energy, Etiwanda LLC
Lee Redmond III	Kaiser Ventures, Incorporated

During FY 1999-00, 1 regular meeting and 17 Joint Pools and Advisory Committee meetings were held to act on matters affecting the members of this pool and to discuss actions to be forwarded by the Advisory Committee to the Watermaster Board. It has been the practice of this pool committee to waive compensation for meeting attendance.

C. Appropriative Pool

Each year, an annual election is held to designate officers to serve on the Appropriative Pool Committee and Advisory Committee for the next fiscal year. The Annual Meeting was held on July 08, 1999 and resulted in the following members being selected to serve as officers during FY 1999-00:

Chairman:	Robert DeLoach, Cucamonga County Water District
Vice-Chairman:	Mike McGraw, Fontana Water Company
Secretary:	Traci Stewart, Chief of Watermaster Services
Treasurer:	Alice W. Lichti, Watermaster Controller

Note: Karen Williams replaced Alice W. Lichti during fiscal the year.

During FY 1999-00, 1 special meeting, 2 regular meetings and 17 Joint Pools and Advisory Committee meetings were held to act on matters affecting the members of this pool and to discuss actions to be forwarded by the Watermaster Advisory Committee to the Watermaster Board. Additionally, a Joint Overlying (Agricultural) Pool/Appropriative Pool Production Metering Workshop Meeting was held on November 9, 1999. A complete list of member entities and their designated representatives in Pool Committee and Advisory Committee is included as Appendices A-3 and A-4.

D. Advisory Committee

The Annual Meeting was held on July 8, 1999. At this meeting, it was decided that the existing slate of officers should continue to serve while the Optimum Basin

Management Program (OBMP) was being completed. As a result, the following members represented their pools on the Advisory Committee for FY 1999-00:

Chairman	Robert DeLoach, Appropriative Pool
1st Vice-Chairman	Robert DeBerard, Overlying (Agricultural) Pool
2nd Vice-Chairman	Steve Arbelbide, Overlying (Non-Agricultural) Pool
Secretary	Traci Stewart, Chief of Watermaster Services
Treasurer	Alice W. Lichti, Watermaster Controller

Note: Karen Williams replaced Alice W. Lichti during fiscal the year.

A complete list of Advisory Committee members is included in Appendix A-4.

During FY 1999-00, 17 Joint Pools and Advisory Committee meetings were held to act on matters affecting the pools and to discuss actions to be forwarded by the Advisory Committee to the Watermaster Board.

E. Special Ad Hoc Committees and Workshops

During FY 1999-00, special ad hoc meetings and workshops were held as indicated below:

- 6 OBMP Workshop Meetings
- 8 Recharge Subcommittee Meetings
- 8 Basin Yield Maintenance Subcommittee Meetings
- 14 Attorney/Representative Settlement Conference Meetings
- 1 Public Hearing
- 8 Court Hearings
- 9 Workshops

Information regarding meetings and workshops, as available, may be reviewed by any interested party by contacting the Watermaster business office, 8632 Archibald Avenue, Suite 109, Rancho Cucamonga, CA 91730. All requests must be in writing and are accepted via regular mail or facsimile.

IV. ADMINISTRATION OF THE JUDGMENT

A. Watermaster Insurance Coverage

Chino Basin Watermaster insurance coverage was continued through Schrimmer Insurance Agency. Coverage includes a Business Liability Package, Auto Liability Package, and Public Officials Liability.

B. Unqualified Audit Opinion, Annual Audit Report, and Expense Reimbursement

For the FY 1999-00, Conrad & Associates submitted an Unqualified Audit Opinion and Audit Report to the Chino Basin Watermaster, which is included in Appendix L. Watermaster Board direct expense reimbursements totaled \$118.98 for FY 1999-00. There were no single reimbursements greater than \$125.00.

C. Engineering Services

During FY 1999-00, Wildermuth Environmental, Inc. continued to assist the Watermaster Board, the Advisory Committee, and the Pool Committees with developing the OBMP, as mandated by the February 19, 1998 Court Ruling. For a summary of the activities and specific tasks assigned to Mr. Wildermuth, please refer to the sections entitled OBMP and Special Projects in this annual report. Collaborative projects with the CBWCD regarding recharge and water sampling were also continued during this period. Additionally, in conjunction with the Chino 1 Desalter, a collaborative effort of groundwater level monitoring was undertaken by Watermaster, SAWPA, and the IEUA

1. Laboratory Services

Laboratory Services for the Water Quality Monitoring Program were secured through Montgomery Watson Laboratories.

D. Legal Services

The Watermaster Board continued its General Legal Counsel services through the firm of Lemieux & O'Neill through March, 2000. On February 16, 2000, General Legal Counsel services were acquired through the firm of Hatch & Parent. The Advisory Committee was not represented by specific legal counsel as a collective party, but individual members utilized their own legal counsel as they deem necessary. The firm of Nossaman, Guthner, Knox & Elliott continued to represent Chino Basin Watermaster and IEUA on the Markot case. The firm of Reid & Hellyer continued to serve as Special Counsel to the Overlying (Agricultural) Pool.

E. Assessments

The Judgment provides for separate and distinct replenishment assessment formulas for each of the three pools. The administrative assessment formula for each pool is determined on a per acre-foot basis, for each acre-foot of water produced by that pool. Costs per acre-foot vary among the pools based upon their respective total budgets for pool administration and total production during the previous production period. Costs to replace any water extracted in excess of each respective pool's share of operating safe yield are recovered by the application of the following replenishment assessment formulas:

1. Overlying (Agricultural) Pool

The Overlying (Agricultural) Pool pays assessments on a gross basis, such that the total cost of the replenishment water plus the estimated associated spreading costs are divided equally on each acre-foot of water produced during the previous production year. One member of this pool, Los Serranos Country Club (Los Serranos), was also assigned to the Appropriative Pool. Under this special arrangement, Los Serranos is assessed as an appropriator on the portion of its production (65%) that serves an area outside the Chino Groundwater Basin's adjudicated boundary. Los Serranos pays a 100% net replenishment assessment on this portion of its production.

By action taken at the Appropriative Pool Committee meeting on June 7, 1988, the Appropriative Pool assumes the administrative and special project costs of the Overlying (Agricultural) Pool. In exchange, it was agreed to accelerate the reallocation or transfer of all un-pumped agricultural water to the Appropriative Pool from once every five years to each fiscal year. The action became effective during FY 1987-88 and has been continued each year thereafter.

As a result of the Peace Agreement which was approved by the Pools, the Advisory Committee and the Watermaster Board on June 29, 2000 and by the Court on July 13, 2000, a one time transfer of unpumped agricultural pool safe yield was included with the reallocation of un-pumped Overlying (Agricultural) Pool safe yield from production year 1998-99 to the Appropriative Pool for use in FY 1999-00 (see Appendix D).

The total administrative and special projects assessments levied against the Overlying (Agricultural) Pool for FY 1999-00 was \$1,037,846. The Appropriative Pool members were assessed \$26.3044 (\$11.7649 for general administration and special projects and \$14.5395 for the OBMP) per acre-foot for

each acre-foot of water reallocated to them. The unit cost of the reallocated water was calculated as \$1,037,846 divided by the total number of acre-feet to be reallocated during the fiscal year, which were 39,455.320 acre-feet.

Reported production from the pool declined from 96,567 acre-feet in FY 1974-75, to 83,934 acre-feet in FY 1977-78. The Pool Committee decided in FY 1978-79 to purchase and place 2,000 acre-feet of replenishment water in a local storage account. This was done to provide for a potential increase in production during the balance of the five-year period. However, because the production of the Overlying (Agricultural) Pool continued to decline, the pool members decided during FY 1987-88 to sell their water in storage. Revenue from the sale was placed in a restricted, interest-earning account for future use by the Overlying (Agricultural) Pool, as became necessary. The proceeds from the sale, including interest earned, totaled \$445,226.62 as of June 30, 2000.

2. The Overlying (Non-Agricultural) Pool

Assessments for this pool are based on a net replenishment formula. This formula applies the current cost of replenishment water plus the estimated spreading costs to each acre-foot of water produced in excess of a producer's share of safe yield.

The FY 1999-00 budgeted administrative and special projects assessment for the Overlying (Non-Agricultural) Pool was calculated at \$14.1236 (\$5.6661 for general administration and special projects and \$8.4575 for the OBMP) per acre-foot. Replenishment costs were assessed for \$243.00 per acre-foot of water overproduced (\$233.00 plus \$5.00 per acre-foot of IEUA administrative charge and \$5.00 of projected spreading cost).

3. The Appropriative Pool

The Appropriative Pool replenishment costs were assessed for \$243.00 per acre-foot of water overproduced (\$233.00 plus \$5.00 per acre-foot of IEUA administrative charge and \$5.00 of projected spreading cost). The following members, if they overproduce, pay replenishment assessments on a net basis, which includes the current cost of replenishment water plus the estimated cost of spreading.

- Arrowhead Mountain Spring Water Company;
- Department of Toxic Substances Control (formerly Pyrite Canyon Group);

- Los Serranos Country Club;
- Marygold Mutual Water Company;
- Metropolitan Water District of Southern California (MWDSC); and
- City of Pomona

In addition, the City of Norco pays replenishment on a net basis for any replenishment obligation in excess of 1,567.000 acre-feet. Any replenishment necessary by the City of Norco up to the 1,567.000 acre-feet is assessed under the 85/15 formula as set forth in the following paragraphs.

The remaining Appropriative Pool members (and City of Norco if they overproduce less than 1,567.000 acre-feet per year) are assessed under the 85/15 formula. This formula assesses the total cost of replenishment water in two ways:

- Eighty-five percent (85%) on a net basis, on each acre-foot of production over a producer's share of the operating safe yield; and
- Fifteen percent (15%) on a gross basis, uniformly among all producers on each acre-foot produced.

In FY 1999-00, the Appropriative Pool members who participated in the 85/15 formula were assessed \$0.0020 per acre-foot for the gross 15% assessment and \$206.55 per acre-foot for the 85% net assessment, respectively. In addition, each producer was assessed \$11.7457 (\$3.2852 for general administration and special projects and \$8.4605 for the OBMP) per acre-foot to cover the budgeted administrative and special project costs for the pool.

Appendices E-1, E-2, and F summarize other imported supplies during FY 1999-00 used by Appropriative Pool. Appendix G shows the current and historical total water consumption within the Basin.

F. Fiscal Year 2000-01 Watermaster Budget

A summary of the FY 2000-01 Watermaster Budget as shown on page one of the Watermaster Assessments for FY 2000-01 is included in Appendix C. The Watermaster budget was approved by the Watermaster Board on September 28, 2000 subsequent to the end of the fiscal year. It was approved as an interim budget for the six-month period July 1, 2000 through December 31, 2000. Further discussion and action necessary as a result of this action will be reported in the 24th Annual Report for the fiscal year 2000-01.

G. Special Projects

Special projects are initiated by separate work orders (either verbal or written, as a result of committee actions) and approved by the Pool Committees, the Advisory Committee, and the Watermaster Board. Special projects as stated in the Judgment shall consist of special engineering, economic or other studies, litigation expense, meter testing, or other major operating expenses. Additional special project funds are designated and budgeted as required to carry out the OBMP. The new or existing special projects described below were approved for FY 2000-01.

1. The Optimum Basin Management Program - Administration of Program through June 30, 2001.

The Honorable Judge J. Michael Gunn ruled on February 19, 1998 that the Watermaster develop an Optimum Basin Management Program for the Chino Basin under SBSC Case No. RCV 51010 and submit it for hearing by June 15, 2000. This work is to complete the miscellaneous items to implement the program submitted to Judge Gunn. Among the projects being undertaken is the Comprehensive Monitoring Report. Its purpose is to demonstrate hydraulic control and beneficial use based objectives. Upon completion, the Report will be submitted to the Regional Water Quality Control Board (RWQCB). In addition, the OBMP is being memorialized by development of documents that were submitted to the Court on June 15, 2000. These OBMP documents outline the framework to implement the optimum basin management strategy. The process of finalizing the optimum basin management strategy will help to determine the state of the basin and its ability to support current and future water needs.

2. Program Element 1 - Production Monitoring

Production records from wells owned by the Appropriative and Overlying (Non-Agricultural) Pool will continue to be reported quarterly as has been done in the past. Watermaster staff will read the meters on agricultural wells if necessary between mid-May and June 30th of each year. Periodic meter maintenance will be scheduled with work done either by Watermaster staff or an outside contractor depending upon the work to be done. Watermaster staff will enter all production information in the Watermaster database and use this information in the administration of the Judgment. Water use and disposal forms and a supporting database will be developed to track salt and nitrogen loading, and for future safe yield and storage loss determinations. Computer program interfaces and data storage needs will be reassessed and updated to facilitate accessibility of data by all programs used by Watermaster.

3. Program Element 1 - In-line Meter Installation

In order to achieve the objective to accurately monitor groundwater production, the Watermaster is implementing an In-Line Meter Installation Program. The In-Line Meter Installation Program was initiated to install in-line meters on at least 50% of all active agricultural wells that produce more than 10 acre-feet of water per year, by the end of a three-year period. This will be achieved by installing in-line meters on at least 50% of all active wells. In the first year of the program it is anticipated that approximately 150 existing in-line meters and approximately 170 hour-meters will be repaired or replaced and approximately 100 new in-line meters will be installed. In the second and third year of the program, an evaluation will be made as to whether there is a correlation between the standard method and reference methods currently being used. The information will help to determine whether installing in-line meters on additional wells is necessary.

4. Program Element 1 - Groundwater Level Monitoring Project

Watermaster began a process to develop a comprehensive groundwater level monitoring program in the spring of 1999. The process consists of two parts - an initial survey followed by long-term monitoring at a set of key wells. The initial survey consists of collecting groundwater level data at all wells in the Basin from which groundwater level measurements can be obtained for fall 1999, spring 2000, fall 2000, spring 2001, and fall 2001. The data from the initial survey will be mapped and reviewed. Based on this review and Watermaster management needs, a long-term monitoring program will be developed after the fall 2001 survey. Watermaster staff expects that they will measure groundwater levels in the initial survey at approximately 400 agricultural wells and approximately 100 wells from the other pools and unassigned monitoring wells. The long-term monitoring program will use about half of the wells sampled in the initial survey plus all wells in the other pools and unassigned wells monitored under the direction of the Regional Board and others. Key wells located in agricultural areas will be replaced as necessary if the original well is destroyed when the agricultural land surrounding the well is converted to other use. Watermaster staff will record water levels and input this information in the Watermaster database. Watermaster has also implemented a more comprehensive program for the Chino 1 Desalter.

5. Program Element 1 - Surface Water Quality Monitoring

Watermaster will continue to assess the existing surface water discharge and associated water quality within the Chino Basin and the existing monitoring programs for the Santa Ana River and its Chino Basin tributaries to determine the adequacy of the existing monitoring programs for characterizing historical ambient conditions and their utility in detecting water quality impacts from future Chino Basin management activities. Watermaster staff will continue to obtain grab samples at all existing recharge and retention basins that contribute or have the potential to contribute significant recharge to the Basin. These facilities are listed in Table 4-3 of the OBMP Phase 1 Report.

Additionally, it is envisioned that a cooperative program involving the interested agencies could be developed and a comparison can be made as to what is available from these programs and what additional work, if any, is necessary for Watermaster studies under the OBMP.

6. Program Element 1 - Surface Water Quantity Water Level Sensors Installation and Soils Analysis

Over a three-year period water level sensors will be installed in all recharge and retention basins that contribute significant recharge to the Chino Basin. It is anticipated that a total of 16 new water level sensors may be required. The water level sensors will be located at the bottom of recharge basins in order to evaluate the amount of storm water recharged and the infiltration rate at each basin. Water level data acquisition will be done at the same time as the water quality sampling and will be performed by Watermaster staff. Soil borings and trenching will be done at some basins to determine recharge potential.

7. Program Element 1 - Ground Level Monitoring Program

The Ground Level Monitoring Program is being initiated during FY 2000-01 to determine if and how much subsidence has occurred in the basin. Historical survey data collected and/or on file by federal, state, and local agencies will be compiled, mapped, and reviewed to estimate total subsidence for as long a period as possible. Based on the above information, a network of ground elevation stations in subsidence-prone areas will be developed and periodic surveys of these stations will be done. The frequency of periodic surveys will be established for the Basin as a whole with more frequent surveys predicted for some areas of the Basin. The City of Chino has already conducted a similar survey within their service area. The effort described herein is to

expand on the surveys done by the City to include the entire basin. Two extensometers will be constructed - one in the historical subsidence zone in the City of Chino and one in the by-pass well field for Chino Desalter No. 1.

8. Program Element 2 - Comprehensive Recharge Program - Phase 2

The Phase 1 Recharge Master Plan, completed in January 1998, determined the potential for artificial recharge given the resources in the Chino Basin. Phase 2 is to develop and implement funding proposal information and reports for the early action items identified in the Implementation Plan as "Priority A Projects" and addressing the CEQA needs for these projects.

9. Program Element 3 & 5 - Water Supply Plan

Watermaster will develop the preliminary engineering report for expansion of the Chino I Desalter and to build the Chino II Desalter. The report will include the hydrogeologic work that is necessary to support the preliminary design. The preliminary design report must be completed in a timely manner so that grant funding can be made available for these projects.

10. Program Element 4 - Management Zone 1 Management Plan

Watermaster will develop an interim management plan for Management Zone 1 during FY 2000-01. There is some uncertainty as to the causes of subsidence and fissuring and more information is necessary to distinguish among potential causes. The interim management plan will be developed to minimize subsidence and fissuring while new information is collected to assess the cause and to develop an effective long-term management plan. The interim management plan will include voluntarily modifying groundwater production patterns in MZ1 for a five-year period, monitoring the long term balance of recharge and production in MZ1, determining where there are gaps in the existing knowledge and implementing a process to fill those gaps, performing hydrogeologic, geophysical, and remote sensing investigations of MZ1, as well as certain monitoring programs, including piezometric, production, water quality, ground level, and subsidence monitoring and formulating a long-term management plan.

11. Program Element 6 & 7 Cooperative Efforts/Salt Management

Watermaster needs to demonstrate that implementation of the OBMP will lead to groundwater quality improvements. A salt flux method to determine water quality trends and to verify whether the OBMP is improving water quality

will be initiated by Watermaster. A coordinated effort by Watermaster and the RWQCB to begin managing groundwater quality will be developed through the formation of an ad hoc water quality committee.

12. Program Elements 8 & 9 Storage Management/Conjunctive Use

Watermaster will perform preliminary work on the engineering and environmental issues of developing and implementing a storage and recovery or conjunctive use storage program. Storage Management will address and protect storage capacity in the groundwater basin for all the overlying interests in the basin, while a storage and recovery or conjunctive use program will provide opportunities for both in-basin and outside interests to utilize the large storage capacity in the groundwater basin to optimize local and regional water supplies. This project will provide a framework for Watermaster to proceed with the programs by: determining operating and safe storage, evaluating supplemental water in storage, and developing procedures and guidelines necessary for funding proposals and agreements.

For additional OBMP information, please contact the Watermaster office or visit the Watermaster website at www.cbwm.org.

H. Mailing Lists

Mailing lists of the active parties are updated on a routine basis through the use of the United States Post Services (USPS) "Address Correction Requested Service," whereby any address change reported to the USPS is provided to Watermaster after each mailing. Databases are updated upon receipt of notice from the USPS and from other sources of address change. A current listing of active parties is available for review upon request.

I. New Party Interventions

New Party Interventions are accumulated on a regular basis as land ownership changes or new parties begin production. Changes in ownership are most frequently discovered during the quarterly production reporting and well inspection processes. New party production is normally discovered when Watermaster staff locates new wells during routine field inspections. Parties who no longer own property with water production facilities are considered inactive and are accounted for as such. During FY 1999-00, there were no interventions processed as reflected in Appendix J.

J. Redetermination of the Chino Groundwater Basin's Operating Safe Yield

On June 30, 2000, the Chino Basin Watermaster Program closed its 23rd year of operation under the Judgment. Beginning June 30, 1982, redetermination of the Chino Groundwater Basin's operating safe yield could be considered. There were no changes recommended during the FY 1999-00.

Pursuant to Exhibit I, Page 80, Paragraph 2b of the Judgment, Quantitative Limits stated that "In no event shall Operating Safe Yield in any year be less than the Appropriative Pool's share of Safe Yield, nor shall it exceed such share of Safe Yield by more than 10,000 acre-feet. The initial Operating Safe Yield is hereby set at 54,834 acre-feet per year. Operating Safe Yield shall not be changed upon less than five years notice by Watermaster." Pursuant to this provision of the Judgment, Watermaster hereby posts its sixteenth "Notice of Intent to Change the Safe Yield in the Chino Groundwater Basin" as shown in Appendix K.

V. RESOURCES MANAGEMENT

A. Quarterly Accounting of Water Production

Quarterly production reporting forms are mailed to users of all active wells in the Chino Groundwater Basin. The Overlying (Agricultural) Pool's quarterly production was compiled from meter readings taken on those wells equipped with water measuring devices. A water duty method, which relates the acreage of crops grown or the number of animals maintained to water use in acre-feet, was used to compute the production for those users without measuring devices.

B. San Bernardino County Flood Control District (SBCFCD)

During FY 1999-00 the cooperative relationship between the SBCFCD and the Watermaster continued. The SBCFCD continued to participate in Watermaster activities through an assigned representative who regularly attended and participated at the Pool, Advisory Committee, Watermaster Board, and OBMP related meeting and workshops.

C. Cyclic Storage Agreement

Cyclic storage is defined in the Chino Basin Watermaster Uniform Groundwater Rules and Regulations Paragraph 1.2.2 Cyclic Storage, as the "pre-delivery of replenishment water." The Cyclic Storage Agreement with Metropolitan Water District of Southern California (MWDSC) expired on December 31, 1998. MWDSC chose not to extend the agreement for the next fiscal year, however during FY 1999-2000,

discussions were initiated as part of the OBMP process to develop a conjunctive use program for the Chino Basin. It is anticipated that the water in the Cyclic Storage Account will become a part of the overall program. Please refer to Appendix E-1 for a summary of the MWDSC deliveries to the Basin and Appendix E-2 for a summary of the cyclic storage account activity during FY 1999-00.

D. Stringfellow Acid Pits

During FY 1985-86, Pool Committees addressed various mitigation measures in regard to the Stringfellow Acid Pits. The Committees determined the need for a cooperative effort throughout the water industry in dealing with contamination problems in the Chino Groundwater Basin. Pursuant to the Advisory Committee's action, Watermaster petitioned the Court to allow the export of a maximum of 300 acre-feet of water annually. The Court approved the petition in November 1985. During FY 1999-00, 82.3 acre-feet of contaminated groundwater was removed and exported from the site. As of June 30, 2000, 660.177 acre-feet of contaminated water has been exported from the Chino Basin. During FY 1999-00, the California Department of Toxic Substances Control continued its responsibility for the Stringfellow program.

E. Local Water in Storage for Recapture/Sales/Transfers

Recapture, sales and transfers of water in local storage that occurred among the Appropriative and Overlying (Non-Agricultural) Pool members during FY 1999-00 totaled 30,615.316 acre-feet (see Appendix I-1). Water Rights Lease Agreements, negotiated among the Appropriative Pool members during FY 1999-00 totaled 37,709.752 acre-feet.

F. Assignments

Pursuant to the Judgment, Exhibit G, Paragraph 6, Assignment, "Any appropriator who may, directly or indirectly, undertake to provide water service to such overlying lands may, by an appropriate agency agreement on a form approved by Watermaster, exercise said overlying right to the extent, but only to the extent necessary to provide water service to said overlying lands."

Assignments that occurred among the Appropriative and Overlying (Non-Agricultural) Pool members during FY 1999-00 totaled 3,008.906 acre-feet (see Appendix I-2). Prior to FY 1994-95 assignments were not recorded in the Annual Report, however they were included in the Summary of Groundwater Production filed with the Court each year.

G. Local Storage

1. Storage Limits

During FY 1999-00, the Pool Committees continued to consider what losses, if any, should be assigned to local water in storage. During the fiscal year, storage management became an element of the OBMP and a subcommittee was formed to address storage issues and concepts (for more detail refer to the OBMP Phase I Report.)

2. Local Storage Agreements

In FY 1999-00, there were no requests for Local Storage Agreements. Appendix H summarizes the status of each of the local storage agreements.

H. California Environmental Quality Act (CEQA) Process.

During FY 1999-00 it was decided that the Inland Empire Utilities Agency would act as the lead agency to prepare a Program Environmental Impact Report (PEIR) under the CEQA provisions for the projects being considered as part of the OBMP. This PEIR was developed and forwarded through the Watermaster process to the Pools, Advisory Committee, the Watermaster Board and finally to the Court for consideration and approval. A copy of the Final Report is available for review at the Watermaster office.

APPENDIX A-1

OVERLYING (AGRICULTURAL) POOL COMMITTEE
FISCAL YEAR 1999-00

<u>Regular Representative</u>	<u>Alternate Representative</u>	<u>Member Entity</u>
*Robert DeBerard, Chairman		Grapes
Robert Feenstra	Nathan deBoom	Milk Producers Council
Bryan Molloy	Charles Davis, PIA Frank Lopez, CIW	State of California
Jenny De Boer	Arian Van Leeuwen	Dairy
Dick Dykstra		Dairy
Jack Hagerman, CIM	Frank Warren, CYA Rick Buffington, CIM	State of California
Gene Koopman	Mary Parente	Milk Producers Council
Marilyn Levin, Dep. A.G.	Douglas Noble, Attorney General Office Carlos Lozano, CYA	State of California
Dana Oldenkamp		Milk Producers Council
*Jeff Pierson, Vice-Chairman	Ray Allard	Unitex/Corona Farms

* *Pool Committee Officers*

- (1) Committee members from the State of California waive compensation.
- (2) PIA: Prison Industries Authorities
- (3) CIM: California Institution for Men
- (4) CIW: California Institution for Women
- (5) CYA: California Youth Authority

APPENDIX A-2

OVERLYING (NON-AGRICULTURAL) POOL COMMITTEE
FISCAL YEAR 1999-00

<u>Member Entity</u>	<u>Representative</u>
Ameron	Mark Ward
Angelica Rental Service	Eric Vaughn
California Steel Industries (CSI)	**Steve Arbelbide, Chairman
Calmat (Conrock)	George Cosby
General Electric Company	Mark Gage/David Thompson
Kaiser Ventures Incorporated (KVI)	*Lee Redmond III
Mobile Community Management (For Swan Lake Mobile Home Park)	David Starnes
Praxair	Wayne Salmi
San Bernardino County, Department of Airports	Robert Olislagers
Sunkist Growers Incorporated	Eric Wang
Reliant Energy, Etiwanda	**Vic Barrion, Vice-Chairman
Space Center Mira Loma	Michael Thies
California Speedway	Scott Atherton

* *Advisory Committee representatives*
** *Pool Committee Officers*

APPENDIX A-3

APPROPRIATIVE POOL COMMITTEE
FISCAL YEAR 1999-00

<u>Member Entity</u>	<u>Representative</u>
Arrowhead Mountain Springs Water Company	Laura Coombs
*Chino, City of	Dave Crosley
*Chino Hills, City of	Mike Maestas
**Cucamonga County Water District	Robert DeLoach, Chairman
Fontana, City of	Curtis Aaron
*Fontana Union Water Company	Gerald Black
**Fontana Water Company	Mike McGraw, Vice-Chairman
Inland Empire Utilities Agency	Rich Atwater
*Jurupa Community Services District	Carole McGreevy
Los Serranos Country Club	Kevin Sullivan
Marygold Mutual Water Company	Bill Stafford
Monte Vista Irrigation Company	Mark Kinsey
*Monte Vista Water District	Mark Kinsey
Norco, City of	Joe Schenk
*Ontario, City of	Ken Jeske
Pomona, City of	Henry Pepper
Dept. of Toxic Substances Control (formerly Pyrite)	Tej Pahwa
*San Antonio Water Company	Ray Wellington
*Santa Ana River Water Company	Arnold Rodriguez
San Bernardino, County of	Phil Krause
Southern California Water Company	Chet Anderson
*Upland, City of	Jim Moody
West End Consolidated Water Company	Jim Moody
West San Bernardino County Water District	Anthony Araiza

* *Advisory Committee representatives*
** *Pool Committee Officers*

APPENDIX A-4

WATERMASTER ADVISORY COMMITTEE
FISCAL YEAR 1999-00

Overlying (Agricultural) Pool

Regular Representative

*Robert DeBerard, Vice-Chairman
Robert Feenstra
Brian Molloy, State of California, CIM

Jenny DeBoer, Dairy
Dick Dykstra, Dairy
Jack Hagerman, State of California

Gene Koopman, MPC, Chairman
Marilyn Levin, Deputy AG, State of California

Dana Oldenkamp, MPC
Jeff Pierson, Unitex /Corona Farms

Alternate Representative

Nathan DeBoom, MPC
Charles Davis, State of California, PIA
Frank Lopez, State of California, CIW
Arlan Van Leeuwen, Dairy

Frank Warren, State of California, CYA
Rick Buffington, State of California, CIM
Mary Parente, MPC
Douglas Noble, AG's Office, State of California
Carlos Lozano, State of California, YTS

Ray Allard, Unitex/Corona Farms

Overlying (Non-Agricultural) Pool

Member Entity

California Steel Industries
Reliant Energy, Etiwanda
Kaiser Ventures Incorporated

Representative

*Steve Arbelbide, 2nd Vice-Chairman
Vic Barrion
Lee Redmond, III

Appropriative Pool

Member Entity

City of Chino
City of Chino Hills
City of Ontario
City of Pomona
City of Upland
Cucamonga County Water District
Fontana Union Water Company
Fontana Water Company
Monte Vista Water District
Jurupa Community Services District
San Antonio Water Company
Santa Ana River Water Company

Representative

Dave Crosley
Mike Maestas
Ken Jeske
Henry Pepper
Jim Moody
*Robert DeLoach, Chairman
Gerald Black
Mike McGraw
Mark Kinsey
Carole McGreevy
Ray Wellington
J. Arnold Rodriguez

**Chairman, Vice-Chairman, 2nd Vice-Chairman - Advisory Committee*

APPENDIX B ⁽¹⁾

**GROUNDWATER PRODUCTION BY POOL
(ACRE-FEET)**

Fiscal Year	Appropriative Pool	Overlying (Agricultural) Pool	Overlying (Non-Agricultural) Pool	Total
74-75	70,312	96,567	8,878	175,757
75-76	79,312	95,349	6,356	181,017
76-77	72,707	91,450	9,198	173,355
77-78	60,659	83,934	10,082 ⁽²⁾	154,675
78-79	60,597	73,688	7,127	141,412
79-80	63,834	69,369	7,363	140,566
80-81	70,726	68,040	5,650	144,416
81-82	66,731	65,117	5,684	137,532
82-83	63,481	56,759	2,395	122,635
83-84	70,558	59,033	3,208	132,799
84-85	76,912	55,543	2,415	134,870
85-86	80,859	52,061	3,193	136,113
86-87	84,662	59,847	2,559	147,068
87-88	91,579 ⁽³⁾	57,865	2,958	152,042
88-89	93,617 ⁽⁴⁾	46,762	3,619	143,998
89-90	101,344 ⁽⁵⁾	48,420	4,856	154,620
90-91	86,658 ⁽⁶⁾	48,085	5,407	140,150
91-92	91,982 ⁽⁷⁾	44,682	5,240	141,904
92-93	86,367 ⁽⁸⁾	44,092	5,464	135,923
93-94	80,798 ⁽⁹⁾	44,298	4,586	129,682
94-95	93,419 ⁽¹⁰⁾	55,022	4,327	152,768
95-96	101,606 ⁽¹¹⁾	43,639	5,424	150,669
96-97	110,163 ⁽¹²⁾	44,809	6,309	161,281
97-98	97,435 ⁽¹³⁾	43,345	4,955 ⁽¹⁴⁾	145,735
98-99	107,723	47,538	7,006	162,267
99-00	126,645	44,401	7,774	178,820

**APPENDIX B
GROUNDWATER PRODUCTION BY POOL
NOTES**

- (1) Assessed production or production reported in Annual Reports
- (2) Includes 3,945 AF of mined water pumped by Edison as agent for IEUA.
- (3) Does not include 7,674.3 AF exchanged with MWDSC.
- (4) Does not include 6,423.6 AF exchanged with MWDSC.
- (5) Does not include 16,377.1 AF exchanged with MWDSC.
- (6) Does not include 14,929.1 AF exchanged with MWDSC.
- (7) Does not include 12,202.4 AF exchanged with MWDSC.
- (8) Does not include 13,657.3 AF exchanged with MWDSC.
- (9) Does not include 20,194.7 AF exchanged with MWDSC.
- (10) Does not include 4,221.9 AF exchanged with MWDSC.
- (11) Does not include 6,167.2 AF exchanged with MWDSC and reflects corrected production after reporting errors accounted for.
- (12) There were no MWDSC exchanges in FY 96-97 and reflects corrected production after reporting errors were accounted for.
- (13) Does not include 4,275.4 AF exchanged with MWDSC.
- (14) Does not include 216.5 AF exchanged with MWDSC.

Historical Groundwater Production Total

APPENDIX B - Figure 1

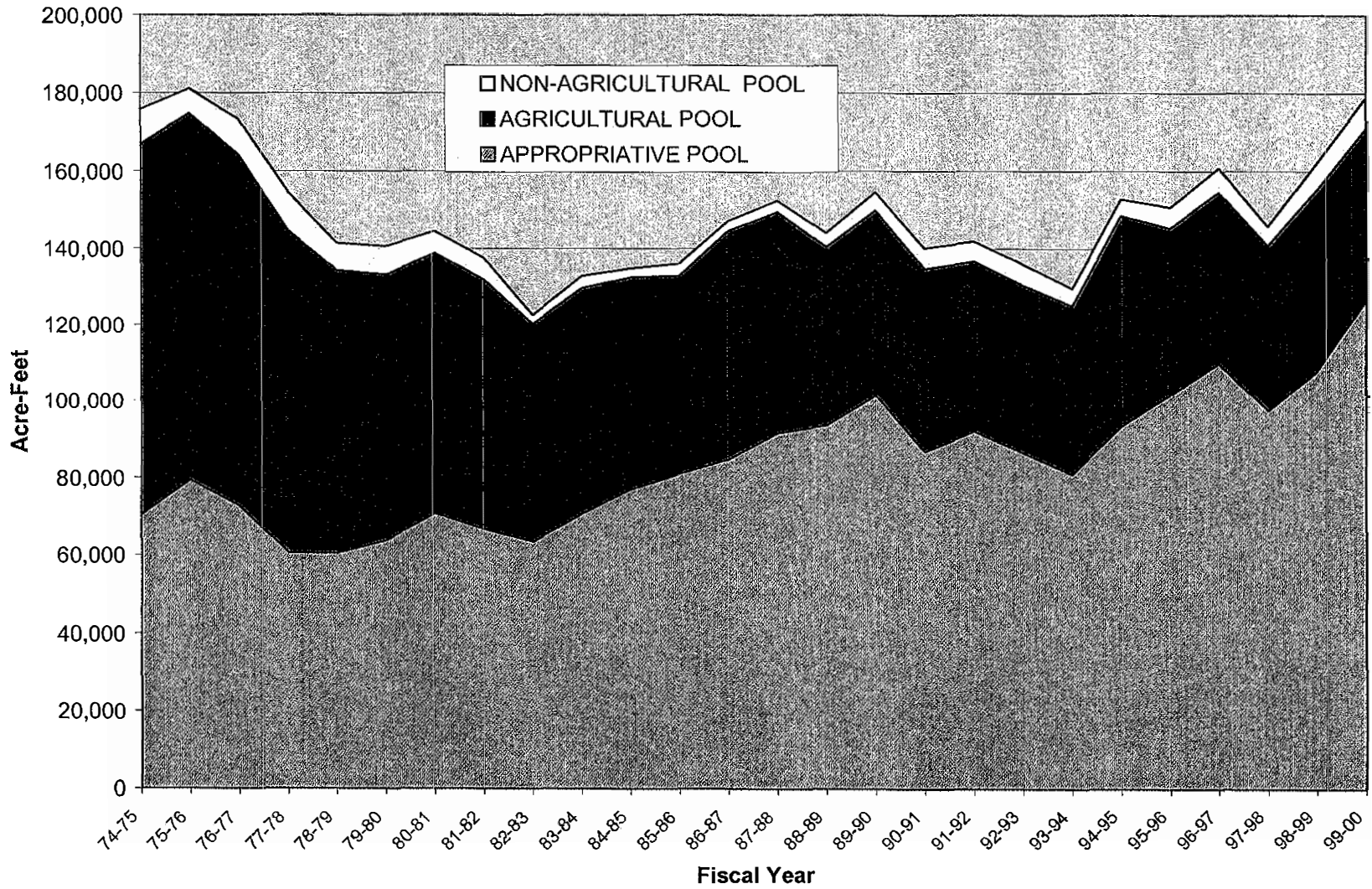


Figure 1

Historical Groundwater Production By Pool

APPENDIX B - Figure 2

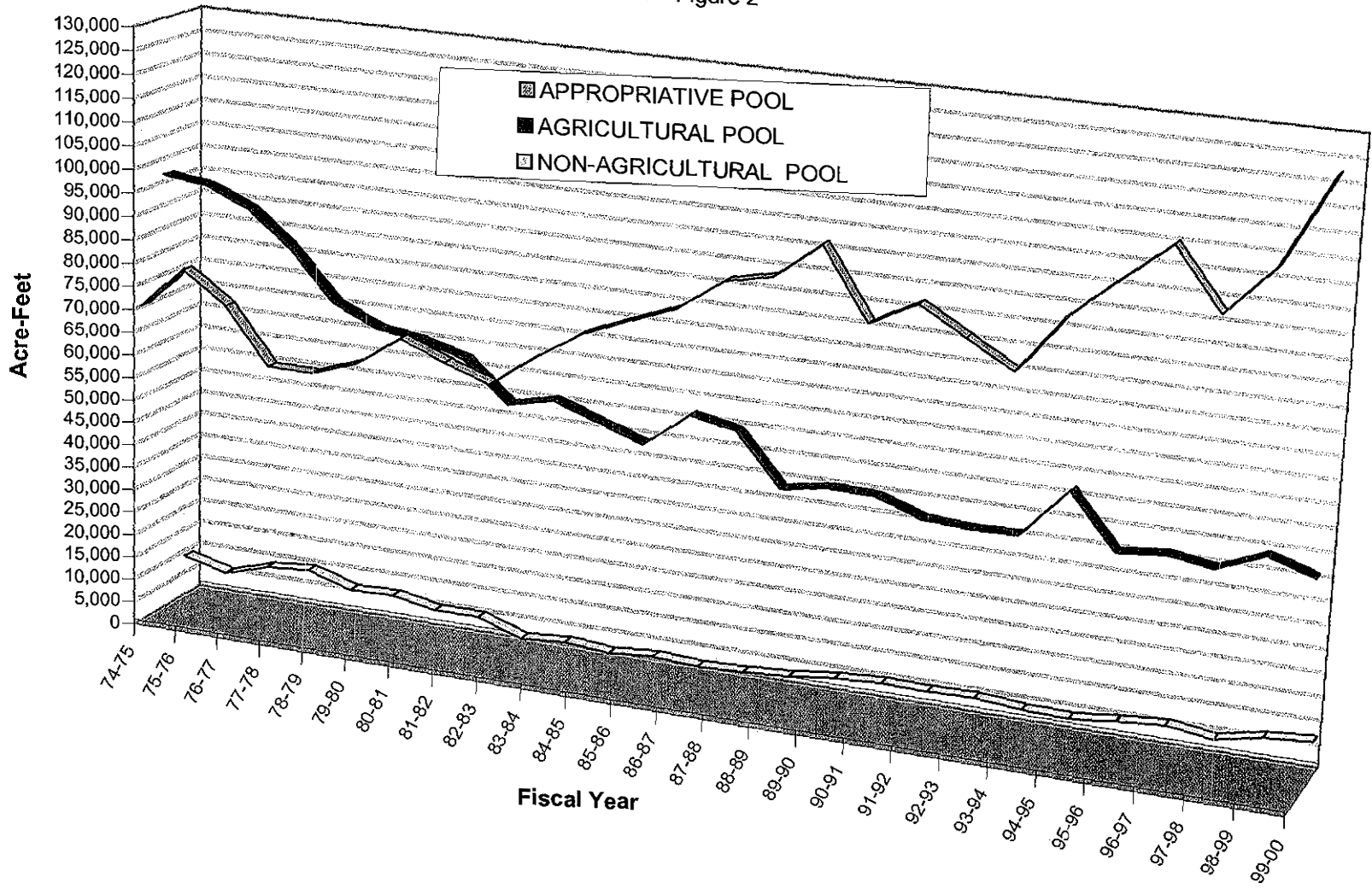


Figure 2

APPENDIX C

**SUMMARY OF ADMINISTRATIVE AND REPLENISHMENT ASSESSMENT BUDGETS
FISCAL YEAR 2000-01**

		MEMO ONLY	ASSESSMENT		APPROPRIATIVE POOL		AGRICULTURAL POOL		NON-AGRICULTURAL POOL	
		FULL CONDITIONAL	TOTALS	Amount	Ratios & Rates	Amount	Ratios & Rates	Amount	Ratios & Rates	
		2000/2001 6-MONTH BUDGET	(Acro-Feet)	(Acro-Feet)	(\$/Acro-Feet)	(Acro-Feet)	(\$/Acro-Feet)	(Acro-Feet)	(\$/Acro-Feet)	
		TOTALS								
1998-99	Production in Acro-Feet & Exchanges		162,266.486	107,723.105	66.387%	47,537.548	29.296%	7,005.833	3.442%	
1999-00	Production in Acro-Feet & Exchanges		179,637.339	127,436.025	70.942%	44,400.900	24.717%	7,800.414	4.341%	
ADMINISTRATIVE BUDGET										
GENERAL & ADMINISTRATION										
	Administration, Advisory Committee & Watermaster Board (1)	619,656	\$619,656	\$439,597		\$153,160		\$26,899		
	OBMP #6900 & #7000 series	1,523,247	1,523,247		\$1,080,622		\$376,501		\$66,124	
	Pool Administration #8300, #8400, #8500	63,219	63,219	6,233		53,727		3,259		
	TOTAL GENERAL & ADMINISTRATION	\$2,206,122	2,206,122	445,830	1,080,622	206,887	376,501	30,158	66,124	
ON-GOING SPECIAL PROJECTS										
	Meter Testing Program - Pool Specific		0	0		0		0		
	Monitoring - Pool Specific		0	0		0		0		
	Cooperative Efforts		0	0		0		0		
	TOTAL ON-GOING SPECIAL PROJECTS	0	0	0	0	0	0	0	0	
	TOTAL ADMINISTRATIVE BUDGET	2,206,122	2,206,122	445,830	1,080,622	206,887	376,501	30,158	66,124	
	Add: 33% Admin Operating Reserve, 0% OBMP		225,349	147,124		68,273		9,952	0	
	OBMP AG Pool Specific	0	0					0		
	OBMP EXPERT AND STAFF #6900 & #7000 series	0	0		0		0		0	
	TOTAL 00/01 BUDGET & OPERATING RESERVE		2,431,471	592,954	1,080,622	275,160	376,501	40,110	66,124	
	Plus or (Minus)									
	99/00 Appropriative Pool Interest Revenue		0	0						
	CASH DEMAND FOR FY 2000/2001		2,431,471	592,954	1,080,622	275,160	376,501	40,110	66,124	
	Less: Funds on hand for Administrative Assessments 7/1/00		-307,004	-287,368				-19,636		
	TOTAL 2000/2001 BUDGET	\$2,206,122								
	FUNDS TO BE ASSESSED FOR FY 1999/2000		\$2,124,467	\$305,586	\$1,080,622	\$275,160	\$376,501	\$20,474	\$65,124	
	RECOMMENDED 2000/2001 ASSESSMENTS:									
	General Administration Assessments		Per Acro-Foot	\$2.3980	\$8.4797			\$2.6248	\$8.4770	
	Minimum Assessments		Per Producer		5.0000		0.0000		5.0000	
	Water Reallocation Costs (Revenues) (3)	73,661,552 Acro-Feet	Per Acro-Foot		\$3.7355	\$5.1112				
	1999/2000 ASSESSMENTS (FOR INFORMATION ONLY)		Per Acro-Foot	\$3.2852	\$8.4605	\$11.7649	\$14.5395	\$5.6661	\$8.4575	

Footnotes:

- (1) Total Costs have been allocated to Pools by actual production percentages.
- (2) Cash on Hand for Appropriative Pool is June 30, 2000 Working Capital less interest revenue and less funds shown as Cash on Hand for the Appropriative Pool and Ag Pool for Carryover Projects.
Cash on Hand for Agricultural Pool is the balance of funds assessed in 99/00 for Special Projects carried over to 00/01.
Cash on Hand for Non-Ag Pool is June 30, 2000 Working Capital.
- (3) Appropriative Pool members have agreed to assume the Ag Pool's 2000-2001 administrative assessments in exchange for unpumped Ag water reallocated to the Appropriative Pool following the 98/99 production year.
(Per Minute action by the Appropriative Pool at their meeting of June 7, 1988.)
Costs have been allocated to each Appropriative Pool member based on its share of Initial Operating Safe Yield

C

C

APPENDIX E-1

**SUMMARY OF MWDSC DELIVERIES⁽¹⁾
FISCAL YEAR 1999-00
(ACRE-FEET)**

Month	Water Facilities Authority									
	UPLAND	MVWD	ONTARIO	CHINO	CHINO HILLS	(CB-12) TOTAL	SCE CB-01	CCWD CB7&16	Pomona PM-15	Total
JUL	649.8	1642.6	1284.3	532.9	538.5	4648.1	60.9	2596.3	376.2	7305.3
AUG	694.2	2057.8	1367.6	556.1	257.7	4933.4	58.3	2803.9	489.9	7795.6
SEP	348.3	1776.0	950.6	533.9	126.0	3734.8	22.6	2272.5	405.1	6029.9
OCT	407.1	1712.7	1086.2	530.0	0.0	3736.0	47.2	2131.8	377.9	5915.0
NOV	63.8	964.5	393.0	412.5	0.0	1833.8	0	1651.8	97.6	3485.6
DEC	9.7	796.7	346.9	390.5	0.0	1543.8	0	2191.1	96.2	3734.9
JAN	1.4	561.9	312.0	376.0	0.0	1251.3	0.0	2348.0	37.5	3599.3
FEB	12.3	320.2	142.5	332.6	0.0	807.6	0.0	1581.3	0.1	2388.9
MAR	69.9	519.8	107.1	270.9	0.0	967.7	0.0	1687.3	56.7	2655.0
APR	184.1	1123.5	513.1	346.1	0.0	2166.8	0.0	2289.2	120.9	4456.0
MAY	399.1	1636.1	958.2	402.4	2.9	3398.7	48.7	2542.3	275.9	5989.7
JUN	807.8	1825.5	1362.2	510.8	87.3	4593.6	75.1	2824.0	433.9	7492.7
Total	3647.6	14937.3	8823.6	5194.7	1012.5	33615.7	312.8	26919.5	2767.9	60848.0

Total Metropolitan Water District of Southern California (MWDSC) direct deliveries used in Chino Basin including Pomona equals 60,848.0 + 2,767.9 = 63,615.9 AF.

- (1) A breakdown of categories of water is available upon request. Watermaster replenishment is not included. Includes water exchanged with MWDSC (none in FY 99-00).
- (2) Figures reflect 37.8% of the total MWDSC water delivered that was used over the Chino Basin (based on estimated land use area physically located within the Chino Basin adjudicated boundary).
- (3) During FY 1999-00, Ontario did not take any deliveries through the CB-2 connection.

NOTE: Rounding may have an insignificant impact.

APPENDIX E-2

**SUMMARY OF COOPERATIVE, REPLENISHMENT, AND CYCLIC ACTIVITIES
FISCAL YEAR 1999-00
(ACRE-FEET)**

Cooperative Activity ⁽¹⁾		Groundwater Replenishment Purchased from Cyclic ⁽³⁾			Groundwater ⁽²⁾ Replenishment Activity		Total
Month	Produced from Cooperative	CB-12	CB-14T Etiwanda	CB-OC-59 Montclair		CB-OC-59 Montclair	
Jul							
Aug							
Sep							
Oct							
Nov							
Dec							
Jan		200.9	242.6	214.0			657.5
Feb							
Mar							
Apr						358.3	358.3
May						642.5	642.5
Jun							
Total	*1,100.0	200.9	242.6	214.0		1,000.8	2758.3

- (1) During FY 1999-2000 Monte Vista Water District sold 1,100.0 AF of Cooperative Storage Account water to the City of Ontario. There were no additional deliveries into cooperative storage during FY 99-00. There was a balance of 10.0 AF remaining which was transferred to MVWD's storage account. *The delivery of 1,110.0 AF was not invoiced by MWD until August 2000 (FY00-01) but is shown in the totals above.
- (2) Monte Vista Water District pre-purchased 1,000.8 AF to offset overproduction in FY99/00.
- (3) As of June 30, 2000, the balance of MWDSC's Cyclic Storage Account is 36,122.9 AF.

APPENDIX F

**SUMMARY OF IMPORTED SUPPLIES
FISCAL YEAR 1999-00
(ACRE-FEET)**

Member Agency	Other Basins	Surface Diversions	MWDSC Imported Surface Deliveries	Recycled Water	Total ⁽¹¹⁾
Cucamonga County Water District ⁽²⁾	12,800.1	4,861.6	0		17,661.7
Inland Empire Utilities Agency ⁽¹⁾	0	0	0	5,778.6	0
Fontana Water Company ⁽³⁾	17,401.2	3,832.8	0		21,234.0
Marygold Mutual Water Company ⁽⁴⁾	1,519.6	0	0		1,519.6
MWDSC ⁽⁵⁾	0	0	60,848.0		60,848.0
Pomona, City of ⁽⁶⁾	3,334.7	1,597.8	2,767.9		7,700.4
San Antonio Water Company ⁽⁷⁾	9,428.1	535.6	0	0	9,963.7
State of California, CIM ⁽⁸⁾	0	0	0	820.8	0
West End Consolidated Water Co ⁽⁹⁾	3,715.0	0	0		3,715.0
West San Bernardino CWD ⁽¹⁰⁾	6,565.8	0	0		6,565.8
Total	54,764.5	10,827.8	63,615.9	6,599.4	129,208.2

- (1) IEUA provided 5778.6 AF of recycled water in FY99-00. A breakdown of individual deliveries follows: San Bernardino County/Prado Lake/Golf Course (2,015.5 AF), Whispering Lakes Golf Course in Ontario (1,047.8 AF), Westwind Park in Ontario (26.1 AF) Chino (368.4 AF), Chino Hills (128.9 AF), CCWRF/RP2 (1,685.4 AF) and 506.6 AF from the Ely Basin Recharge Project.
- (2) Imported water includes groundwater produced from Cucamonga Basin and surface water runoff captured from Day Creek and Deer Canyon.
- (3) The imported water includes water produced from other groundwater basins and Lytle Creek surface water production diverted for use in Chino Basin.
- (4) Imported groundwater produced from wells owned by the City of Rialto, located in the Rialto Basin.
- (5) Amount of MWDSC deliveries to the IEUA service area, excluding that delivered and used in the City of Pomona (also listed in Appendix E-1).
- (6) Imported groundwater includes 1,165.8 AF from Pomona Basin, 1,705.8 AF from Claremont Basin, and 463.0 AF from Spadra Basin. The MWDSC delivered 2,767.9 AF to Pomona through Three Valleys MWD and used in Chino Basin (also listed in Appendix E-1).
- (7) An amount of 535.6 AF was treated local canyon flow used in the overlying Chino Basin. The imported groundwater was 636.6 AF from San Antonio Tunnel, 7,979.8 AF from Cucamonga Basin, and 811.7 AF from Six Basins.
- (8) Recycled wastewater that was applied to fields, including water held in storage ponds.
- (9) Figure includes 2,996 AF from Claremont Heights Basin and 719 AF from Cucamonga Basin.
- (10) Listed amount was delivered to "meter book" service area.
- (11) Recycled water is not included in the total.

APPENDIX G

**TOTAL WATER CONSUMPTION WITHIN CHINO BASIN ⁽¹⁾
(ACRE-FEET)**

Fiscal Year	Chino Basin Extractions ⁽²⁾	Other Imported Supplies ⁽³⁾	Total
1974-75	175,757	49,383	225,140
1975-76	181,017	57,686	238,703
1976-77	173,355	55,765	229,120
1977-78	154,675	61,567	216,242
1978-79	142,412	75,864	217,276
1979-80	140,566	70,727	211,293
1980-81	144,416	77,765	222,181
1981-82	137,532	67,491	205,023
1982-83	122,635	76,000	198,635
1983-84	132,799	99,257	232,056
1984-85	134,870	92,952	227,822
1985-86	136,113	114,624	250,737
1986-87	147,068	126,493	273,561
1987-88	152,402	116,175	268,577
1988-89	143,998	128,167	272,165
1989-90	154,620	139,004	293,624
1990-91	140,151	116,493	256,644
1991-92	141,904	104,480	246,384
1992-93	135,923	117,205	253,128
1993-94	129,682	136,038	265,720
1994-95	152,768	116,797	269,565
1995-96	150,669	130,494	281,163
1996-97	161,281 ⁽⁴⁾	115,031	276,312
1997-98	145,735	106,360	252,095
1998-99	162,267	113,040	275,307
1999-00	178,820	129,208	308,028

- (1) Total includes water used over Cucamonga Basin.
- (2) Source: Watermaster Assessment Packages. Total production in Appropriative Pool of 126,645 AF (excludes exchanges) plus Non-Ag production of 7,774 AF and Ag Pool production in the amount of 44,401 AF.
- (3) Total does not include recycled water, cyclic deliveries, water delivered by exchange, or water from direct spreading that was used for replenishment (see Appendices E-1, E-2, and F).
- (4) Reflects corrected production after reporting errors were accounted for.

**Total Water Consumption Within Chino Basin
FY 1999-2000**

APPENDIX G - Figure 3


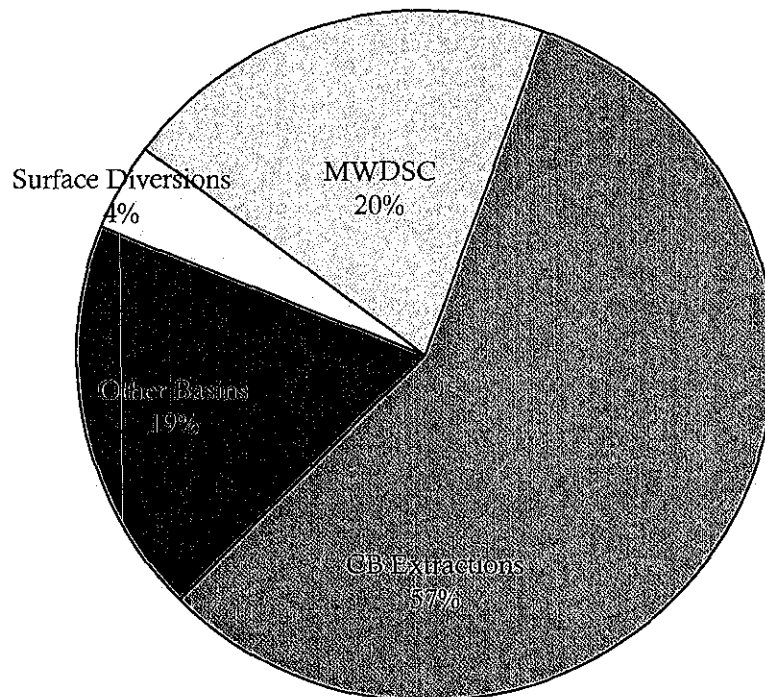


Figure 3

APPENDIX H

**LOCAL GROUNDWATER STORAGE ACCOUNT STATUS
FISCAL YEAR 1999-00
(ACRE-FEET)**

Appropriative Pool

Entity	No.	Date of Agreement(s)	Amount of Agreement(s)	Amount in Storage	Total
Chino, City of	12	01/23/85	15,000.000	1,306.513	1,306.513
Chino Hills, City of	18.1	04/06/88	15,000.000	9,414.078	9,414.078
Cucamonga CWD	10.3	06/07/89	50,000.000	23,295.503	23,295.503
Jurupa CSD	30	07/06/94	20,000.000	6,951.125	6,951.125
Marygold Mutual WC	16.3	07/07/93	2,000.000	1,896.521	1,896.521
Monte Vista Irrigation Co	17	05/07/89	500.000	500.000	7,015.313
	17.1	06/06/90	2,500.000	6,515.313	
Monte Vista WD	27.1	08/14/97	34,023.843	4,194.367	4,194.367
Norco, City of	31.0	11/02/94	2,000.000	366.198	366.198
Ontario, City of	11.1	07/06/94	20,000.000	10,000.000	10,000.000
Pomona, City of	15.2	06/06/90	10,000.000	10,000.000	23,669.235
	15.3	08/05/92	10,000.000	10,000.000	
	15.4	07/07/93	10,000.000	3,669.235	
San Antonio Water Co	3	08/15/80	2,500.000	2,500.000	17,422.509
	3.1	11/05/86	2,500.000	2,500.000	
	3.2	04/06/88	10,000.000	12,422.509	
Santa Ana River WC	20	05/06/87	1,500.000	538.389	538.389
Southern California WC	23	12/07/88	500.000	2,098.825	2,098.825
Upland, City of	24	04/05/89	1,000.000	1,000.000	10,971.788
	24.1	06/06/90	8,000.000	9,971.788	
West End Consolidated WC	13.2	08/05/92	6,000.000	10,487.135	10,487.135
West San Bernardino CWD	25	01/10/91	3,000.000	4,092.028	4,092.028
Watermaster	29	08/05/92	10,000.000	36,622.746	36,622.746
Total			236,023.843	170,342.273	170,342.273

APPENDIX H - Continued

**LOCAL GROUNDWATER STORAGE ACCOUNT STATUS
FISCAL YEAR 1999-00
(ACRE-FEET)**

Overlying (Non-Agricultural) Pool

Entity	No.	Date of Agreement(s)	Amount of Agreement(s)	Amount in Storage	Total
Ameron Steel	6	03/30/83	100.000	100.000	1,365.091
	6.1	04/06/88	500.000	500.000	
	6.2	08/05/92	500.000	765.091	
Vulcan Materials Co (Calmat Division)	1	06/30/79	1,589.220	1,589.220	6,944.178
	1.1	05/30/84	1,589.220	1,589.220	
	1.2	02/07/90	1,589.220	3,765.738	
Kaiser Ventures, Inc.	9.1	10/07/87	15,000.000	4,547.044	4,547.044
Praxair, Inc.	8.2	04/06/88	3,000.000	2,776.566	2,776.556
Reliant Energy, Etiwanda	14.1	04/06/88	5,000.000	6,287.041	6,287.041
Southern Cal Edison Co	***		0	27.959	27.959
Space Center Mira Loma	4	03/31/82	100.000	100.000	460.019
	4.1	11/05/86	200.000	360.019	
Sunkist Growers Inc.	7	03/31/83	2,500.000	2,500.000	6,825.715
	7.1	11/05/86	5,000.000	4,325.715	
Swan Lake	21	05/06/87	300.000	300.000	1,789.723
	21.1	05/06/91	500.000	1,489.723	
Total			37,467.66	31,023.336	31,023.326

* Total Agreements now reflects the actual amount of storage agreements entered into where storage occurred. The agreements that expired during the last 5-years or that were never utilized have been removed from the list.

** On October 9, 1992, West Venture Development notified Watermaster of its intent to abandon its overlying annual water right of 15.657 acre-feet. In FY2000-01 it is anticipated that the water in storage will be abandoned and the safe yield will be reallocated by some mutually agreed upon method, to the remaining members of the pool.

APPENDIX I-1

**RECAPTURES, SALES, AND LEASES
FISCAL YEAR 1999-00
(ACRE-FEET)**

From	To	Use*	Lease	Sale	Recapture
Chino, City of	Ontario, City of	4		602.870	
Chino Hills, City of	Ontario, City of	4		1,368.340	
Chino Hills, City of	Monte Vista Water District	2		500.000	
Cucamonga CWD	Fontana Water Company	2		19,746.752	
Cucamonga CWD	Jurupa CSD	2		5,000.000	
Fontana Union Water Co	Cucamonga CWD	2	13,768.506		
Marygold Mutual Water Co	Fontana Water Company	2		1,200.000	
Monte Vista Irrigation Co	Monte Vista Water District	2		200.000	
Monte Vista Water District	Ontario, City of	4		152.110	
Monte Vista Water District	Ontario, City of	2		1000.000	
Pomona, City of	Ontario, City of	2	7,900.000		
Pomona, City of	Pomona, City of	2			4,946.810
Pomona, City of	Reliant Energy, Etiwanda	1	2,500.000		
San Antonio Water Co	Ontario, City of	2			
San Antonio Water Co	Chino, City of	2		2,000.000	
San Antonio Water Co	Jurupa CSD	2		650.000	
Santa Ana River Water Co	Jurupa CSD	2	1,500.000		
Upland, City of	Ontario, City of	4		289.680	
Upland, City of	Ontario, City of	2		5,000.000	
Total			25,668.506	37,709.752	4,946.810

Use*

- (1) Placed in storage.
- (2) Offset production.
- (3) Satisfy replenishment.
- (4) Part of a WFA settlement ,used to offset 99/00 Production .

Note: Ontario also purchased 1,100 AF from MVWD's Cooperative Storage Account. It is not reflected in the totals above.

APPENDIX I-2
ASSIGNMENTS
FISCAL YEAR 1999-00
(ACRE-FEET)

To	From	Amount	Total Amount
Chino, City of	County of San Bernardino Department of Airports	129.400	129.400
Fontana Water Company	Praxair Incorporated	205.076	205.076
Jurupa CSD	Norco, City of	146.722	1,225.457
	Santa Ana River Water Company	692.815	
	Space Center Mira Loma	96.900	
	Swan Lake Mobile Home Park	289.020	1,225.457
Ontario, City of	Sunkist Growers, Inc.	1,448.973	1,448.973
Total		3,008.906	3,008.906

APPENDIX J

**NEW PARTY INTERVENTIONS
APPROVED IN
FISCAL YEAR 1999-00**

Overlying (Agricultural) Pool

None

Overlying (Non-Agricultural) Pool

None

Appropriative Pool

None

APPENDIX K

CHINO BASIN WATERMASTER'S
"NOTICE OF INTENT" TO CHANGE THE OPERATING SAFE YIELD
OF THE CHINO GROUNDWATER BASIN
FISCAL YEAR 1999-00

PLEASE TAKE NOTICE that on this 30th day of June 2000, Chino Basin Watermaster hereby files this 'NOTICE OF INTENT' to change the operating safe yield of the Chino Groundwater Basin pursuant to the Judgment entered in Chino Basin Municipal Water District v. City of Chino, et al., San Bernardino Superior Court, Case No. RCV 51010 (formerly Case No. 164327) (Exhibit I, Paragraph 2b, Page 80).

Approved by the
Watermaster Advisory Committee

CHINO BASIN WATERMASTER

By: Robert DeLoach
Chairman

By: Robert Neufeld
Robert Neufeld, President

ATTEST:

By: Josephine Johnson
Josephine Johnson, Secretary

APPENDIX L
COMPREHENSIVE ANNUAL FINANCIAL REPORT
FISCAL YEAR 1999-00

CHINO BASIN WATERMASTER

Financial Statements

Year ended June 30, 2000
(With Independent Auditor's Report Thereon)

TABLE OF CONTENTS

	Page
<i>Financial Section</i>	
Independent Auditors' Report on Financial Statements	1
Balance Sheet – All Fund Types and Account Groups	2
Statement of Revenues, Expenditures and Changes in Fund Balance – Budget and Actual – General Fund	3
Notes to the Financial Statements	4 – 8
Combining Schedule of Revenue, Expenditures and Changes in Fund Balance – General Fund	9

Board of Directors
Chino Basin Watermaster
Rancho Cucamonga, California

Independent Auditors' Report

We have audited the accompanying financial statements of Chino Basin Watermaster as of and for the year ended June 30, 2000, as listed in the accompanying table of contents. These financial statements are the responsibility of the Chino Basin Watermaster's management. Our responsibility is to express an opinion on these financial statements based on our audit.

We conducted our audit in accordance with generally accepted auditing standards. Those standards require that we plan and perform the audit to obtain reasonable assurance about whether the financial statements are free of material misstatement. An audit includes examining, on a test basis, evidence supporting the amounts and disclosures in the financial statements. An audit also includes assessing the accounting principles used and significant estimates made by management, as well as evaluating the overall financial statement presentation. We believe that our audit provides a reasonable basis for our opinion.

In our opinion, the financial statements referred to above present fairly, in all material respects, the financial position of Chino Basin Watermaster as of June 30, 2000 and the results of its operations for the year then ended in conformity with generally accepted accounting principles.

Our audit was made for the purpose of forming an opinion on the basic financial statements taken as a whole. The supplementary information listed in the accompanying table of contents is presented for purposes of additional analysis and is not a required part of the basic financial statements. Such information has been subjected to the auditing procedures applied in the audit of the basic financial statements, and, in our opinion, is fairly stated in all material respects in relation to the financial statements taken as a whole.

Conrad and Associates, L.L.P.

August 17, 2000

CHINO BASIN WATERMASTER
Balance Sheet - All Fund Types and Account Groups
June 30, 2000

<u>Assets</u>	General Fund	General Fixed Assets Account Group	Totals (Memorandum Only)	
			2000	1999
Cash (note 2)	\$ 39,429		\$ 39,429	\$ 47,436
Short-term investments (note 2)	1,442,195		1,442,195	1,406,477
Accounts receivable	43,165		43,165	25,579
Prepaid expenses	12,923		12,923	24,069
Property and equipment, at cost (note 3)		\$ 174,644	174,644	158,358
Total assets	\$ 1,537,712	\$ 174,644	\$ 1,712,356	\$ 1,661,919
 <u>Liabilities and Fund Equity</u>				
Accounts payable and accrued liabilities	\$ 372,931		\$ 372,931	\$ 152,587
Compensated absences payable (Note 4)	60,706		60,706	60,633
Total liabilities	433,637	-	433,637	213,220
 <u>Fund Equity</u>				
Investment in general fixed assets		\$ 174,644	174,644	158,358
Fund balance:				
Reserved for:				
SB222 expenditures (Note 6)	158,083		158,083	158,083
Groundwater replenishment	190,461		190,461	187,179
Appropriative pool	287,368		287,368	492,528
Overlying agricultural pool (Note 7)	445,227		445,227	420,795
Overlying non-agricultural pool	19,636		19,636	28,637
Educational programs	3,300		3,300	3,119
Total fund equity	1,104,075	174,644	1,278,719	1,448,699
Total liabilities and fund equity	\$ 1,537,712	\$ 174,644	\$ 1,712,356	\$ 1,661,919

CHINO BASIN WATERMASTER
Statement of Revenues, Expenditures and
Changes in Fund Balance - Budget and Actual - General Fund
Year Ended June 30, 2000

	<u>Budget</u>	<u>Actual</u>	<u>Variance- Favorable (Unfavorable)</u>	<u>Prior Year Actual</u>
Revenues:				
Assessment revenue:				
Replenishment water assessments	\$ 159,768	\$ 159,768	\$ -	\$ 240,066
Administrative assessments (Note 8)	2,311,601	2,311,601	-	1,353,435
Interest	80,250	101,546	21,296	117,020
Miscellaneous revenue	-	196	196	66,259
Total revenues	<u>2,551,619</u>	<u>2,573,111</u>	<u>21,492</u>	<u>1,776,780</u>
Expenditures:				
Replenishment water purchases	156,485	156,485	-	1,725,970
Watermaster administration	1,115,888	1,115,888	-	687,525
Pool administration	170,979	192,085	(21,106)	76,720
TDS/nitrogen study	-	-	-	21,054
Metering program	-	-	-	40,486
Monitoring program	-	-	-	90,659
Optimum Basin Management Plan	1,294,919	1,294,919	-	667,620
Mutual agency project costs	-	-	-	19,199
Total expenditures	<u>2,738,271</u>	<u>2,759,377</u>	<u>(21,106)</u>	<u>3,329,233</u>
Excess(deficiency) of revenues over (under) expenditures	(186,652)	(186,266)	386	(1,552,453)
Fund balance at beginning of year	1,290,341	1,290,341	-	2,842,794
Fund balance at end of year	<u>\$ 1,103,689</u>	<u>\$ 1,104,075</u>	<u>\$ 386</u>	<u>\$ 1,290,341</u>

**CHINO BASIN WATERMASTER
NOTES TO THE FINANCIAL STATEMENTS
FOR THE FISCAL YEAR ENDED JUNE 30, 2000**

(1) Reporting Entity and Summary of Significant Accounting Policies

Description of Reporting Entity

The Chino Basin Watermaster ("Watermaster") was established under a judgment entered in Superior Court of the State of California for the County of San Bernardino as a result of Case No. RCV 51010 (formerly Case No. SCV 164327) entitled "Chino Basin Municipal Water District v. City of Chino et al", signed by the Honorable Judge Howard B. Wiener on January 27, 1978. The effective date of this Judgment for accounting and operations was July 1, 1977.

Pursuant to the Judgment, the Chino Basin Municipal Water District (CBMWD) five (5) member Board of Directors was initially appointed "Watermaster". Their term of appointment as Watermaster was for five (5) years, and the Court, by subsequent orders, provides for successive terms or for a successor Watermaster. Pursuant to a recommendation of the Advisory Committee, the Honorable J. Michael Gunn appointed a nine-member board as interim Watermaster in February 1998.

Under the Judgment, three (3) Pool committees were formed: (1) Overlying (Agricultural) Pool which includes the State of California and all producers of water for overlying uses other than industrial or commercial purposes; (2) Overlying (Non-Agricultural) Pool which represents producers of water for overlying industrial or commercial (non-agricultural) purposes; and (3) Appropriative Pool which represents cities, districts, other public or private entities and utilities. The three Pools act together to form the "Advisory Committee".

The Watermaster provides the Chino Groundwater Basin service area with services which primarily include: accounting for water appropriations and components of acre-footage of stored water by agency, purchase of replenishment water, groundwater monitoring and implementation of special projects.

Watermaster expenditures are allocated to the Pools based on the prior year's production volume (or the same percentage used to set the annual assessments). Allocations for fiscal year 1999/00 expenses are based on the 1998/99 production volume, and allocations for fiscal year 1998/99 expenses are based on the 1997/98 production volume:

	1998/99		1997/98	
	<u>Acre Feet</u>	<u>%</u>	<u>Acre Feet</u>	<u>%</u>
Appropriative Pool	107,723.105	66.387	101,710.225	67.705
Overlying Agricultural Pool	47,537.548	29.296	43,344.680	28.853
Overlying Non-Agricultural Pool	<u>7,005.833</u>	<u>4.317</u>	<u>5,171.577</u>	<u>3.442</u>
Total Production	<u>162,266.486</u>	<u>100.000</u>	<u>150,226.482</u>	<u>100.000</u>

The Agricultural Pool members ratified an agreement with the Appropriative Pool at their meeting of June 16, 1988, wherein the Appropriative Pool assumes Agricultural Pool administrative expenses and special project cost allocations in exchange for an accelerated transfer of unpumped agricultural water to the Appropriative Pool. In addition the Agricultural Pool transferred all pool administrative reserves at June 30, 1988 to the Appropriative Pool effective July 1, 1988.

The accounting policies of the Watermaster conform to generally accepted accounting principles as applicable to governmental units. The following is a summary of the more significant policies.

Description of Fund and Account Group

General Fund

The General Fund is used to account for all revenues and activities financed by the Watermaster except those required to be accounted for in another fund.

General Fixed Asset Account Group

The General Fixed Asset Account Group is used to account for the cost of fixed assets required to perform general governmental functions.

Cash and Investments

Investments are reported in the accompanying balance sheet at fair value. Changes in fair value that occur during a fiscal year are recognized as interest income reported for that fiscal.

Watermaster pools cash and investments of all fund balance reserves, except for deferred compensation assets and assets held by fiscal agents. Investment income earned by the pooled investments is allocated quarterly to the various reserves based on each reserve's average cash and investments balance.

Basis of Accounting

The Watermaster financial statements are prepared on the modified accrual basis of accounting. Revenues are accrued when they become both measurable and available. "Available" means collected in the current period or soon enough thereafter to pay for the expenditures incurred during the current period. Expenditures are recorded when the related liability for goods or services received is incurred.

General Fixed Assets

General fixed assets are recorded as expenditures of the General Fund at the time of purchase and are subsequently capitalized for memorandum purposes in the General Fixed Assets Account Group. No depreciation is provided on general fixed assets.

(2) Cash, Deposits, Short-term and Pooled Investments

State statutes and the Watermaster's investment policy authorize the Watermaster to invest in certificates of deposit with financial institutions having an operating branch within the Watermaster geographic area and the State of California Treasurer's Investment pool (L.A.I.F).

The Watermaster's deposits and investments are categorized to give an indication of the level of risk assumed at year-end by the following three categories:

Category 1

- Includes deposits insured or collateralized with securities held by the Watermaster or its agent in the Watermaster's name.
- Includes investments that are insured or registered or for which the securities are held by the Watermaster or its agent in the Watermaster's name.

Category 2

- Includes deposits with collateralized securities held by the pledging financial institution's trust department or agent in the Watermaster's name and deposits collateralized by an interest in an undivided collateral pool held by an authorized Agent or Depository and subject to certain regulatory requirements under State law.
- Includes uninsured and unregistered investments for which the securities are held by the broker's or dealer's trust department or agent in the Watermaster's name.

Category 3

- Includes uncollateralized deposits or deposits with collateralized securities held by the pledging financial institution or by its trust department or agent, but not in the Watermaster's name.
- Includes uninsured and unregistered investments for which securities are held by the broker or dealer or by its trust department or agent but not in the Watermaster's name.

In accordance with Government Accounting Standards Board Statement Number 3 ("GASB 3") criteria, the Watermaster's deposits and investments are categorized as follows for the year ended June 30, 2000:

	Categories			Bank Balance	Carrying Amount
	1	2	3		
DEPOSITS					
Demand deposits	\$100,000	\$157,199	\$0	\$257,199	\$39,429
INVESTMENTS					
Pooled funds:					
Local Agency Investment Funds (LAIF)*	0	0	0	1,442,195	1,442,195
Total deposits and investments	\$100,000	\$157,199	\$0	\$1,699,394	\$1,481,624

*Monies pooled with the State Treasurer in the Local Agency Investment Fund (LAIF) are not subject to risk categorization.

The bank balance reflects the amount credited by a financial institution to the Watermaster's account as opposed to the Watermaster's own ledger balance for the account. The carrying value reflects the ledger value, which includes checks written by the Watermaster which have not cleared the bank as of June 30, 2000.

The Watermaster is a voluntary participant in the Local Agency Investment Fund (LAIF) that is regulated by California Government Code Section 16429 under the oversight of the Treasurer of the State of California. The fair value of Watermaster's investment in this pool is reported in the accompanying financial statements at amounts based upon Watermaster's pro-rata share of the fair value provided by LAIF for the entire LAIF portfolio (in relation to the amortized cost of that portfolio). The balance available for withdrawal is based on the investment accounting records maintained by LAIF, which are recorded on an amortized cost basis. Included in LAIF's investment portfolio are collateralized mortgage obligations, mortgage-backed securities, other asset-backed securities, loans to certain state funds, and floating rate securities issued by federal agencies, government-sponsored enterprises and corporations.

(3) Changes in General Fixed Assets

A summary of changes in general fixed assets for the year ended June 30, 2000 is as follows:

General fixed assets at June 30, 1999, as previously reported	\$158,358
Additions	41,196
Deletions	<u>(24,910)</u>
General fixed assets at June 30, 2000	<u>\$ 174,644</u>

(4) Compensated Absences Payable

Permanent Watermaster employees earn from 10 to 20 days vacation days a year, depending upon their length of employment, and 12 sick days a year. Employees may carry vacation days forward up to the equivalent number of days earned in the immediately preceding twenty-four (24) month period. There is no maximum accumulation of sick leave; and upon retirement or resignation at age 55 or greater, employees with continuous employment for a minimum of twenty (20) years are compensated for all accumulated sick leave at their rate of pay at termination. Younger employees are paid based upon length of employment and age at time of retirement or resignation.

(5) Deferred Compensation Plan

The Watermaster has established a deferred compensation plan for all employees of Watermaster in accordance with Internal Revenue Code Section 457, whereby employees authorize the Watermaster to defer a portion of their salary to be deposited in individual investment accounts. Participation in the plan is voluntary and may be revoked at any time upon advance written notice. Generally, the amount of compensation subject to deferral until retirement, disability, or other termination by a participant may not exceed the lesser of \$8,000 or 33.33% of includible compensation, or 25% of gross compensation. Amounts withheld by Watermaster under this plan are deposited regularly with Lincoln National Life Insurance Company. The Watermaster makes no contribution under the plan. As of June 30, 2000 the deferred compensation plan assets were held in a trust account for the sole benefit of the employees and their beneficiaries, and accordingly have been excluded from the Watermaster's reported assets.

(6) SB 222 Funds

On November 21, 1978, the Chino Basin Watermaster unanimously approved that remaining SB222 funds be utilized primarily to deliver and spread cyclic water and secondarily to purchase and spread replenishment water.

(7) Agricultural Pool Sale of Water

In June 1988, the Agricultural Pool sold 2,000 acre feet of water in storage to Cucamonga County Water District. Funds from this sale are held and invested by the Watermaster for future use as determined by the Agricultural Pool members. At June 30, 2000, the proceeds from the sale and related interest earned thereon totaled \$445,227.

(8) Appropriative Pool Interest Revenue Allocation

On August 30, 1979, the Appropriative Pool unanimously approved assessment procedures whereby any interest earned from the Watermaster assessments paid by Appropriative Pool members would reduce the total current assessment due from those members. Fiscal year 1998/1999 interest revenue was allocated to the Appropriative Pool members based on the funds received in payment of the 1998/1999 assessments, resulting in a reduction of the 1999/2000 assessments.

(9) Operating Lease

The Watermaster currently has a lease agreement for office space expiring March 31, 2001. The amount paid under this lease was \$39,784 for the year ended June 30, 2000. The future minimum lease payments for this lease is as follows:

<u>Year Ending</u> <u>June 30</u>	<u>Amount</u>
2001	<u>\$ 30,376</u>
Total	<u>\$ 30,376</u>

(10) Defined Benefit Pension Plan (PERS)

Plan Description

The Watermaster contributes to the California Public Employees' Retirement System (PERS), an agent multiple-employer public employee defined benefit pension plan. PERS provides retirement, disability benefits, and death benefits to plan members and beneficiaries. PERS acts as a common investment and administrative agent for participating public entities within the State of California. Copies of PERS' annual financial report may be obtained from its executive office at 400 "P" Street, Sacramento, California 95814.

Annual Pension Cost

The Watermaster's annual pension cost (employer contribution) for the year ended June 30, 2000 was equal to the Watermaster's required and actual contributions. The required contribution was determined as part of an actuarial valuation performed as of June 30, 1996 using the entry age normal actuarial cost method. The actuarial assumptions included (a) 8.5% investment rate of return (net of administrative expenses), (b) projected annual salary increases that vary by duration of service, and (c) 2% per year cost-of-living adjustments. Both (a) and (b) included an inflation component of 4.5%. The actuarial value of PERS assets was determined using techniques that smooth the effects of short-term volatility in the market value of investments over a four-year period (smoothed market value). PERS' unfunded actuarial accrued liability is being amortized as a level percentage of projected payroll on a closed basis.

(11) Legal Matters

During fiscal 96/97, a motion was filed with the Court in accordance with the Judgment to appoint a new nine-member Watermaster Board. The Court appointed a Special Referee to review and recommend Court actions regarding this motion. The referee recommended the appointment of the nine-member Watermaster board for an interim period. As part of the order appointing an interim Watermaster, the court ordered an Optimum Basin management Program (OBMP) be developed by Watermaster for the Chino Basin. If the Court accepts the OBMP and oversees implementation, Watermaster could be faced with significant, unforeseen costs in the near future.

The Watermaster is also involved in other pending litigation for which a final outcome is not known at this time.

C

C

CHINO BASIN WATERMASTER
COMBINING SCHEDULE OF REVENUE, EXPENSES AND CHANGES IN WORKING CAPITAL
FOR THE
MONTH ENDED JUNE 30, 2000

	WATERMASTER ADMINISTRATION		POOL ADMINISTRATION AND SPECIAL PROJECTS			GROUNDWATER OPERATIONS		EDUCATION FUNDS	GRAND TOTALS	BUDGET 1999-2000
	ADMINIS- TRATION	ADV. COMM & WM BOARD	TOTAL	APPROPRIATIVE POOL	AGRICULTURAL POOL	NON-AGRIC. POOL	GROUNDWATER REPLENISHMENT			
Revenues										
Administrative assessments				\$ 2,212,648.35		\$ 98,952.58			2,311,600.93	2,311,601.00
Interest Revenue on late Assessments				46.74					46.74	
Interest revenue for Quarter 09/30/99	-	-	-	9,813.82	\$ 5,525.92	464.46		\$ 40.96	15,044.96	80,250.00
Interest revenue for Quarter 12/31/99	-	-	-	10,590.72	\$ 5,899.32	423.86		\$ 43.73	16,957.63	-
Interest revenue for Quarter 03/31/00				30,902.50	\$ 6,249.07	1,411.48		\$ 46.33	38,610.18	-
Interest revenue for Quarter 06/30/00				22,235.22	\$ 6,756.01	1,045.24		\$ 50.08	30,086.55	-
Mutual agency project revenue	\$ -									
Gain (Loss) on LAIF Investment	196.08		196.08						196.08	
Total revenues	196.08	-	196.08	2,286,237.15	24,431.12	102,297.62	-	-	181.10	2,413,343.07
Expenditures										
Watermaster Admin/Jt WM-Adv Comm	1,010,234.17	105,653.78	1,115,887.95							1,115,887.95
Pool Administration				27,928.34	156,923.34	7,232.79				192,004.47
TDS/Nitrogen Study	-	-	-	-	-	-				-
Metering Program	-	-	-	-	-	-				-
Monitoring Program	-	-	-	-	-	-				-
Meter Installation	-	-	-	-	-	-				-
Optimum Basin Management Plan	1,294,919.41		1,294,919.41							1,294,919.41
Mutual agency project costs										
Total Administrative Expenses	2,305,153.58	105,653.78	2,410,807.36	27,928.34	156,923.34	7,232.79				2,602,891.83
Net Watermaster admin expense	\$ (2,304,957.60)	\$ (105,653.78)	(2,410,611.20)							2,501,786.00
Allocate admin. expenses to Pools			2,410,611.20	1,600,332.51	706,212.60	104,066.09				-
Agricultural expense transfer				863,136.02	(863,136.02)					-
Total expenses			\$ -	2,491,396.87	-	111,298.88				2,602,891.83
Net Administrative Income				(205,159.72)	24,431.12	(9,001.26)			181.10	(189,540.76)
Other Income/Expense										
Replenishment water assessments - fy 99/00							159,767.96			159,767.96
Local Agency Subsidies										-
Replenishment water purchases - fy 99/00							(156,485.00)			(156,485.00)
Net Other Income							3,282.96			3,282.96
Net Income				(205,159.72)	24,431.12	(9,001.26)	3,282.96	-	181.10	(186,265.80)
Working capital, beginning of period				492,527.60	420,795.50	28,636.78	187,178.51	158,082.86	3,119.41	1,290,340.66
Working capital, end of period				\$ 287,367.88	\$ 445,226.62	\$ 19,635.52	\$ 190,461.47	\$ 158,082.86	\$ 3,300.51	\$ 1,104,074.86
98/99 Production percentages				66.387%	29.296%	4.317%				100.000%

C

C

APPENDIX B

***** NOTICE OF HEARING *****

TO: ALL ACTIVE CHINO BASIN PARTIES, CASE NO. RCV 51010
WHEN: FEBRUARY 1, 2001, 2:00 P.M.
WHERE: SAN BERNARDINO COUNTY SUPERIOR COURT, DEPARTMENT R8
8303 N. HAVEN AVE., RANCHO CUCAMONGA, CA 91730-3862
WHAT: NOTICE OF HEARING TO APPROVE TWENTY-THIRD ANNUAL REPORT OF THE
CHINO BASIN WATERMASTER, FISCAL YEAR 1999-2000; INTERVENTION FOR
LOVING SAVIOR OF THE HILLS LUTHERAN CHURCH

A copy of the annual report and pleadings regarding the above may be obtained by
contacting the Chino Basin Watermaster.

TRACI STEWART

CHIEF OF WATERMASTER SERVICES

(909) 484-3888

***** NOTICE OF HEARING *****

TO: ALL ACTIVE CHINO BASIN PARTIES, CASE NO. RCV 51010
WHEN: FEBRUARY 1, 2001, 2:00 P.M.
WHERE: SAN BERNARDINO COUNTY SUPERIOR COURT, DEPARTMENT R8
8303 N. HAVEN AVE., RANCHO CUCAMONGA, CA 91730-3862
WHAT: NOTICE OF HEARING TO APPROVE TWENTY-THIRD ANNUAL REPORT OF THE
CHINO BASIN WATERMASTER, FISCAL YEAR 1999-2000; INTERVENTION FOR
LOVING SAVIOR OF THE HILLS LUTHERAN CHURCH

A copy of the annual report and pleadings regarding the above may be obtained by
contacting the Chino Basin Watermaster.

TRACI STEWART

CHIEF OF WATERMASTER SERVICES

(909) 484-3888

1 SCOTT SLATER (State Bar No. 117317)
2 MICHAEL FIFE (State Bar No. 203025)
3 HATCH AND PARENT
4 21 East Carrillo Street
5 Santa Barbara, CA 93101-2782
6 Telephone: (805) 963-7000
7 Facsimile: (805) 965-4333

8 Attorney for Chino Basin Watermaster

FILED **FEE EXEMPT**
West District
San Bernardino County Clerk

JAN 26 2001

By *Scott Slater*
Deputy

9 SUPERIOR COURT OF THE STATE OF CALIFORNIA
10 FOR THE COUNTY OF SAN BERNARDINO - WEST DISTRICT

11 CHINO BASIN MUNICIPAL WATER
12 DISTRICT,

13 Plaintiff,

14 vs.

15 CITY OF CHINO,

16 Defendants.

)Case No. RCV 51010

)

)SUMMARY OF PRODUCTION FOR

)FISCAL YEAR 1999-2000

)(Filed concurrently with Notice of Hearing to

)Approve the Twenty-third Annual Report for

)Fiscal Year 1999-2000)

)

)Hearing:

)DATE: FEBRUARY 1, 2001

)TIME: 2:00 P.M.

)DEPT: R8

)

))Specially assigned to the Honorable

)Judge J. Michael Gunn

19 Pursuant to the Court's Order of January 5, 1979, Chino Basin Watermaster files the
20 attached Production Summary for Fiscal Year 1999-2000. Pursuant to said Order, the same is
21 not served on all parties but shall be made available to any party requesting the same.
22

23 HATCH & PARENT

24 Scott Slater

25 Michael Fife

26 By: *Michael Fife*

27 Scott Slater

28 Michael Fife

Attorneys for Chino Basin Watermaster

Summary of Groundwater Production For Fiscal Year 99/00

PRODUCTION DETAIL SUMMARY BY POOL AND USERNUM FOR FISCAL YEAR 99/00

<u>User Number:</u>	<u>User Name</u>	<u>Well Number</u>	<u>State Well Location #</u>	<u>Production YTD</u>
Pool Number: 1				
360	Abbona, James & Anna	0600210	2S7W18A	46.875
			Total Production:	46.875
730	Aguerre, Jean	3601059	2S7W30M	11.200
			Total Production:	11.200
760	Aguerre, Louis	0600191	2S8W13H	46.984
			Total Production:	46.984
1180	Albers, Ray	3601335	2S7W21J	0.000
		3602553	2S7W21J	138.808
		3602594	2S7W12F	187.033
			Total Production:	325.841
1200	Alewyn, Jake	0600033	2S7W16M	58.940
			Total Production:	58.940
1240	Alewyn, Jack	3600225	2S7W22D	86.981
		3602540	2S7W16M	73.235
			Total Production:	160.216
2200	Anderson, John	3600165	2S7W15D	153.135
			Total Production:	153.135
2760	Aphessetche, Xavier	3602597	2S7W30R	45.536
			Total Production:	45.536
3440	Aukeman, Lewis	0300018	2S6W08N	174.162
			Total Production:	174.162
3740	Bonestroo, Ed	3600629	2S7W08C	0.000
		3600974	2S7W09B03	0.000
			Total Production:	0.000
3800	Bachoc, Raymond	0600444	2S7W09K	75.677
			Total Production:	75.677
4040	Bain, Warren	0300017	2S7W26G	1.000
			Total Production:	1.000
4320	Bangma, Martin	0600103	2S7W16A	66.503
			Total Production:	66.503
5080	Bartel, Ursula	0600438	2S7W07H	45.632
		3600811	2S7W07H	6.900
			Total Production:	52.532

PRODUCTION DETAIL SUMMARY BY POOL AND USERNUM FOR FISCAL YEAR 99/00

<u>User Number:</u>	<u>User Name</u>	<u>Well Number</u>	<u>State Well Location #</u>	<u>Production YTD</u>
5090	Barth, Robert	0300101	2S6W30M	0.000
		0600507	2S7W10B	24.757
		0600632	2S7W10H	48.125
		3601205	2S7W10H	24.375
		3602096	2S7W10D	92.500
		Total Production:	189.757	
5160	Gastellubery, Jean	0600230	2S7W09P	26.642
		0600447	2S7W09P	101.074
		0600616	2S7W09N	7.652
		3301025	2S7W24L	74.268
		Total Production:	209.636	
5200	Bassler, Donald	0600413	2S7W30R	0.000
		Total Production:	0.000	
5260	Bates, Mildred	0300043	2S7W34E	0.112
		Total Production:	0.112	
6200	Bekendam, Hank	0600272	2S7W09H	61.699
		Total Production:	61.699	
6960	Berquist Properties, Inc.	0600313	2S7W30M	0.000
		0600506	2S7W30M	0.000
		Total Production:	0.000	
7280	Bidart, Ben	3602043	2S7W08F	125.998
			Total Production:	125.998
7320	Bidart, Michael	0300111	2S7W26B	148.652
		3600900	2S7W08F	23.905
			Total Production:	172.557
7520	Brothers Three Dairy	0300008	2S6W21K	105.569
		0300073	2S7W23K	0.000
			Total Production:	105.569
8340	Boersma, Pete	0300005	2S7W36B	77.000
		3302117	2S6W-30N	65.125
		3302119	2S6W30N	0.000
		Total Production:	142.125	
8800	Bootsma, Garret	3600406	2S7W17K	50.595
		Total Production:	50.595	
9080	Borba, George	0600226	2S7W20A	89.880
		0600600	2S7W20B	489.000
		3600423	2S7W20A	269.242
			Total Production:	848.122
9200	John Borba & Sons Dairy	0600179	2S7W16H	109.982
		3600429	2S7W16H	148.505
		Total Production:	258.487	

PRODUCTION DETAIL SUMMARY BY POOL AND USERNUM FOR FISCAL YEAR 99/00

<u>User Number:</u>	<u>User Name</u>	<u>Well Number</u>	<u>State Well Location #</u>	<u>Production YTD</u>
9280	Borba, Joseph	0600422	2S7W20D	96.738
		3600427	2S7W21C	104.909
		3600504	2S7W22K	9.375
		3602491	2S7W05A	112.711
		3602565	2S7W21D	84.019
		Total Production:	407.751	
10280	Bosch, Peter & Bernard	0600081	2S7W10L	28.762
		0600508	2S7W10L	30.808
			Total Production:	59.570
10360	Boschma, Harvey	0600117	2S7W11J	125.213
		0600309	2S7W11R	67.200
			Total Production:	192.413
10440	Goedhart, Jennie	0300024	2S7W36B	5.320
			Total Production:	5.320
10800	Bosnyak, Martin	3602121	2S8W25M	0.858
			Total Production:	0.858
11480	Boys Republic	3601824	2S8W16B01	318.460
			Total Production:	318.460
12600	Van Surksum, Doug	0600209	2S7W09B	238.150
			Total Production:	238.150
15020	Cardenas, Jose	3600750	2S7W02M	0.313
			Total Production:	0.313
15180	Cadlini, Donald	0300065	2S7W34D	18.032
			Total Production:	18.032
16510	Chino Valley Investment	3601057	2S7W30M	0.500
		3601058	2S7W30M	0.500
			Total Production:	1.000
16520	Chino Water Company	3601203	1S8W25p01	0.000
			Total Production:	0.000
17240	Clarke, Arthur	0600303	2S7W28H	8.000
			Total Production:	8.000
17720	Collinsworth, Shelby	0300163	2S7W24G	0.000
		0600085	2S7W24C	144.108
			Total Production:	144.108
19060	Cramer, W R	0300052	2S6W29P	471.230
		0300249	2S6W29P	0.131
		0300250	2S6W29P	0.000
			Total Production:	471.361
19400	Crossroads Auto Dismantlers	0600016	2S6W06N	5.000
			Total Production:	5.000
20720	DeBerard, Robert	3301527	2S6W07N	239.850
			Total Production:	239.850

PRODUCTION DETAIL SUMMARY BY POOL AND USERNUM FOR FISCAL YEAR 99/00

<u>User Number:</u>	<u>User Name</u>	<u>Well Number</u>	<u>State Well Location #</u>	<u>Production YTD</u>
20960	De Boer, Evie	0600403	2S7W10C	153.231
		0600404	2S7W10C	202.642
		Total Production:		355.873
21040	De Boer, Sidney	3601410	2S7W28D	72.954
		Total Production:		72.954
21080	De Bos, Andrew	0300175	2S7W34B	92.681
		3300387	2S7W34B	13.090
		Total Production:		105.771
21200	De Groot, Dick	0600439	2S7W17A	0.000
		3600821	2S7W17A	22.416
		Total Production:		22.416
21320	De Groot, Ernest	0600511	2S8W22K	166.262
		3600324	2S7W17L	89.510
		3600325	2S7W17L	64.634
		Total Production:		320.406
21440	De Groot, Jake	0600102	2S7W09R	22.230
		0600153	2S7W14H	171.472
		0600225	2S7W15D	77.721
		Total Production:		271.423
21560	De Haan, Jr, Henry	0600136	2S7W15D	58.851
		0600206	2S7W16A	0.000
		Total Production:		58.851
21680	De Hoog, Martin	0600027	2S7W16L	55.244
		Total Production:		55.244
21760	De Hoog, Mitch	0600025	2S7W16L	1.518
		0600026	2S7W16L	81.447
		Total Production:		82.965
21840	Vander Dussen, George	0600212	2S7W32E	112.668
		0600214	2S7W32G	145.880
		0600509	2S7W32F	5.199
		Total Production:		263.747
23000	De Vries, Jane	0600245	2S7W16D	5.188
		0600359	2S7W16D	0.000
		Total Production:		5.188
23320	De Wit, Peter	0600115	2S7W18J	10.980
		0600116	2S7W18J	14.795
		Total Production:		25.775
24000	Di Tommaso Ranch	0600513	2S6W06N	1.250
		Total Production:		1.250
24720	Dolan, ATTN Tom	3301928	2S7W24M01	0.000
		3302006	2S7W24M02	80.710
		Total Production:		80.710
24760	Donkers, Henry	3602209	2S7W17H	1.989
		Total Production:		1.989

PRODUCTION DETAIL SUMMARY BY POOL AND USERNUM FOR FISCAL YEAR 99/00

<u>User Number:</u>	<u>User Name</u>	<u>Well Number</u>	<u>State Well Location #</u>	<u>Production YTD</u>
25400	Duhalde, Lauren	3602589	2S7W23D	51.588
			Total Production:	51.588
25520	Duits, John	3602534	2S7W08F	7.086
		3602535	2S7W08F	3.542
			Total Production:	10.628
25700	Durrington, Glen	0300089	2S7W27J	130.400
		0600539		59.250
		3300294	2S7W34H01	65.200
		3600171	2S7W28L	153.900
		3600172	2S7W28M	2.250
		3600916	2S7W28J	154.284
		3601885	2S7W29R01	172.900
		3601976	2S7W28R	97.800
		3602542		36.150
			Total Production:	872.134
25880	Dykstra, Dick	0600040	2S7W14C	105.886
		0600041	2S7W14B	0.000
		0600104	2S7W08R	63.420
		0600130	2S7W14M	113.400
		3600421	2S7W21K	113.221
			Total Production:	395.927
25920	Dykstra, Pete & John	0600324	2S7W13J	200.405
		0600337	2S7W31A	34.440
		0600472	2S7W13	1.033
		3601320	2S7W13J	172.923
		3602556	2S7W13J	157.360
			Total Production:	566.161
26020	Dyt, Andy	0600463	2S7W22R	155.820
		3300161	2S7W23P	69.090
			Total Production:	224.910
26090	Lekkerkerker, Patti	0600357	2S7W30K	0.063
		0600559	2S7W09E	5.687
			Total Production:	5.750
26240	Echeverria, Juan	0600406	2S7W28G	0.000
		0600518	2S7W28G	165.750
			Total Production:	165.750
26280	Echeverria, Pablo	0300168	2S7W36F	135.310
		3300237	2S7W36F	0.000
		3302167	2S7W36C	48.860
			Total Production:	184.170
26580	El Prado Golf Course	0600391	2S7W31E	712.234
			Total Production:	712.234
26880	Engelsma, Jake	0600280	2S7W29J	37.738
			Total Production:	37.738

PRODUCTION DETAIL SUMMARY BY POOL AND USERNUM FOR FISCAL YEAR 99/00

<u>User Number:</u>	<u>User Name</u>	<u>Well Number</u>	<u>State Well Location #</u>	<u>Production YTD</u>
27480	Excelsior Farms	0300023	2S7W36H	0.000
		0300082	2S7W36A	35.709
		0300194	2S7W36A	132.241
		Total Production:		167.950
28040	Ferreira, Frank	3602547	2S7W14A	121.209
		Total Production:		121.209
28080	Ferreira, Joe	0600192	2S7W17R	92.239
		0600284	2S7W31E	21.687
		Total Production:		113.926
28440	Joseph Filippi Winery	0600182	1S6W33C	0.000
		3600552	1S6W33C	0.000
		Total Production:		0.000
28880	McCune, Jim	0300025	3S7W03D	48.750
		0300234	3S7W3D	116.698
		0600310	3S7W04A	28.186
		Total Production:		193.635
28980	Flory, Lewellyn	0300169	2S6W13F2	57.625
		Total Production:		57.625
29240	Foss Brothers Dairy	3600816	2S7W07D	6.572
		Total Production:		6.572
30050	Fullmer, Que & Debra	0600032	2S7W33J	98.959
		Total Production:		98.959
30240	Galleano Winery, Inc	0300161	2S6W08E	5.000
		Total Production:		5.000
30500	Garcia, Pete	0600365	2S8W15D	173.520
		Total Production:		173.520
31410	Gilstrap, Glen	0300021	3S7W02M	0.370
		Total Production:		0.370
31670	Glenn, Stuart	3600433	2S7W09C	0.000
		Total Production:		0.000
32130	Costa, Candido & Maria	0600010	2S7W17C	10.305
		0600165	2S7W15P	9.324
		0600189	2S7W21G	69.889
		0600255	2S7W17C	49.245
		0600452	2S7W22C	102.711
		3601127	2S7W17D	1.400
Total Production:		242.874		
32200	Gorzeman, Henry	0300027	2S6W31D	0.000
		0300083	2S6W31D	0.000
		Total Production:		0.000
32240	Gorzeman, Elsie	0300028	2S6W18P	103.804
		Total Production:		103.804

PRODUCTION DETAIL SUMMARY BY POOL AND USERNUM FOR FISCAL YEAR 99/00

<u>User Number:</u>	<u>User Name</u>	<u>Well Number</u>	<u>State Well Location #</u>	<u>Production YTD</u>
33240	Greydanus, Gerritt	0600171	2S7W31H	117.910
		0600172	2S7W31H	47.260
		Total Production:		165.170
33800	Haagsma, Richard	0600123	2S7W21B	0.000
		0600339	2S7W21B	62.922
		Total Production:		62.922
34400	Harada Bros	0300198	2S7W25R	246.000
		0300237	2S7W25L	191.000
		3300279	2S7W25C	243.000
		3300280	2S7W25B	311.000
		3300281	2S7W25R01	4.125
Total Production:		995.125		
34720	Haringa, Herman	0600138	2S7W28F	33.466
		0600517	2S7WS8F	13.739
		Total Production:		47.205
34760	Haringa, Rudy	0600176	2S7W08M	94.628
		0600418	2S7W08M	17.417
		0600429	2S7W20H	51.546
		3600050	2S7W20H03	0.000
Total Production:		163.591		
34970	Harris, Jimmy	0300035	2S7W36D	0.000
		Total Production:		0.000
35730	Heim, Ron	0600461	2S7W09L	128.710
		Total Production:		128.710
36440	Hettinga, Arthur	0300038	2S6W18E	0.000
		Total Production:		0.000
36520	Hettinga, Hein	0600295	2S7W22J	142.005
		0600296	2S7W22J	2.400
		0600354	3S7W05G	31.157
		0600425	3S7W05G	41.843
		0600523	3S7W05G	99.843
		3600503	2S7W22K01	6.190
		3602236	2S8W23B	0.000
Total Production:		323.438		
36560	Hettinga, Pete	0300113	2S7W24A	89.400
		Total Production:		89.400
36720	Hettinga, Wilbur	0300071	2S6W18M	0.000
		0300072	2S6W18M	33.995
		Total Production:		33.995
36730	Hettinga, Harvey	3601411	2S7W23L	237.500
		Total Production:		237.500

PRODUCTION DETAIL SUMMARY BY POOL AND USERNUM FOR FISCAL YEAR 99/00

<u>User Number:</u>	<u>User Name</u>	<u>Well Number</u>	<u>State Well Location #</u>	<u>Production YTD</u>
37160	Hilarides, Frank	0600400	2S7W12D	5.438
		0600419	2S7W12D	180.764
		0600420	2S7W12A	0.000
		Total Production:		
37240	Southfield, Thelma	0600248	2S7W18K	0.000
		Total Production:		
37360	Hindelang, William	0600330	2S7W17L	1.000
		Total Production:		
37640	Hoekstra, Jr., Edward	0300215	2S7W17G	318.869
		0300216	2S7W17B	0.000
		0600564	2S7W26A	45.015
		Total Production:		
37800	Hofer Ranch	3601698	1S7W26Q01	386.330
		Total Production:		
37920	Hofstra, Dick	0600358	2S7W16C	34.527
		Total Production:		
38060	Hogg, Warren	0600201	2S7W09E	3.692
		0600555	2S7W09B	0.462
		0600565	2S7W09M	86.806
		3600544	2S7W09M	0.000
		Total Production:		
38160	Hohberg, Harold	3602590	2S7W08G	45.304
		Total Production:		
38600	Holmes, Jeff	0600110	2S7W09N	5.625
		Total Production:		
39000	Hoogendam, Marvin	0300030	2S7W25Q	113.624
		0300084	2S7W25Q	0.000
		Total Production:		
40930	Jacques, John	0600087	2S7W33A	105.782
		Total Production:		
41540	Johnson Brothers Egg Ranch	3601206	2S7W10R	12.785
		Total Production:		
42360	Jongsma, Harold	0300085	3S7W03E	131.306
		3300977	3S7W03F	0.000
		3300978	3S7W03F	0.000
		Total Production:		
42440	Jongsma, John	0600282	2S7W14E	160.243
		Total Production:		
42560	Jorritsma, James and Nona	0600147	2S7W17J	94.609
		Total Production:		
42640	Jurupa Comm Svcs Dist	0300001		159.460
		Total Production:		

PRODUCTION DETAIL SUMMARY BY POOL AND USERNUM FOR FISCAL YEAR 99/00

<u>User Number:</u>	<u>User Name</u>	<u>Well Number</u>	<u>State Well Location #</u>	<u>Production YTD</u>
43040	Kasbergen, George	0300217	2S6W30D	192.650
		0300218	2S6W30D	24.537
		3602569	2S7W24C	56.909
		3602570	2S7W24C	0.000
		Total Production:		274.096
43760	Knevelbaard, John	3301751	2S7W26G	0.000
		3301752	2S7W26G	82.824
		3301980	2S7W26F	310.477
		3302148	2S7W26F	0.000
		3302162	2S7W26Q	128.998
		3302163		27.420
		Total Production:		549.719
44200	Koetsier, Gerrit & John	0600573	2S7W1	74.742
		Total Production:		74.742
44400	J.N. Koning Estate	0300088	3S7W02C	0.000
		Total Production:		0.000
44560	Koning Trust	0600352	2S8W36Q	0.000
		Total Production:		0.000
44760	Koolhaas, Ken	0600070	2S7W12E	67.425
		0600166	2S7W24D	0.000
		Total Production:		67.425
44840	Thrall, Rance	0600522	2S8W25M	44.100
		Total Production:		44.100
44920	Koopman, Gene	3601111	2S7W15A	101.185
		Total Production:		101.185
45400	Kroes, Adrian	0600169	2S7W24D	118.398
		0600635	2S7W23B	61.747
		0600636	2S7W23B	0.000
		Total Production:		180.145
45760	Kruckenberg, Perry	0600622	2S7W09J	15.400
		3602077	2S7W09J	1.000
		Total Production:		16.400
46250	La Brucherie, Ronald	0600154	2S7W22B	47.100
		0600185	2S7W08A	0.000
		0600187	2S7W06Q	73.250
		Total Production:		120.350
46820	Maclin Markets Inc	3600446	2S7W08D	36.278
		Total Production:		36.278
47600	Worthington, Tom	0600036	2S7W17C	2.750
		0600037	2S7W17F	24.236
		Total Production:		26.986

PRODUCTION DETAIL SUMMARY BY POOL AND USERNUM FOR FISCAL YEAR 99/00

<u>User Number:</u>	<u>User Name</u>	<u>Well Number</u>	<u>State Well Location #</u>	<u>Production YTD</u>
48000	Lekkerkerk, Adriana	3602551	2S8W25J	16.933
		3602552	2S8W25J	54.884
		3602572	2S8W36A	37.624
		3602573	2S8W36A	2.492
		Total Production:		111.932
48080	Lekkerkerker, Walt	0600356	2S7W30K	5.597
		Total Production:		5.597
49360	Gomez, Miguel	0600107	2S7W07B	7.875
		0600367	2S7W16F	10.500
		Total Production:		18.375
49471	Los Serranos Country Club	3602465		0.000
		Total Production:		0.000
49540	Fernandes, Vangie	0600540	2S7W08N	16.800
		Total Production:		16.800
49600	Pedro, Mary	3301755	3S7W10B	0.000
		Total Production:		0.000
50760	Marquez, Arthur	0600265	2S7W32E	0.061
		0600544	2S7W32E	110.871
		Total Production:		110.932
50940	Martin, Frank	0300033	2S7W36D	8.400
		Total Production:		8.400
51320	Martin, Tony	0600024	2S7W14K	100.337
		Total Production:		100.337
52920	Sousa, Sarafin	0600231	2S7W17M	0.000
		0600232	2S7W17M	90.133
		0600233	2S7W17M	1.043
		Total Production:		91.176
53560	Miersma, Harry	0300070	2S7W26M	109.116
		0600142	2S7W16N	14.840
		0600481	2S7W16N	52.986
		Total Production:		176.942
53960	Minaberry, Marie	0300003	3S7W02B	38.537
		Total Production:		38.537
54100	Mira Loma Thoroughbred Farm	0300165	2S6W18J	2.469
		0300227	2S6W18K	7.256
		3300494	2S6W18G	71.211
		3301209	2S6W18J	96.311
		Total Production:		177.247
54260	Plaa, Jeanne	0300174	2S6W18F	37.681
		3300460	2S6W18F	102.056
		Total Production:		139.737
54400	Montes, Elizabeth	0600042	2S7W09H	27.474
		Total Production:		27.474

PRODUCTION DETAIL SUMMARY BY POOL AND USERNUM FOR FISCAL YEAR 99/00

<u>User Number:</u>	<u>User Name</u>	<u>Well Number</u>	<u>State Well Location #</u>	<u>Production YTD</u>
54440	Moons, Jack	3300231	2S7W27C	217.345
		3302090	2S7W27C01	78.070
		Total Production:		295.415
54500	Moore, John	0600106	2S7W08K	0.060
		Total Production:		0.060
54790	Moreno, Louis	0600609	2S7W31J	8.024
		Total Production:		8.024
55960	Nederend, Hans	0600345	2S7W17C	53.760
		Total Production:		53.760
56960	Nyenhuis, Jim	0600118	2S7W28C	139.206
		0600430	2S7W28A	97.177
		Total Production:		236.382
57080	Okumura, Marion	0600402	2S7W08R	0.000
		Total Production:		0.000
57260	Oliveira, Mary	0300094	3S7W3B	0.000
		Total Production:		0.000
57320	Olson, Albert	3601197	2S8W25J	0.000
		Total Production:		0.000
57420	Ontario Christian School Assn	0600049	2S8W01A	34.375
		Total Production:		34.375
57640	Lorenz, Richard	0300095	3S7W02M	29.464
		0300182	2S7W02M	110.292
		Total Production:		139.757
57760	Orange County Water Dist	3300863	3S7W09Q	28.407
		Total Production:		28.407
58240	Ortega, Adeline	3300492	2S7W35J	1.000
		Total Production:		1.000
58280	Ortega, Bernard	3301916	2S7W35J06	0.000
		Total Production:		0.000
58360	Osterkamp, Joseph	0300032	3S7W02E	23.630
		0300040	3S7W03H	186.272
		0300096	3S7W03H	29.238
		0300220	3S7W03H	0.000
		Total Production:		239.140
58960	Parente, Mary	0600301	2S7W15B	1.120
		3600162	2S7W16J	123.200
		3600428	2S7W15E	576.900
		Total Production:		701.220
59210	Perez, Patricia	0600055	2S7W09E	1.000
		Total Production:		1.000
61040	Pine, Virginia	3300491	2S7W35J	0.250
		Total Production:		0.250

PRODUCTION DETAIL SUMMARY BY POOL AND USERNUM FOR FISCAL YEAR 99/00

<u>User Number:</u>	<u>User Name</u>	<u>Well Number</u>	<u>State Well Location #</u>	<u>Production YTD</u>
61400	Plantenga, George	0300149	2S6W30C	210.034
		0300150	2S6W30C	67.540
		Total Production:		277.574
61640	Polopolus, Steve	0300244	2S6W31E	0.000
		3301356	2S6W31E	39.195
		Total Production:		39.195
61760	Pomona Cemetery Association	1902981	1S8W32L02	0.000
		1902982	1S8W32L	166.284
		Total Production:		166.284
63960	Reitsma, Louis	0600188	2S7W08H	78.972
Total Production:		78.972		
64760	Rocha, John	0600254	2S7W32F	38.400
		0600293	2S7W31K	63.391
		0600294	2S7W31K	26.021
		Total Production:		127.811
66280	Leal, Brad	0300221	2S7W24K	19.297
		0300222	2S7W24K	153.206
		3300749	2S7W24K	0.000
		3301443	2S7W24J	96.361
		Total Production:		268.864
67000	Nerkowski, Steve	0600059	2S7W20R	0.000
		0600515	2S	17.896
		3600758	2S7W30J01	110.715
		3601044	2S7W30H	182.325
		3601454	2S7W28D	285.000
		3601954	2S7W28C01	171.000
		3602500	2S7W20R	228.000
		3602502	2S7W19J	133.000
		3602503	2S7W20J	85.800
		Total Production:		1,213.736
67002	Canaday, Jim	0600409	2S7W30H	30.818
Total Production:		30.818		
67040	Sanchez, Edmundo	0600114	2S7W10B	0.000
Total Production:		0.000		
67260	Parrella, Pete	0600399	2S7W30J	102.032
Total Production:		102.032		
67840	Schakel Sr, Fred	0300214	2S7W23J	291.037
		0600302	2S7W23H	134.572
		3300086	2S7W23J	0.000
		Total Production:		425.609
68520	Schmidt, Madeleine	3600978	2S7W05M	5.000
Total Production:		5.000		
68580	Schoneveld, Esther	0300151	3S7W03P	7.960
Total Production:		7.960		

PRODUCTION DETAIL SUMMARY BY POOL AND USERNUM FOR FISCAL YEAR 99/00

<u>User Number:</u>	<u>User Name</u>	<u>Well Number</u>	<u>State Well Location #</u>	<u>Production YTD</u>
68640	Schoneveld, Sr., John	0600006	2S7W15H	4.100
			Total Production:	4.100
68760	Schuh, Harold	0600120	2S7W18L	5.000
			Total Production:	5.000
69080	Peuroi, Rene	0600152	1S8W33P	0.000
			Total Production:	0.000
69120	De Jong, John	0600125	2S7W13B	83.611
		3602071	2S7W13B	39.983
			Total Production:	123.594
69800	Musser, Michael	3601399	2S7W08J	0.280
		3601400	2S7W08K	81.731
			Total Production:	82.011
71800	Slegers, Gerard	0600371	2S7W23C	0.000
		0600441	2S7W23C	42.800
			Total Production:	42.800
71820	Slegers, Jake	0300048	2S6W08K	97.381
		0300098	2S6W08K	190.983
			Total Production:	288.364
71840	Slegers, Ben	0600078	2S7W14K	123.758
		0600451	2S7W11C	0.000
		0600550	2S7W14K	0.000
		3602544	2S7W09K	63.891
		3602584	2S7W11C	101.500
			Total Production:	289.149
73000	California Youth Authority	3602332	2S7W19L	0.015
		3602333	2S7W19L	0.681
			Total Production:	0.696
73280	Souza Jr, Frank	0600229	2S7W31A	17.401
		0600533	2S7W31B	0.000
		3600529	2S7W31B	119.750
			Total Production:	137.151
73800	Stahl, Zippora	3601055	2S7W31G	0.000
		3601056	2S7W31G	0.000
		3602624	2S7W31B	0.000
			Total Production:	0.000
74200	Stark, Everett	0600050	2S7W29K	0.000
		0600534	2S7W29K	139.460
			Total Production:	139.460
74240	State Dept Of Fish & Game	3600354	2S8W27A	0.000
			Total Production:	0.000

PRODUCTION DETAIL SUMMARY BY POOL AND USERNUM FOR FISCAL YEAR 99/00

<u>User Number:</u>	<u>User Name</u>	<u>Well Number</u>	<u>State Well Location #</u>	<u>Production YTD</u>
74280	Prison Industry Authority (CIM)	0600437	2S7W19	478.800
		3600339	2S8W23	755.881
		3600340	2S8W14	575.596
		3600341	2S8W13	132.051
		3600342	2S8W13	105.248
		3600345	2S8W24	157.500
		3600346	2S8W25	126.875
		3600347	2S8W23	0.000
		3600348	2S8W24	123.777
		3601827	2S8W24M	382.545
		3602461	2S8W23	86.575
		3602691	2S7W19	84.589
				Total Production:
74360	Woods, George	0600608	2S7W32K	0.000
		3601246	2S7W32K	0.000
			Total Production:	0.000
74955	Stiles, Steve	0600105	2S7W08R	0.000
			Total Production:	0.000
75520	Struikmans, Henry	0600128	2S7W16K	0.000
		0600129	2S7W16P	89.067
		3600432	2S7W16K	62.716
			Total Production:	151.783
75960	Swager, Gerben	3600079	2S7W23E02	41.451
		3600086	3S7W05A	0.000
		3600087	3S7W05A	109.321
		3602476	2S7W23E	0.000
			Total Production:	150.772
77600	Te Velde, Ralph	0600080	2S7W22H	91.565
		3601693	2S7W22H	0.000
			Total Production:	91.565
77680	teVelde, Todd	3600239	2S7W18B	0.000
		3601625	2S7W18A	40.712
		3602480	2S7W18A	4.060
			Total Production:	44.772
77940	Sunshine Growers Nursery	0600480	2S7W12B02	69.025
			Total Production:	69.025
78440	Teunissen, Bernard	0600023	2S7W33R	0.000
		3600617	2S8W25J	147.219
		3600618	2S8W25J	6.148
			Total Production:	153.367
79000	Thommen, Fred	0600094	2S7W17D	0.000
			Total Production:	0.000
79090	Thrall, Leman	0300055	2S7W34M	9.527
			Total Production:	9.527

PRODUCTION DETAIL SUMMARY BY POOL AND USERNUM FOR FISCAL YEAR 99/00

<u>User Number:</u>	<u>User Name</u>	<u>Well Number</u>	<u>State Well Location #</u>	<u>Production YTD</u>
79200	Tillema, Harold	3302033	2S7W26N02	64.922
			Total Production:	64.922
80000	Troost, Fred & Annie No 2 Inc	3302088	2S6W17M01	169.540
		3302089	2S6W17F01	89.600
			Total Production:	259.140
80020	Troost, Greg	0600446	2S7W08N	46.480
		3302097	2S7W27A04	78.400
			Total Production:	124.880
80080	Tuinhout, Harry	0600062	2S7W22F	69.278
			Total Production:	69.278
81320	Binggeli, Marie	3601169	2S8W36H	90.052
			Total Production:	90.052
81400	Bas Van Dam & Son Dairy	0600047	2S7W23A	2.785
		0600432	2S7W23A	89.916
		0600433	2S7W23A	0.000
			Total Production:	92.701
81520	Van Dam, Don	3600064	2S7W18H	34.060
		3600318	2S7W18J	45.453
			Total Production:	79.513
81800	Van Der Kooi, Charlie	3600763	2S7W21L	0.000
		3602587	2S7W21L	0.089
		3602588	2S7W21L	112.288
			Total Production:	112.378
82680	Van Hofwegen, Steve	0600017	2S8W25J	69.425
			Total Production:	69.425
83000	Van Klaveren, Bill	0600291	2S7W23M	177.042
			Total Production:	177.042
83240	Van Leeuwen, Arlan	3600193	2S7W31K	38.934
		3602546	2S7W31K	87.388
			Total Production:	126.322
83480	Van Leeuwen, Jack	0600286	2S8W25M	4.450
		0600287	2S8W25M	0.000
			Total Production:	4.450
83560	Van Leeuwen, John	3600142	2S8W36H	70.974
		3600961	2S8W36H	0.000
			Total Production:	70.974
83660	Van Leeuwen, William	0300054	2S7W36L	29.382
		0300107	2S7W36L	67.025
		3300194	2S7W36J	0.000
		3300195	2S7W36K	147.211
			Total Production:	243.618
83880	Van Ryn, Dick	0300183	2S7W27Q	138.000
		0600204	2S7W10N	0.000
			Total Production:	138.000

PRODUCTION DETAIL SUMMARY BY POOL AND USERNUM FOR FISCAL YEAR 99/00

<u>User Number:</u>	<u>User Name</u>	<u>Well Number</u>	<u>State Well Location #</u>	<u>Production YTD</u>
84040	Van Veen, John	0300056	3S7W03N	5.408
		0600274	2S7W22B	96.038
		Total Production:		101.445
84170	Van Vliet, Nick	0600162	2S7W21B	6.057
		0600163	2S7W21B	70.728
		0600164	2S7W21B	29.229
		Total Production:		106.014
84320	H & R Dairy	0600045	2S8W25K	12.731
		Total Production:		12.731
84440	Vanden Berge, Darrell	3301505	2S6W30J	24.212
		3301506	2S6W30J	92.912
		Total Production:		117.124
84490	Vanden Heuvel, Geoffrey	0600251	2S8W13B	34.431
		3602361	2S8W13B	0.206
		3602609	2S7W29D	182.000
		Total Production:		216.637
84640	B. Vander Dussen Family Trust	0600002	2S7W10M	123.620
		0600160	2S7W10L	27.583
		3600127	2S7W10M	33.880
		Total Production:		185.083
84880	Vander Dussen Sr, John	0600397	2S7W13M	61.402
		Total Production:		61.402
84960	Vander Dussen, Sybrand	0300233	3S7W10D	156.809
		0300239	3S7W10D	0.011
		3301536	3S7W10C	0.000
		3301929	3S7W10D	39.340
		Total Production:		196.160
85080	Vander Eyk, Jr., Case	0600075	2S7W12E	74.265
		0600076	2S7W12E	49.334
		Total Production:		123.599
85120	Van Der Eyk, Case	0300148	3S7W10G	2.064
		0600207	3S7W10D	0.000
		0600552	3S7W03N	659.058
		0600553	3S7W03N	5.707
		3301930	3S7W03N	1.000
		Total Production:		667.829
85170	Vander Eyk, Robert	0600174	2S7W14A	0.971
		3602533	2S7W14A	102.499
		Total Production:		103.470
85360	Vander Laan, Ben	0600355	2S7W33Q	38.216
		0600398	3S7W04A	80.771
		Total Production:		118.988

PRODUCTION DETAIL SUMMARY BY POOL AND USERNUM FOR FISCAL YEAR 99/00

<u>User Number:</u>	<u>User Name</u>	<u>Well Number</u>	<u>State Well Location #</u>	<u>Production YTD</u>
85520	Vander Laan, Martin	0600215	2S7W09M	0.000
		0600216	2S7W09M	62.367
		Total Production:		62.367
85760	Vander Meer, Dick	0300057	2S7W26P	103.607
		Total Production:		103.607
85810	Vander Poel, John	0300044	2S7W34C	26.966
		3300056	2S7W34C	127.022
		3300057	2S7W34C	0.000
		Total Production:		153.988
85840	Vander Poel, Henry	0600411	2S7W33B	266.608
		3600368	2S7W33H	0.000
		Total Production:		266.608
86120	Vander Schaaf, John	0300002	2S7W26A	0.000
		Total Production:		0.000
86240	Vander Stelt, Steve	3300321	2S7W26E	59.339
		3300322	2S7W26F	7.564
		3300567	2S7W26K	134.090
		3301981	2S7W26L	90.699
		Total Production:		291.692
86520	Vanderham, Cornelius	0600199	2S7W22L	71.156
		0600258	2S7W22L	0.000
		Total Production:		71.156
86580	Vanderham, Corrie	3300146	2S6W18H	159.811
		Total Production:		159.811
86800	Vanderham, Pete	0600275	2S7W09Q	0.000
		0600276	2S7W09Q	140.397
		Total Production:		140.397
87240	Vasquez, Eleanor	0600048	2S8W16M	1.000
		Total Production:		1.000
87360	Veenendaal, John	0600208	2S7W08P	61.672
		Total Production:		61.672
87960	Verhoeven, Martin	0600098	2S7W18P	68.979
		Total Production:		68.979
88040	Vermeer, Jantina	0300196	2S7W27H	144.498
		3300284	2S7W27R02	4.715
		3300285	2S7W27R01	37.759
		3301477	2S7W27A	0.004
		3302051	2S7W34A01	318.195
		Total Production:		505.171

PRODUCTION DETAIL SUMMARY BY POOL AND USERNUM FOR FISCAL YEAR 99/00

<u>User Number:</u>	<u>User Name</u>	<u>Well Number</u>	<u>State Well Location #</u>	<u>Production YTD</u>
88240	Vernoia, Pat	0300189	2S6W30B	48.100
		0300211	2S6W18P	0.500
		3300832	2S6W18P01	304.300
		3300833	2S6W19B	353.000
		3300834	2S6W19B	174.000
		3300905	2S6W19P01	297.700
		3302151	2S6W30A	3.375
		3601614	2S7W02K01	4.875
		Total Production:	1,185.850	
88720	Visser, Henry	0300061	2S7W31B	6.982
		0600227	2S8W26H	76.160
		0600393	2S7W31A	24.149
		0600549	2S8W25F	0.000
		Total Production:	107.291	
89240	Voortman, Gertrude	0600029	2S7W17A	5.000
		Total Production:	5.000	
89260	Voortman, Edwin	0600392	2S7W17H	2.268
		Total Production:	2.268	
89880	Wassenaar, Peter	0600111	2S7W29J	13.552
		Total Production:	13.552	
90240	Weeda, Daniel	0600168	2S8W26E	38.505
		Total Production:	38.505	
90280	Weeks, O.L.	3600840	2S8W03	33.293
		Total Production:	33.293	
91090	Pierson, Jeff	0600462	1N6W26P	1.000
		Total Production:	1.000	
91160	Westra, Henry	0600545	2S7W32B	96.252
		0600595	2S7W32H	17.547
		Total Production:	113.799	
91240	Westra, Calvin	0600259	2S7W24B	98.336
		0600260	2S7W13Q	94.179
		Total Production:	192.515	
91360	Weststeyn, Pete	0300251	2S7W34C	109.916
		Total Production:	109.916	
91920	Wiersema, Harry	0600200	2S7W20C	145.776
		Total Production:	145.776	
92040	Wiersma, Otto	0600228	2S7W08F	22.250
		Total Production:	22.250	
92660	Troost, Maynard	0600525	2S7W33H02	282.800
		Total Production:	282.800	
92840	Wind, John	0600578	2S7W33d	42.522
		3602586	2S7W33Q	0.000
		Total Production:	42.522	

PRODUCTION DETAIL SUMMARY BY POOL AND USERNUM FOR FISCAL YEAR 99/00

<u>User Number:</u>	<u>User Name</u>	<u>Well Number</u>	<u>State Well Location #</u>	<u>Production YTD</u>
93020	Woll, Raymond	0300050	2S7W36D	0.000
			Total Production:	0.000
93260	Miersma, Ron	0600148	2S7W17Q	17.267
		0600193	2S7W17K	71.816
			Total Production:	89.083
93760	Yokley, Darrell	0600387	2S7W07B	5.000
			Total Production:	5.000
95002	Mota, Francisco	0600022	2S7W08Q	11.461
			Total Production:	11.461
95004	Van Hofwegen, Allen	3301503	2S7W34E	42.014
		3301504	2S7W34E	0.000
			Total Production:	42.014
95005	Te Velde, Ken	0300108	3S7W03N	71.590
			Total Production:	71.590
95008	Tse, Rico	3301221	2S7W23G	93.750
		3301222	2S7W23N	214.569
		3601413	2S7W23F	3.125
			Total Production:	311.444
95009	De Vuyst, David	0600092	2S7W18L	59.600
		3600412	2S7W07Q	0.750
		3600656	3S7W09H	19.773
			Total Production:	80.123
95013	Archibald Dairy	0300115	2S7W34J	107.900
		0300116	2S7W34J	112.500
		3301603	2S7W34A	2.750
		3301753	2S7W34J	0.350
			Total Production:	223.500
95016	Wood, Ivan	0600089	2S7W14J	0.000
		0600372	2S8W26D	81.620
			Total Production:	81.620
95017	Mouw, Randy & Rose	0600053	2S7W33D	50.527
		0600238	2S7W33C	0.000
		0600239	2S7W33D	0.000
			Total Production:	50.527
95021	Lewis, Sam	0300031	3S7W02D	127.750
		0300062	2S7W34F	53.800
		3301637	2S7W23N01	56.500
			Total Production:	238.050
95023	Maust California Farms	0600004	2S7W15G	0.000
			Total Production:	0.000
95025	Sousa, Sam	0600013	2S7W17E	113.735
			Total Production:	113.735
95034	River Ranch Recycling & Organics	3300830	3S7W10B	0.000
			Total Production:	0.000

PRODUCTION DETAIL SUMMARY BY POOL AND USERNUM FOR FISCAL YEAR 99/00

<u>User Number:</u>	<u>User Name</u>	<u>Well Number</u>	<u>State Well Location #</u>	<u>Production YTD</u>
95043	Robinson Ranch	0600202	2S7W16C	43.316
			Total Production:	43.316
95044	Vanden Berge, Larry	0300224	3S7W03C	75.982
		0600178	3S7W03C	19.879
			Total Production:	95.861
95047	Verhoeven, Ron	0600289	2S7W28B	57.707
			Total Production:	57.707
95054	Koot, Bill	0300178	2S6W18A	78.546
			Total Production:	78.546
95056	Mendiondo, Catherine	0600030	2S7W06J	0.000
			Total Production:	0.000
95058	Alger, Tom	0300041	2S6W29P	0.000
		0300102	2S6W29P	100.800
			Total Production:	100.800
95059	Three D Dairy	0600019	2S7W16P	84.389
		3600858	2S7W16L	42.560
			Total Production:	126.949
95060	So.Cal. Agricultural Land Fnd	0600583	2S7W22N	0.005
			Total Production:	0.005
95062	Van Loon, Richard	0300053	3S7W03E	0.000
			Total Production:	0.000
95068	Lee, Simon	3300295	2S7W26H	65.625
			Total Production:	65.625
95073	Arburua, Frank	0600183	2S7W08N	51.356
			Total Production:	51.356
95075	J.G.J. Joint Venture	0600299	2S7W06Q	0.000
		3600434	2S7W09D01	0.000
		3600437	2S7W07A	0.000
			Total Production:	0.000
95077	Vander Schaaf, David	0600223	2S7W17G	83.350
		3602489	2S7W17G	0.000
		3602602	2S7W18G	85.746
		3602603	2S7W17B	33.600
			Total Production:	202.696
95080	Verhoeven, Ron	0600605	2S7W29K	124.335
		0600647	2S7W29K	11.250
			Total Production:	135.585
95081	Gorzeman, Randy	0300042	2S6W30R	151.200
		0300104	2S6W30R	0.000
		0300105	2S6W30R	0.000
			Total Production:	151.200
95082	Del Las Santos, Andres	0600044	2S7W17H	0.000
			Total Production:	0.000

PRODUCTION DETAIL SUMMARY BY POOL AND USERNUM FOR FISCAL YEAR 99/00

<u>User Number:</u>	<u>User Name</u>	<u>Well Number</u>	<u>State Well Location #</u>	<u>Production YTD</u>
95083	Walton, Dr Frank	3602605	2S7W07J	3.000
			Total Production:	3.000
95084	Schoneveld, John	0600122	2S7W21C	216.681
		0600305	2S7W07K	72.487
		0600306	2S7W07K	0.000
		0600613	2S7W21C	24.080
			Total Production:	313.248
95090	Gutierrez, Ernesto	0600327	2S7W08C	0.000
		0810009	2S7W08C	0.000
			Total Production:	0.000
95093	Stiefel, Jeff	0600249	2S7W18Q	1.413
		0600435	2S7W18K	39.473
			Total Production:	40.886
95094	Hwang, Richard	0600131	2S7W14M	28.125
		3600745	2S7W14E	224.715
			Total Production:	252.840
95097	Jaques Jr, John	0600627	2S7W33Q	37.128
		0600628	2S7W33Q	0.000
		0600629	2S7W33Q	0.000
			Total Production:	37.128
95098	Vander Weerd, Ron	0600011	2S7W17H	14.136
			Total Production:	14.136
95099	Bos, Al	0600252	2S7W07R	73.124
			Total Production:	73.124
95105	TeVelde, Jim	0600535	2S7W22H	112.701
			Total Production:	112.701
95106	Grooman, Bill	0600530	2S7W32J	0.000
			Total Production:	0.000
95107	Shelby, John	0600528	2S7W08B	1.000
			Total Production:	1.000
95109	Kawasaki, Seiso	0600054	2S7W14J	33.015
			Total Production:	33.015
95111	Rodriguez, Tony	0300226	3S7W03N	10.792
		0600531	2S7W08N	0.504
		3602532	2S7W08E	12.401
			Total Production:	23.697
95112	Vanden Brink, John	0600395	2S7W07L	168.925
		0600599	2S7W07L	88.047
			Total Production:	256.972
95114	De La Torre, Salvador	3602078	2S7W8B	23.755
			Total Production:	23.755

PRODUCTION DETAIL SUMMARY BY POOL AND USERNUM FOR FISCAL YEAR 99/00

<u>User Number:</u>	<u>User Name</u>	<u>Well Number</u>	<u>State Well Location #</u>	<u>Production YTD</u>
95116	Hettinga, Gerben	0600370	2S7W15F	0.000
		0600464	2S7W22C	38.142
		0600516	2S7W22B	64.991
		0600519	2S7W7K	137.398
		0600532	2S7W15F	6.300
		3600969	3S7W05B	3.850
		3601421	2S7W22	20.669
		3602604	2S7W07J	0.000
		Total Production:	271.350	
95120	Lizzaraga, Frank	0600219	2S7W32E	0.250
		Total Production:	0.250	
95121	Pietersma, Ronald	0600158	2S7W09L	0.280
		3300092	2S7W27F	67.061
		3300093	2S7W27G	0.009
		Total Production:	67.350	
95125	Simoaes, Gus	3600975	2S7W09B	119.000
		Total Production:	119.000	
95128	Simoaes, Helio	0600218	2S7W32C	90.940
		0600220	2S7W32C	0.000
		Total Production:	90.940	
95131	Ensign, Chester	0600217	2S7W08H	1.020
		Total Production:	1.020	
95132	Verkaik, Cor	0810004	2S7W08E	1.344
		Total Production:	1.344	
95133	Ramos, Gabriel	0600194	2S7W08L	0.000
		Total Production:	0.000	
95134	Pietersma, Ronald	3600065	2S7W27N	0.000
		3600390	2S7W27N	109.759
		Total Production:	109.759	
95135	Rico, Margarito	3301899	2S7W25R	20.836
		Total Production:	20.836	
95136	Carlos Echeverria & Sons Dairy	0300037	2S7W25R	108.513
		0600514	2S7W23D	114.800
		3602608	2S7W13L	118.455
		Total Production:	341.768	
95137	Gorzeman, Glenn	0600150	2S7W16F	48.230
		0600151	2S7W16F	133.787
		0600459	2S7W16G	214.518
		0600460	2S7W16G	8.750
		Total Production:	405.285	
95139	Weststeyn, John	3301200	3S7W03A	11.204
		3302161	3S7W03B	44.800
		Total Production:	56.004	

PRODUCTION DETAIL SUMMARY BY POOL AND USERNUM FOR FISCAL YEAR 99/00

<u>User Number:</u>	<u>User Name</u>	<u>Well Number</u>	<u>State Well Location #</u>	<u>Production YTD</u>
95146	Visser, Jerry	0600020	2S7W30K	105.729
		0600021	2S7W30L	0.000
		Total Production:		105.729
95147	Vander Dussen, Robert	0300086	3S7W02C	92.400
		0300087	3S7W02C	0.000
		Total Production:		92.400
95148	Gonzales, Adrian	0600333	2S7W31J	0.000
		Total Production:		0.000
95161	Wind, Sydney	3602537	2S7W11A	0.000
		Total Production:		0.000
95163	Lee, Chin Te	0600580	1S8W34K	29.298
		Total Production:		29.298
95165	Hill, Kurt	0600064	2S7W23B02	136.097
		0600065	2S7W14Q	0.000
		Total Production:		136.097
95172	Bouma, Peter	0600195	2S7W22M	0.000
		0600196	2S7W22M	0.000
		0600269	2S7W23J	58.744
		0600466	2S7W22M	230.834
		0600505	2S7W21	52.640
		0600568	2S7W22M	7.374
		0600581	2S7W27D	8.775
		0600582	2S7W27D	56.250
		3602554	2S7W21	0.000
		Total Production:		414.617
95179	D'Amato, Joseph	3602212	2S7W12M	21.110
		Total Production:		21.110
95180	Fagundes, Dave	0600279	2S7W16C	0.000
		0600521	2S7W16C	102.038
		Total Production:		102.038
95183	Edens, Libbie	0600590	2S8W03C	5.000
		Total Production:		5.000
95184	Bollema, Harold	0600341	2S7W16D	37.800
		0600342	2S7W16D	29.367
		Total Production:		67.167
95185	Stueve, Glenn	0600383	2S7W33D	447.594
		0600526	2S7W33A	0.000
		3600366	2S7W33A01	0.002
		3600502	2S7W33C	53.863
		3601681	2S7W33E	0.000
		Total Production:		501.459
95187	Lanting, Ronald	0600222	2S7W21H	0.000
		Total Production:		0.000

PRODUCTION DETAIL SUMMARY BY POOL AND USERNUM FOR FISCAL YEAR 99/00

<u>User Number:</u>	<u>User Name</u>	<u>Well Number</u>	<u>State Well Location #</u>	<u>Production YTD</u>
95188	Rasner, Bud	0300228	2S6W27D	10.000
			Total Production:	10.000
95191	Johnson, Dan	0300231	3S7W03N	0.000
			Total Production:	0.000
95193	Pinheiro, Jack	0600601	2S7W12B	138.478
			Total Production:	138.478
95194	Badders, Louis	0600596	1S8W33Q	18.750
			Total Production:	18.750
95195	Van Dam Jr, Dick	3601912	2S8W22A	54.891
			Total Production:	54.891
95196	Corral, Reyes	0600246	2S7W18F	63.125
		0600247	2S7W18C	19.375
			Total Production:	82.500
95199	Dyt, Rich	3602213	2S7W17N	126.840
		3602214	2S7W17N	11.782
			Total Production:	138.622
95200	Petrissans, Denis	0600203	2S7W10L	62.238
			Total Production:	62.238
95202	Vieira, Mary	0300059	2S7W34M	1.000
			Total Production:	1.000
95205	St. Elizabeth Ann Seton Catholic Church	0600134	2S7W04M	0.000
			Total Production:	0.000
95206	Harrington, Charlie	0300230	2S7W36A4	0.000
			Total Production:	0.000
95207	Idsinga, William	0600579	2S7W14Q	64.106
			Total Production:	64.106
95209	Bidart, John	0600474	2S7W32A	240.156
			Total Production:	240.156
95210	Dominguez, John	0600603	2S7W31J	0.000
		0600604	2S7W31J	0.000
			Total Production:	0.000
95211	Van Leeuwen, Richard	0300022	2S7W36M	43.808
			Total Production:	43.808
95212	Ennis, Dale	0300238	2S7W34Q	1.000
			Total Production:	1.000
95213	Bootsma, Ike	0300241	2S7W34B	9.916
		0300242	2S7W34B	11.200
			Total Production:	21.116
95216	Sterling Truck Equip & Repair Inc	0600119	2S7W18H	0.000
			Total Production:	0.000
95217	Sloan, Jackie	0300240	2S7W27P	0.000
			Total Production:	0.000
95219	Victory Baptist Church	0600606	2S7W18M	0.000
			Total Production:	0.000

PRODUCTION DETAIL SUMMARY BY POOL AND USERNUM FOR FISCAL YEAR 99/00

<u>User Number:</u>	<u>User Name</u>	<u>Well Number</u>	<u>State Well Location #</u>	<u>Production YTD</u>
95221	Eko Systems	0300014	2S7W35J	4.753
		0300060	2S7W35J	0.197
		Total Production:		4.950
95222	Yeager Construction	0600369	1N6W34B	62.854
		Total Production:		62.854
95223	Lizzaraga Jr, Frank	0600043	2S7W31H	0.000
		0600542	2S7W31H	32.401
		Total Production:		32.401
95225	Rodriguez, Marcy	3300232	2S7W27C	11.557
		Total Production:		11.557
95226	Reica, Dominique	0600320	2S7W07K	0.000
		Total Production:		0.000
95227	Trejo, Daniel	0300154	2S6W23G	0.000
		Total Production:		0.000
95229	Lugo, Ed & Wayne	0600584	2S7W17N	12.965
		Total Production:		12.965
95231	Von Gal, Bart	0300229	2S6W22R	0.250
		Total Production:		0.250
95233	Hung, Chin	0600079	2S8W03N	0.000
		Total Production:		0.000
95235	Ardanaz, Bud	3600438	2S8W36Q	1.264
		Total Production:		1.264
95236	Barry Trucking Co	0600614	2S7W31A	0.000
		Total Production:		0.000
95237	Mushegain, Mary	0600575	2S7W7G	0.000
		Total Production:		0.000
95239	Bohlander, Gail	0600366	2S8W13A	0.068
		Total Production:		0.068
95240	Chong, Frank	0600093	2S7W17C	0.000
		Total Production:		0.000
95241	Vander Stelt, Larry	0600235	3S7W04C	72.800
		0600236	3S7W04C	0.000
		0600237	3S7W04C	0.000
		Total Production:		72.800
95242	Moreno, Angie	0600619	2S7W31J	0.142
		Total Production:		0.142
95243	Swager, Dan	3600460	2S7W20C	101.250
		3602102	2S7W20F	226.479
		Total Production:		327.729
95246	Babcock, Bob	0600618	2S7W10A	10.250
		Total Production:		10.250
95247	Blackmer, Paul	3601097	2S7W18G	0.250
		Total Production:		0.250

PRODUCTION DETAIL SUMMARY BY POOL AND USERNUM FOR FISCAL YEAR 99/00

<u>User Number:</u>	<u>User Name</u>	<u>Well Number</u>	<u>State Well Location #</u>	<u>Production YTD</u>
95248	Sifuentes, Miguel	0300010	2S6W21Q	0.627
			Total Production:	0.627
95251	Vander Poel, Joe	0300034	3S7W10B	33.600
			Total Production:	33.600
95252	Salazar, Cesar	0600012	2S7W24D	0.000
			Total Production:	0.000
95253	Arthur, Bob	0600623	3S7W04B	0.000
		3600369	2S7W33F02	378.951
		3600557	2S7W28N	190.000
			Total Production:	568.951
95254	Mercado, Salvador	0600634	2S7W18Q	20.000
			Total Production:	20.000
95255	Kernes, Robert	0600639	2S7W8Q	10.000
			Total Production:	10.000
95256	Perry, Del	0600503	2S7W16B04	62.489
		3601032	2S7W16B	6.444
			Total Production:	68.933
95257	Lozano, Arturo	0600570		0.000
			Total Production:	0.000
95260	Mayne, Janice	3601212	2S7W08B	31.000
			Total Production:	31.000
95262	Lourenco, Tony	0300046	2S7W23Q	63.788
		0600003	2S7W16E	6.720
			Total Production:	70.508
95263	Fikse, Eric	0600263	2S7W08J	34.804
			Total Production:	34.804

Pool Number: 1	TOTAL: 44,400,900
-----------------------	--------------------------

Pool Number: 2

2040	Ameron	3601366	1S6W21P01	4.305
			Total Production:	4.305
14490	CSI Inc	0800014		0.000
			Total Production:	0.000
15250	Swan Lake Mobile Home Park	0300197	2S6W19H	0.000
		0300201	2S6W19M02	56.133
		0800002		289.020
			Total Production:	345.153
17840	Vulcan Mat. Co./Calmat Division	3601719	1S8W10R	8.716
			Total Production:	8.716
54040	Space Center Mira Loma Inc	0800016		0.000
		0800018		96.900
			Total Production:	96.900

PRODUCTION DETAIL SUMMARY BY POOL AND USERNUM FOR FISCAL YEAR 99/00

<u>User Number:</u>	<u>User Name</u>	<u>Well Number</u>	<u>State Well Location #</u>	<u>Production YTD</u>
67001	Jenkins, James	0800006		66.400
		0800009		63.000
				Total Production:
				129.400
72960	SCE Co	3602468	2S7W12R	0.000
				Total Production:
				0.000
73100	Angelica Textile Service	1902353	1S8W29C	31.690
				Total Production:
				31.690
75800	Sunkist Growers inc	0600529	1S7W29F	1.620
		0800008	ASSIGNMENT	1,448.973
		3600592	1S7W29E	0.000
		3600593	2S7W15K	393.336
		3600595	2S7W15K	0.000
				9.490
				Total Production:
				1,853.419
80440	Praxair Inc.	0800007		205.076
				Total Production:
				205.076
95086	GE Corp	0800011		0.000
		0800015	1S7W31L	558.850
				Total Production:
				558.850
95181	California Speedway	3601364	1S6W16A01	899.945
				Total Production:
				899.945
95228	Reliant Energy, Etiwanda	3600371	1S6W17H01	1,502.520
		3600372	1S6W17F01	1,053.098
		3602116	1S6W17G01	1,085.002
				Total Production:
				3,640.620
95267	CCG Ontario, LLC	0600556	1S6W16G	0.000
				Total Production:
				0.000

Pool Number: 2 TOTAL: 7,774.074

Pool Number: 3

970	Arrowhead Water Company	0600496	1S6W32H01	114.930
				Total Production:
				114.930
16330	Inland Empire Utilities Agency	0600077	2S8W25M	0.000
		0600477	1S6W34J	0.031
		0600501	2S8W36K	3.400
				Total Production:
				3.431

PRODUCTION DETAIL SUMMARY BY POOL AND USERNUM FOR FISCAL YEAR 99/00

<u>User Number:</u>	<u>User Name</u>	<u>Well Number</u>	<u>State Well Location #</u>	<u>Production YTD</u>		
16560	City of Chino	0600417	2S7W06E03S	2,010.021		
		0600467	1S8W35C06S	974.240		
		0600478	2S8W12K01S	1,903.085		
		0600482	1S8W26H02S	2,376.811		
		0800006		-66.400		
		0800009		-63.000		
		3601618	2S8W11L01S	1,092.691		
		3601752	1S8W35J01S	585.624		
		3602105	2S8W11M01s	1,060.739		
		3602666	1S8W35J02S	5.714		
		3602680	1S8W35C05S	321.299		
		Total Production:			10,200.825	
		19760	Cucamonga County Water District	0600479	1S7W14D02	2,003.570
				3600475	1S7W14D01	1,741.870
3601174	1S7W14E01			1,192.800		
3601373	1S7W14L01			591.280		
3602000	1S7W14G01			1,720.200		
Total Production:				7,249.720		
29180	Fontana Water Company	0600486	1S6W23D25	3,673.010		
		0600490	1S6W11	1,711.747		
		0600491	1S6W11	1,045.618		
		0600492	1S6W24R01	3,418.106		
		0600497	1S5W07	0.257		
		0600502	1N5W31	895.636		
		0600504	1N5W32	711.625		
		0600512	1S5W-04N	0.000		
		0600561	1S06W11	1,457.883		
		0600562	1S06W23	4.568		
		0800007		-205.076		
		0800014		0.000		
		3600567	1S5W07R01	1,783.007		
		3600572	1S6W12P01	0.528		
		3600573	1S6W11N01	1,772.055		
		3600574	1S6W26C01	1,436.478		
		3600583	1S6W11B01	481.432		
		3600584	1S5W06D01	351.338		
		3600587	1S5W06J01	2,408.537		
		Total Production:			20,946.752	

PRODUCTION DETAIL SUMMARY BY POOL AND USERNUM FOR FISCAL YEAR 99/00

<u>User Number:</u>	<u>User Name</u>	<u>Well Number</u>	<u>State Well Location #</u>	<u>Production YTD</u>		
42640	Jurupa Comm Svcs Dist	0300076	2S7W35N	6.770		
		0300079	2S7W35C	11.196		
		0300080	2S7W35B	24.944		
		0300112	2S7W24A	0.429		
		0300114	2S6W16E	93.164		
		0300179	2S6W20K04	0.230		
		0300188	2S6W09F01	326.070		
		0300200	2S6W4D03	3,472.265		
		0300202	2S6W09C01	691.568		
		0300204	2S6W09D03	1,967.608		
		0300205	2S6W09E01	0.000		
		0300207	2S6W4E1	5,165.726		
		0300208	2S6W4M2	2,062.725		
		0600035	2S6W07A	30.219		
		0800001		-146.722		
		0800002		-289.020		
		0800004		-692.815		
		0800016		0.000		
		0800018		-96.900		
		3300536	2S6W10M03	0.000		
		3300537	2S6W10M04	0.000		
		3301743	2S6W05A01	1,266.024		
		3301895	2S6W09K01	630.774		
		3302030	2S6W05B01	954.399		
		3302031	2S6W05B02	0.000		
		3302203	2S7W35A	33.744		
			Total Production:	15,512.397		
		51560	Marygold Mutual Water Co	3600194	1S5W21D01	0.000
				3600195	1S5W20D01	0.000
				3600196	1S5W21B01	0.000
				3602404	1S5W21D	0.000
					Total Production:	0.000

PRODUCTION DETAIL SUMMARY BY POOL AND USERNUM FOR FISCAL YEAR 99/00

<u>User Number:</u>	<u>User Name</u>	<u>Well Number</u>	<u>State Well Location #</u>	<u>Production YTD</u>
54280	Monte Vista Water District	0600415	1S8WPO6	2,447.357
		0600436	1S8WQ03	1,700.470
		0600448	1S8W11C01	0.000
		3600657	1S8W35J01	0.000
		3601354	1S8W26B01	0.000
		3601355	1S8W34A01	0.000
		3601357	1S8W14A03	702.925
		3601358	1S8W14D01	1,506.215
		3601359	1S8W15H01	328.183
		3601362	1S8W23A03	0.000
		3601363	1S8W14N01	1,680.605
		3601367	1S8W15J01	947.571
		3601368	1S8W24E01	0.000
		3601819	2S8W09B01	0.000
		3601947	2S8W09H03	0.000
			Total Production:	9,313.324
		54320	Monte Vista Irrigation Co	3600754
	Total Production:			0.000
56560	City of Norco	0300172	2S6W19E	0.000
		0300173	2S6W19E	0.000
		0300199	2S6W19E	109.802
		0800001		146.722
		0800019		0.000
		3302115	2S7W36H02	0.000
	Total Production:	256.524		

PRODUCTION DETAIL SUMMARY BY POOL AND USERNUM FOR FISCAL YEAR 99/00

<u>User Number:</u>	<u>User Name</u>	<u>Well Number</u>	<u>State Well Location #</u>	<u>Production YTD</u>
57440	City of Ontario	0600453	1S7W22Q	3,952.579
		0600455	1S6W29H	4,726.930
		0600476	1S7W32A	2,140.574
		0600493	1S7W29DO1	2,426.399
		0600494	1S7W34A03	2,129.010
		0600551	1S6W19N	3,890.812
		0600585	1S7W23GOIS	3,142.372
		0800008	ASSIGNMENT	-1,448.973
		3600010	1S7W23M	1,237.833
		3600012	1S7W26A	1,226.604
		3601065	1S7W23D01	15.087
		3601771	1S7W20C01	1,506.859
		3601772	1S7W21D01	0.000
		3601777	1S7W18G01	0.000
		3601778	1S7W28M02	2,235.096
		3601952	1S6W31D01	1,132.150
		3602051	1S8W25Q02	2,161.792
		3602052	1S7W28R02	987.570
		3602107	1S7W29A01	1,693.264
		3602266	1S7W22B01	0.000
		3602267	1S7W13R02	482.359
		3602457	1S7W24M	2,884.938
		Total Production:		36,523.255

PRODUCTION DETAIL SUMMARY BY POOL AND USERNUM FOR FISCAL YEAR 99/00


<u>User Number:</u>	<u>User Name</u>	<u>Well Number</u>	<u>State Well Location #</u>	<u>Production YTD</u>		
61880	Pomona, City of	1901713	1S8W28G01	1,073.991		
		1901714	1S8W28E02	1,007.951		
		1901715	1S8W28E01	1,457.766		
		1901719	1S8W28G02	1,261.766		
		1901720	1S8W28M01	802.995		
		1901721	1S8W28M02	777.683		
		1901722	1S8W28N01	274.246		
		1901723	1S8W28N02	789.830		
		1901724	1S8W28F02	415.194		
		1901725	1S8W28L01	859.607		
		1901726	1S8W28M03	1,016.025		
		1902804	1S8W31J01	518.570		
		1902853	1S8W30K01	0.000		
		1902875	1S8W33D01	1,270.078		
		1902917	1S8W32G01	0.000		
		1903016	1S8W28F01	910.458		
		1903063	1S8W33E01	1,195.639		
		1903079	1S8W33C01	530.581		
		1903113	1S8W15D01	1,486.528		
		1903126	2S8W04J01	705.018		
		1903156	1S8W21R	54.316		
		1904001	1S8W28G03	1,592.810		
		1904002	1S8W28C01	965.193		
				Total Production:	18,966.264	
		66960	San Antonio Water Company	3601561	1S7W17J01	9.920
				3601563	1N7W29E01	283.860
				Total Production:	293.780	
		67003	City of Chino Hills	0600487	2S8W23C	0.191
0600488	2S8W14N			1,308.145		
0600489	2S8W10P			112.530		
0600495	2S8W23D			0.506		
0600498	2S8W15C05			0.000		
0600499	2S8W11P05			422.656		
0600500	2S8W14B05			107.117		
3601911	2S8W23C01			1,037.398		
3601916	2S8W15C02			384.040		
3601917	2S8W15C03			884.479		
3601922	2S8W22J			0.000		
3602465	2S8W22J			6.507		
				Total Production:	4,263.569	
67004	Moore, Patrick			0600469	3S7W06	6.321
		Total Production:	6.321			

PRODUCTION DETAIL SUMMARY BY POOL AND USERNUM FOR FISCAL YEAR 99/00

<u>User Number:</u>	<u>User Name</u>	<u>Well Number</u>	<u>State Well Location #</u>	<u>Production YTD</u>
67120	Santa Ana River Water Co.	0800004		692.815
		3300973	2S6W16C01	0.000
		3301715	2S6W21E01	0.000
		3301945	2S6W29C01	0.000
		3302078	2S6W16C02	0.000
		Total Production:	692.815	
73040	So Cal Water Co	3601764	1S8W15P02	482.052
			Total Production:	482.052
80640	City of Upland	0600589	1N7W25E01	5.954
		0600598	1S7W08N025	1,569.839
		0600659	1N7W32H01S	6.680
		3600180	1S8W12M01	0.749
		3600359	1S8W11R01	1.884
		3600360	1S7W17E01	150.150
		3600862	1S8W11J01	1.722
		Total Production:	1,736.977	
90920	West End Cons Water Comp	3600806	1S8W12P01	0.000
		3600807	1S8W12K01	0.000
			Total Production:	0.000
90960	West San Bernardino County W D	0600524	1S5W20P	0.000
			Total Production:	0.000
95087	Dept. of Toxic Substance Control	0800012		82.300
			Total Production:	82.300
99999	Zimmerman, Bob	0800013		-0.000
			Total Production:	0.000

Pool Number: 3 TOTAL: 126,645,236

Grand Total: 178,820,209



PROOF OF SERVICE

I declare that:

I am employed in the County of San Bernardino, California. I am over the age of 18 years and not a party to the within action. My business address is Chino Basin Watermaster, 8632 Archibald Avenue, Suite 109, Rancho Cucamonga, California 91730; telephone (909) 484-3888.

On January 25, 2001, I served the attached:

DATE OF HEARING: February 1, 2001, 2:00 P.M.

NOTICE OF HEARING TO APPROVE;

- 1. TWENTY-THIRD ANNUAL REPORT OF THE CHINO BASIN WATERMASTER, FISCAL YEAR 1999-2000; AND**
- 2. PETITION FOR ORDER CONFIRMING AND APPROVING INTERVENTION OF LOVING SAVIOR OF THE HILLS LUTHERAN CHURCH**

in said cause, by placing a true copy thereof enclosed with postage thereon fully prepaid, for overnight delivery by United States Postal Service mail at Rancho Cucamonga, California, addresses as follows:

See attached service list:

Attorney Service List

On today's date I served notice of the matters identified above by mailing a postcard containing the information set forth on the attached page, in accordance with the Court's order of December 13, 1978 to the addresses shown on the following service lists.

See attached service list:

Mailing List 1

Mailing List 2

I declare under penalty of perjury that the foregoing is true and correct and that this declaration was executed at Rancho Cucamonga, California, on January 25, 2001.


Michelle Lauffer

Attorney Service List Updated 1/22/07

RICHARD ADAMS II
DEPUTY COUNSEL - POMONA
ALVAREZ-GLASMAN & CLOVEN
505 S GAREY AVE
POMONA CA 91766

DAVID B. ANDERSON
DEPARTMENT OF WATER RESOURCES
1416 NINTH ST
P.O. BOX 94236
SACRAMENTO CA 94236-0001

WILLIAM J. BRUNICK ESQ.
BRUNICK ALVAREZ & BATTERSBY
P O BOX 6425
SAN BERNARDINO CA 92412

THOMAS S. BUNN III
LAGERLOF SENEAL BRADLEY
GOSNEY & KRUSE
301 N LAKE AVE 10TH FL
PASADENA CA 91101-4108

CHINO BASIN WATERMASTER
8632 ARCHIBALD AVE STE 109
RANCHO CUCAMONGA CA 91730

JEAN CIHIGOYENETCHE
GENERAL COUNSEL-IEUA
CIHIGOYENETCHE GROSSBERG &
CLOUSE
3602 INLAND EMPIRE BLVD STE C315
ONTARIO CA 91764

ROBERT DOUGHERTY
GENERAL COUNSEL-ONTARIO
COVINGTON & CROWE
P O BOX 1515
ONTARIO CA 91762

JIM ERICKSON
LAW OFFICES OF JIMMY GUTIERREZ
EL CENTRAL REAL PLAZA
12616 CENTRAL AVE
CHINO CA 91710

FREDERIC FUDACZ
NOSSAMAN GUTHNER KNOX & ELLIOTT LLP
445 S FIGUEROA ST 31ST FL
LOS ANGELES CA 90071-1672

ERIC GARNER
BEST BEST & KRIEGER LLP
P O BOX 1028
RIVERSIDE CA 92502-1028

JIMMY GUTIERREZ
ATTORNEY-CITY OF CHINO
EL CENTRAL REAL PLAZA
12616 CENTRAL AVE
CHINO CA 91710

SHARON JOYCE
LEGAL COUNSEL - STATE OF CA - CDC
1515 S STREET ROOM 125
SACRAMENTO, CA 95814

STEVEN KENNEDY
GENERAL COUNSEL-TVMWD
BRUNICK ALVAREZ & BATTERSBY
P O BOX 6425
SAN BERNARDINO CA 92412

ARTHUR KIDMAN
ATTORNEY-MVWD
MC CORMICK KIDMAN & BEHRENS
695 TOWN CENTER DR STE 400
COSTA MESA CA 92626

MARILYN LEVIN
STATE OF CALIFORNIA
OFFICE OF THE ATTORNEY GENERAL
300 S SPRING ST 11TH FL N TOWER
LOS ANGELES CA 90013-1232

JAMES L MARKMAN
RICHARDS WATSON & GERSHON
P O BOX 1059
BREA CA 92622-1059

DAN MC KINNEY
SPECIAL COUNSEL-AG POOL
REID & HELLYER
P O BOX 1300
RIVERSIDE CA 92502-1300

THOMAS H MC PETERS
MC PETERS MC ALEARNEY SHIMFF &
HATT
P O BOX 2084
REDLANDS CA 92373

JAMES P MORRIS
BEST BEST & KRIEGER LLP
P O BOX 1028
RIVERSIDE CA 92502-1028

JARLATH OLAY
DEPUTY GENERAL COUNSEL MWD
700 N ALAMEDA ST
LOS ANGELES CA 90012

TIMOTHY J RYAN
SAN GABRIEL VALLEY WATER
COMPANY
P O BOX 6010
EL MONTE CA 91734

JOHN SCHATZ
COUNSEL-JCSD
P O BOX 7775
LAGUNA NIGUEL CA 92607-7775

ANNE J SCHNEIDER
ELLISON & SCHNEIDER
2015 H ST
SACRAMENTO CA 95814-3109

JESS SENEAL
LAGERLOF SENEAL BRADLEY
GOSNEY & KRUSE
301 N LAKE AVE 10TH FL
PASADENA CA 91101-4108

GERALYN SKAPIK ATTORNEY
CITY OF CHINO HILLS
BURKE WILLIAMS & SORENSON
611 W 6TH ST STE 2500
LOS ANGELES CA 90071-1469

SCOTT SLATER
HATCH & PARENT
21 E CARRILLO ST
SANTA BARBARA CA 93101-2782

MICHELE A STAPLES
JACKSON DEMARCO & PECKENPAUGH
4 PARK PLAZA 16TH FL
IRVINE CA 92614

GENE TANAKA
BEST BEST & KRIEGER LLP
P O BOX 1028
RIVERSIDE CA 92502-1028

ANNE T THOMAS
BEST BEST & KRIEGER LLP
P O BOX 1028
RIVERSIDE CA 92502-1028

SUSAN TRAGER
LAW OFFICES OF SUSAN M TRAGER
2100 SE MAIN ST STE 104
IRVINE CA 92614-6238

***** NOTICE OF HEARING *****

TO: ALL ACTIVE CHINO BASIN PARTIES, CASE NO. RCV 51010
WHEN: FEBRUARY 1, 2001, 2:00 P.M.
WHERE: SAN BERNARDINO COUNTY SUPERIOR COURT, DEPARTMENT R8
8303 N. HAVEN AVE., RANCHO CUCAMONGA, CA 91730-3862
WHAT: NOTICE OF HEARING TO APPROVE TWENTY-THIRD ANNUAL REPORT OF THE
CHINO BASIN WATERMASTER, FISCAL YEAR 1999-2000; INTERVENTION FOR
LOVING SAVIOR OF THE HILLS LUTHERAN CHURCH

A copy of the annual report and pleadings regarding the above may be obtained by
contacting the Chino Basin Watermaster.

TRACI STEWART

CHIEF OF WATERMASTER SERVICES

(909) 484-3888

***** NOTICE OF HEARING *****

TO: ALL ACTIVE CHINO BASIN PARTIES, CASE NO. RCV 51010
WHEN: FEBRUARY 1, 2001, 2:00 P.M.
WHERE: SAN BERNARDINO COUNTY SUPERIOR COURT, DEPARTMENT R8
8303 N. HAVEN AVE., RANCHO CUCAMONGA, CA 91730-3862
WHAT: NOTICE OF HEARING TO APPROVE TWENTY-THIRD ANNUAL REPORT OF THE
CHINO BASIN WATERMASTER, FISCAL YEAR 1999-2000; INTERVENTION FOR
LOVING SAVIOR OF THE HILLS LUTHERAN CHURCH

A copy of the annual report and pleadings regarding the above may be obtained by
contacting the Chino Basin Watermaster.

TRACI STEWART

CHIEF OF WATERMASTER SERVICES

(909) 484-3888

AAA AA
MAILING LIST 1
UPDATED 1/21/01

CURTIS AARON
CITY OF FONTANA
8353 SIERRA AVE
FONTANA CA 92335-3598

RICHARD ANDERSON
1365 W FOOTHILL BLVD STE 1
UPLAND CA 91786

A W ARAIZA
WEST SAN BERN CWD
P.O. BOX 920
RIALTO CA 92376-0920

STEVE ARBELBIDE
CBWM BOARD
417 PONDEROSA TR
CALIMESA CA 92320

DAVE ARGO
BLACK & VEATCH
6 VENTURE STE 315
IRVINE CA 92618-3317

RICH ATWATER
IEUA
P.O. BOX 697
RCHO CUCA CA 91729-0697

RODNEY BAKER
P.O. BOX 438
COULTERVILLE CA 95311-0438

VIC BARRION
RELIANT ENERGY ETIWANDA
8996 ETIWANDA AVE
ETIWANDA CA 91739

KEITH BELAND
STATE OF CALIFORNIA CDC
P.O. BOX 942883
SACRAMENTO CA 94283-0001

BILL BENNETT
VULCAN MATERIALS COMPANY
P.O. BOX 39756
LOS ANGELES CA 90039

BOB BEST
NAT'L RESOURCES CONS SVS
25864 BUSINESS CENTER DR K
REDLANDS CA 92374

JOHN BEZZANT
CCG ONTARIO, LLC
3990 WESTERLY PLACE STE 200
NEWPORT BEACH CA 92660

GERALD BLACK
FONTANA UNION WATER CO
P.O. BOX 309
FONTANA CA 92334

MICHAEL BOCCADORO
THE DOLPHIN GROUP
925 L ST STE 800
SACRAMENTO CA 95814

PATTI BONAWITZ
IEUA
P.O. BOX 697
RCHO CUCA CA 91729-0697

LESTER E. BOSTON JR.
CBWM BOARD
3694 PEREGRINE DR
CORONA CA 91719

FRANK BROMMENSCHENKEL
134 DAVIS ST
SANTA PAULA CA 93060

BOB CAMPBELL
WATER CONSULTANT TO SENATOR
NELL SOTO
822 N EUCLID AVE
ONTARIO CA 91762

BRUCE CASH
UNITED WATER MGMT CO INC
1905 BUSINESS CENTER DR STE 100
SAN BERNARDINO CA 92408

TERRY CATLIN
CBWM BOARD
2344 IVY CT
UPLAND CA 91784

NEIL CLIFTON
IEUA
P.O. BOX 697
RCHO CUCA CA 91729-0697

LAURA COOMBS
ARROWHEAD WATER COMP
5772 JURUPA RD
ONTARIO CA 91761-3672

DAVID B COSGROVE
RUTAN & TUCKER
611 ANTON BLVD STE 1400
COSTA MESA CA 92626

DAVE CROSLEY
CITY OF CHINO
5050 SCHAEFER AVE
CHINO CA 91710-5549

DAVID DE JESUS
TVMWD/CBWM/ALT
146 E COLLEGE ST
COVINA CA 91723

ROBERT DEBERARD
CHAIRMAN-AG POOL
1886 UKIAH WAY
UPLAND CA 91784

ROBERT DELOACH
CUCAMONGA CTY WD
P.O. BOX 638
RANCHO CUCA CA 91729-0638

BILL DENDY
BILL DENDY & ASSOCIATES
429 F ST STE 2
DAVIS CA 95616-4111

GREG DEVEREAUX
CITY OF ONTARIO
303 E "B" ST
ONTARIO CA 91764

DOUG DRURY
IUEA
P.O. BOX 697
RANCHO CUCAMONGA CA 91730

GLENN DUNCAN
CHINO, CITY OF
P.O. BOX 667
CHINO CA 91708-0667

GLEN DURRINGTON
5512 FRANCIS ST
CHINO CA 91710

DICK DYKSTRA
10129 SCHAEFER
ONTARIO CA 91761-7973

MOHAMED EL AMAMY
CITY OF ONTARIO
1425 S BON VIEW
ONTARIO CA 91761-4406

BOB FEENSTRA
MILK PRODUCERS COUNCIL
13545 S EUCLID AVE
ONTARIO CA 91762-6656

RALPH FRANK
755 LAKEFIELD RD #E
WESTLAKE VILLAGE CA 91361

COLE FRATES
AZURIX
5657 WILSHIRE BLVD STE 330
LOS ANGELES CA 90036

CARL FREEMAN
L. D. KING
2151 CONVENTION CENTRE WAY
ONTARIO CA 91764

SAM FULLER
SAN BERNARDINO VALLEY MWD
P.O. BOX 5906
SAN BERNARDINO CA 92412-5906

MARK GAGE P E
GEOMATRIX CONSULTANTS INC
2101 WEBSTER ST #1200
OAKLAND CA 94612

JIM GALLAGHER
SOUTHERN CALIFORNIA WATER CO
2143 CONVENTION CTR WAY STE 110
ONTARIO CA 91764

JOE GRINDSTAFF
SAWPA
11615 STERLING AVE
RIVERSIDE CA 92503

JACK HAGERMAN
STATE OF CALIFORNIA CIM
4158 CENTER ST
NORCO CA 91760

LISA HAMILTON
GE/MGR ENV REMEDIATION PRGM
640 FREEDOM BUSINESS CTR
KING OF PRUSSIA PA 19406

PATSY HAMILTON
STATE OF CALIFORNIA, CIW
P.O. BOX 6000
CORONA CA 91718

DONALD HARRIGER
WESTERN MUNICIPAL WATER DISTRICT
P.O. BOX 5286
RIVERSIDE CA 92517-5286

CARL HAUGE
DEPT OF WATER RESOURCES
1020 9TH ST 3RD FL
SACRAMENTO CA 95814

PAUL HOFER
CBWM BOARD
11248 S TURNER AVE
ONTARIO CA 91761

ANNESLEY IGNATIUS
COUNTY OF SAN BERNARDINO FLD
CNTRL DISTRICT
825 E 3RD ST
SAN BERNARDINO CA 92415-0835

JOHN WILLIAM INGRAHAM
CNTY OF SAN BERNARDINO
7000 MERRILL AVE BOX 1
CHINO CA 91710-9027

NINA JAZMADARIAN
METROPOLITAN WATER DISTRICT
P.O. BOX 54153
LOS ANGELES CA 90054-0153

KEN JESKE
CITY OF ONTARIO
1425 S BON VIEW AVE
ONTARIO CA 91761-4406

JOSEPHINE JOHNSON
CBWM BOARD
3635 RIVERSIDE DR
CHINO CA 91710

BARRETT KEHL
CBWCD
P.O. BOX 2400
MONTCLAIR CA 91763-0900

ROB KETTLE
STATE OF CALIFORNIA, CIW
P.O. BOX 6000
CORONA CA 91718

MARK KINSEY
MONTE VISTA WATER DISTRICT
P.O. BOX 71
MONTCLAIR CA 91763-0071

MARK KINSEY
MONTE VISTA IRRIGATION CO
10575 CENTRAL AVE
MONTCLAIR CA 91763

GENE KOOPMAN
13898 ARCHIBALD AVE
ONTARIO CA 91761-7979

KRONICK ET AL
KRONICK MOSKOVITZ TIEDEMANN &
GIRARD
400 CAPITOL MALL 27TH FL
SACRAMENTO CA 95814-4417

KENNETH KULES
METROPOLITAN WATER DISTRICT
P.O. BOX 54153
LOS ANGELES CA 90054-0153

RONALD LA BRUCHERIE
12953 S BAKER AVE
ONTARIO CA 91761-7903

FRANK LOGUIDICE
SAN GABRIEL VALLEY WC
P.O. BOX 6010
EL MONTE CA 91734

CARLOS LOZANO
STATE OF CA YTS
15180 S. EUCLID
CHINO CA 91710

MIKE MAESTAS
CITY OF CHINO HILLS
2001 GRAND AVE
CHINO HILLS CA 91709-4869

ALAN MARKS
CTY OF SAN BERN CTY CNSL
157 W 5TH ST
SAN BERNARDINO CA 92415

MIKE MCGRAW
FONTANA WATER COMPANY
P.O. BOX 987
FONTANA CA 92334-0987

CAROLE MCGREEVY
JURUPA COMM SVCS DIST
8621 JURUPA RD
RIVERSIDE CA 92509-3229

BILL MILLS
ORANGE COUNTY WATER DIST
P.O. BOX 8300
FTN VALLEY CA 92728-8300

RUBEN MONTES
SAN BERNARDINO CTY FLD CONT DIST
825 E THIRD ST
SAN BERNARDINO CA 92415

JIM MOODY
CITY OF UPLAND
P.O. BOX 460
UPLAND CA 91785-0460

EILEEN MOORE
SECY ONTARIO CITY COUNCIL
303 E "B" STREET
ONTARIO CA 91764

CHRIS NAGLER
DEPT OF WATER RESOURCES
770 FAIRMONT AVE SUITE 102
GLENDALE CA 91203-1035

ROBERT NEUFELD
CHAIRMAN CBWM BOARD
14111 SAN GABRIEL CT
RANCHO CUCAMONGA CA 91739

DANA OLDENKAMP
MILK PRODUCERS COUNCIL
3214 CENTURION PL
ONTARIO CA 91761

SANDY OLSON
WALNUT VALLEY WATER DISTRICT
271 S BREA CANYON RD
WALNUT CA 91789

STAN OWENS
STATE OF CA CIM
P.O. BOX 128
CHINO CA 91710

MARY PARENTE
8559 EDISON AVE
CHINO CA 91710-9242

HENRY PEPPER
CITY OF POMONA
505 S GAREY AVE
POMONA CA 91766

JEFF PIERSON
2 HEXAM ST
IRVINE CA 92612

ROBB QUINCEY
CITY OF HESPERIA
15776 MAIN ST
HESPERIA CA 92345

BILL RICE
RWQCB - SANTA ANA REGION
3737 MAIN ST STE 500
RIVERSIDE CA 92501-3339

LES RICHTER
CALIFORNIA SPEEDWAY
P.O. BOX 9300
FONTANA CA 92334-9300

DAVID RINGEL
MONTGOMERY WATSON
P.O. BOX 7009
PASADENA CA 91109-7009

ARNOLD RODRIGUEZ
SANTA ANA RIVER WATER CO
10530 54TH ST
MIRA LOMA CA 91752-2331

WAYNE SALMI
PRAXAIR
5705 AIRPORT DR
ONTARIO CA 91761

PATRICK SAMPSON
P.O. BOX 660
POMONA CA 91769

DIANE SANCHEZ
DWR
770 FAIRMONT AVE
GLENDALE CA 91203-1035

JOSEPH C SCALMANINI
500 FIRST ST
WOODLAND CA 95695

JOE SCHENK
CITY OF NORCO
P.O. BOX 428
NORCO CA 91760-0428

JUDY SCHURR
30587 LOS ALTOS DR
REDLANDS CA 92373

DAVID SCRIVEN
KRIEGER & STEWART ENGINEERING
3602 UNIVERSITY AVE
RIVERSIDE CA 92501

MICHAEL SMITH
NICHOLS STEAD BOILEAU & KOSTOFF
223 W FOOTHILL BLVD #200
CLAREMONT CA 91711-2708

KYLE SNAY
SOUTHERN CA WATER CO
401 S SAN DIMAS CANYON RD
SAN DIMAS CA 91773

NELL SOTO
STATE CAPITOL
ROOM NO 4066
SACRAMENTO CA 95814

BILL STAFFORD
MARYGOLD MUTUAL WATER CO
9725 ALDER ST
BLOOMINGTON CA 92316-1637

DAVID STARNES
MOBILE COMMUNITY MGMT CO
1801 E EDINGER AVE STE 230
SANTA ANA CA 92705

L HAIT
STERN & GOLDBERG
9150 WILSHIRE BLVD STE 100
BEVERLY HILLS CA 90210

TOM STETSON
STETSON ENGINEERS INC
3104 E GARVEY AVE
WEST COVINA CA 91791

CRAIG STEWART
GEOMATRIX CONSULTANTS INC.
330 W BAY ST STE 140
COSTA MESA CA 92629

TRACI STEWART
CHINO BASIN WATERMASTER
8632 ARCHIBALD ST STE 109
RANCHO CUCAMONGA CA 91730

SWRCB
SWRCB - DIV OF WATER RIGHTS
P.O. BOX 2000
SACRAMENTO CA 95809-2000

JIM TAYLOR
POMONA UTILITY SVS DEPT.
148 N HUNTINGTON BLVD
POMONA CA 91768

JERRY THIBEAULT
RWQCB - SANTA ANA REGION
3737 MAIN ST STE 500
RIVERSIDE CA 92501-3339

MICHAEL THIES
SPACE CENTER MIRA LOMA INC
3401 S ETIWANDA AVE BLDG 503
MIRA LOMA CA 91752-1126

JOHN THORNTON
PSOMAS AND ASSOCIATES
3187 RED HILL AVE, SUITE 250
COSTA MESA CA 92626

MANAGER
THREE VALLEYS M W D
P.O. BOX 1300
CLAREMONT CA 91711

GEOFFREY VANDEN HEUVEL
CBWM BOARD
7551 KIMBALL AVE
CHINO CA 91710

ERICK VAUGHN
ANGELICA RENTAL SERVICE
1575 N CASE ST
ORANGE CA 92867-3635

ERIC WANG
SUNKIST GROWERS INC
760 E SUNKIST ST
ONTARIO CA 91761

MARK WARD
AMERON INTERNATIONAL
13032 SLOVER AVE
FONTANA CA 92335-6990

RAY WELLINGTON
SAN ANTONIO WATER COMPANY
139 N EUCLID AVE
UPLAND CA 91786-6036

CHARLES R. WHITE
DWR-SO DIST
770 FAIRMONT AVE
GLENDALE CA 91203-1035

MICHAEL WHITEHEAD
SAN GABRIEL VALLEY WC
P.O. BOX 6010
EL MONTE CA 91734

MARK WILDERMUTH
WILDERMUTH ENVIRONMENTAL INC
415 N EL CAMINO REAL STE A
SAN CLEMENTE CA 92672

JEROME WILSON
CBWM BOARD
6035 FALLING TREE LN
ALTA LOMA CA 91737

00020
MAILING LIST 2-ACTIVE PARTIES
"2"
UPDATED 01/17/01

00060
A. B. & G. CATTLE COMPANY
6655 KIMBALL AVE
CHINO, CA 91710-9121

00360
ABBONA TRUST
JAMES & ANNA ABBONA
3150 CHINO HILLS PKWY
CHINO HILLS, CA 91709

00730
JB'S CALVES
JEAN AGUERRE
6655 KIMBALL AVE
CHINO, CA 91710-9130

00760
LOUIS AGUERRE
14022 CYPRESS AVE
CHINO, CA 91710-9005

00970
ARROWHEAD MTN SPRING WATER CO
LAURA COOMBS
5772 JURUPA RD
ONTARIO, CA 91761

01180
RAY ALBERS
8649 MERRILL AVE
CHINO, CA 91710-9234

01200
JAKE ALEWYN
14361 GROVE AVE
CHINO, CA 91710-9120

01720
STUEVE BROTHERS FARMS
EDGAR STUEVE
8300 PINE AVE
CHINO, CA 91710-9239

02200
ANDERSON FARMS
JOHN ANDERSON
12455 HOLLY AVE
CHINO, CA 91710-2633

02690
RUBEN ANGUIANO
613 WOOD ST
SANTA ANA, CA 92703

02760
XAVIER APHESSETCHE
7262 BICKMORE AVE
CHINO, CA 91710-9102

03440
LEWIS AUKEMAN
12391 SCHLEISMAN RD
MIRA LOMA, CA 91752-2725

03740
B & G HAY COMPANY INC
8775 E RIVERSIDE DR
ONTARIO, CA 91761-6703

03800
RAYMOND BACHOC
13331 WALKER AVE
ONTARIO, CA 91761-7978

04040
WARREN BAIN
6420 HARRISON AVE
CORONA, CA 91720-9634

04320
BANGMA DAIRY
MARTIN BANGMA
8847 SCHAEFFER AVE
ONTARIO, CA 91761-7974

04520
ANTHONY BARBA
11462 MOJAVE DR
MIRA LOMA, CA 91752-1662

05080
SUNSHINE DAIRY
URSULA BARTEL
2774 MOUNTAIN VIEW DR
LA VERNE, CA 91750

05090
BARTH FARMS
ROBERT BARTH
13150 ARCHIBALD AVE
ONTARIO, CA 91761

05120
H & R BARTHELEMY DAIRY
ROLAND BARTHELEMY
16500 CHINO-CORONA RD
CHINO, CA 91710

05160
BASQUE AMERICAN DAIRY
JEAN GASTELLUBERY
8484 SCHAEFFER AVE
ONTARIO, CA 91761-7947

05200
DONALD BASSLER
14 CHERRY HILL LN
NEWPORT BEACH, CA 92660

05260
MILDRED BATES
14867 WALTERS
CORONA, CA 92880-9776

06200
HANK BEKENDAM
13051 BAKER AVE
ONTARIO, CA 91761-7903

06360
EUGENE BELLO
500 N EUCLID AVE
UPLAND, CA 91786-4734

06490
MARVIN BELVILLE
1242 PROSPECT DR
POMONA, CA 91766-4216

06960
BERQUIST PROPERTIES INC.
MICHAEL PERRY
6511A KIMBALL AVE
CHINO, CA 91710

07280
BEN BIDART
5452 RIVERSIDE DR
CHINO, CA 91710

07320
ATTN JAN SMITH
MICHAEL BIDART
600 S INDIAN HILL BLVD
CLAREMONT, CA 91711-5440

07400
CAROLYN BINNELL
1516 S CUCAMONGA AVE
ONTARIO, CA 91761-4511

08340
PETE BOERSMA
12531 SCHLEISMAN AVE
MIRA LOMA, CA 91752

08800
GARRET BOOTSMA
7721 EDISON AVE
CHINO, CA 91710-9253

09080
GEORGE BORBA
7955 EUCALYPTUS AVE
CHINO, CA 917109075

09200
JOHN BORBA
65 HARFORD PL
UPLAND, CA 91786

09280
JOSEPH BORBA
14651 GROVE AVE
CHINO, CA 91710-9064

09330
PETE BORBA ESTATE
MARY BORBA PARENTE, EXECUTRIX
8559 EDISON AVE
CHINO, CA 91710-9242

09840
JOHN BORGES
13580 CLOVERDALE RD
CORONA, CA

09900
MANUAL BORGES
6821 HAMNER AVE
CORONA, CA 91720-9632

10120
JOHN BOS
28724 STOCKDALE HWY
BAKERSFIELD, CA 93312

10240
TONY BOS
P.O. BOX 1150
CLINT, TX 79836

10280
PETER BOSCH
13567 WHISPERING LAKES LN
ONTARIO, CA 91761-7968

10290
FRANK BOSCHMA
3037 S PLAINFIELD PL
ONTARIO, CA 917619103

10360
BOSCHMA & SON DAIRY
HARVEY BOSCHMA
13350 HAVEN AVE
ONTARIO, CA 91761-7810

10440
JENNIE GOEDHART
1950 S MOUNTAIN AVE APT 19
ONTARIO, CA 917626112

10520
GERRIT BOSMA
13805 AVE160
TIPTON, CA 93272

10580
JACOB BOSMA
318 SPRING COVE RD
BLISS, ID 833145010

10800
MARTIN BOSNYAK
20074 LIMECREST DR
COVINA, CA 91724

11120
BOUMA DAIRY
MARTIN BOUMA
1311 MONTICELLO CT
ONTARIO, CA 91762

11480
BOYS REPUBLIC
MAX L. SCOTT
3493 GRAND AVE
CHINO, CA 91709

11960
BRIANO BROTHERS
ALBERT & LENA BRIANO
23008 ROAD 132
TULARE, CA 932749359

12420
ROBERT BRINKERHOFF
8512 KIMBALL AVE
CHINO, CA 91710-9230

12600
BRITSCCHI FARMS
DOUG VAN SURKSUM
7812 CHINO AVE
ONTARIO, CA 91761-7919

14260
CABLE AIRPORT INC
PAUL CABLE
1749 W 13TH ST
UPLAND, CA 91786-2199

14490
CSI INC
STEVE ARBELBIDE
P.O. BOX 5080 14000 SAN BERNARDINO AVE
FONTANA, CA 92335

15080
CARDOZA TRUST/INVESTMENT
TONY CARDOZA, PARTNER
7475 ARCHIBALD AVE
CORONA, CA 91720

15180
DONALD CADLINI
6349 LEE CT
CHINO, CA 91710-3724

15250
MOB COMM MGMT-SWAN LK MOBILE HM PRK
DAVID STARNES
1801 E EDINGER AVE STE 230
SANTA ANA, CA 92705

15880
ROBERT & ELVIRA CHACON
7659 RIVERSIDE DR
ONTARIO, CA 917616703

16130
DAVID CHEZ
7599 N E PARK LN
OTIS, OR 97368

16330
INLAND EMPIRE UTILITIES AGENCY
JACK FRAZIER
P.O. BOX 697 9400 CHERRY AVE BLDG A
RANCHO CUCAMONGA, CA 91729-0697

17000
PIERCE FAMILY, INC.
2627 HOLLY DR
UPLAND, CA 917841139

17720
SHELBY COLLINSWORTH
10529 E EUCALYPTUS AVE
ONTARIO, CA 91761

18640
COSTA VIEW FARMER
DIMAS COSTA
16784 ROAD 15
MADERA, CA 93637

19760
CUCAMONGA COUNTY WATER DISTRICT
ROBERT DELOACH
P.O. BOX 638
RANCHO CUCAMONGA, CA 91729-0638

20960
FRED DE BOER
9155 RIVERSIDE DR
ONTARIO, CA 91761-7301

21200
DICK DE GROOT
7993 SCHAEFER AVE
ONTARIO, CA 91761-7959

21560
HENRY DE HAAN DAIRY
HENRY DE HAAN, JR
9029 SCHAEFER AVE
ONTARIO, CA 91761-7975

22080
JACK DE JONG
1950 S MOUNTAIN AVE #1009
ONTARIO, CA 917626723

23320
PETER DE WIT
12400 CYPRESS AVE SP 157
CHINO, CA 917102809

16520
CHINO WATER COMPANY
WILLIAMBEACH, BOARD PRESIDENT
11910 BENSON
ONTARIO, CA 91762-4748

17240
ARTHUR CLARKE
8822 KIMBALL AVE
CHINO, CA 91710-9230

17840
VULCAN MATERIALS COMPANY/CALMAT
DIVISION
BILL BENNETT
P.O. BOX 39758
LOS ANGELES, CA 90039

19060
GOOSE CREEK GOLF CLUB
W R CRAMER
11418 68TH ST
MIRA LOMA, CA 91752-2701

20160
JOAQUIM DA COSTA
23561 RD 168
TULARE, CA 93274

21040
SIDNEY DE BOER
8865 KIMBALL AVE
CHINO, CA 91710-9230

21320
ERNEST DE GROOT
7587 EDISON AVE
CHINO, CA 91710-9253

21680
MARTIN DE HOOG
8311 EDISON AVE
CHINO, CA 91710-9212

22640
ABRAHAM DE VRIES
1717 S ELDERBERRY ST
ONTARIO, CA 917625317

24000
DI TOMMASO RANCH
TONY DI TOMMASO
1317 N FIRST AVE
UPLAND, CA 91786

16560
CITY OF CHINO
GIL ALDACO
PUBLIC WORKS SERVICE CENTER
5050 SCHAEFER
CHINO, CA 91710

17440
COELHO DAIRY
ISABEL COELHO
2930 WALKER AVE
ONTARIO, CA 91761-7125

17860
CONSOLIDATED FREIGHTWAYS
11888 MISSION BLVD
MIRA LOMA, CA 91752-1099

19400
CROSSROADS AUTO DISMANTLERS
HANK CAMPBELL
12421 RIVERSIDE AVE
MIRA LOMA, CA 91752-1004

20720
ROBERT DEBERARD
1886 UKIAH WAY
UPLAND, CA 91784

21080
ANDREW DE BOS
14300 SCHLEISMAN RD
CORONA, CA 91720-9613

21440
JAKE DE GROOT
14080 HAVEN AVE
ONTARIO, CA 91761

21760
MICHAEL DE HOOG DAIRY
MITCH DE HOOG
8381 EDISON AVE
CHINO, CA 91710-9212

22720
MILKMAID DAIRY RANCH
CASE DE VRIES
1765 N EUCLID AVE
UPLAND, CA 917842004

24450
CHARLES DIXON
15234 HIBISCUS AVE
CHINO HILLS, CA 917092522

24720
MIKE DOLAN
2735 S CITRUS AVE
WEST COVINA, CA 91791-3407

24760
HENRY DONKERS
7914 EDISON AVE
CHINO, CA 91710-9253

24960
DOUMA BROTHERS
FRED & HERM DOUMA
135 MAPLE AVE
RIPON, CA 953662327

25100
PHILLIP DOUMA
9983 HILLSIDE RD
ALTA LOMA, CA 91701

25400
LAUREN DUHALDE
9859 EUCALYPTUS AVE
CHINO, CA 91710-9218

25520
JOHN DUITES
13450 S BON VIEW AVE
ONTARIO, CA 91761-7969

25880
DICK DYKSTRA
10129 SCHAEFER AVE
ONTARIO, CA 91761-7973

25920
PETE & JOHN DYKSTRA
11091 EDISON AVE
ONTARIO, CA 91761-7824

25960
PETE AND JOHN DYKSTRA
11091 EDISON AVE
ONTARIO, CA 91761-7824

26020
ANDY DYT
6207 ARCHIBALD AVE
CORONA, CA 917209600

26090
PATTI LEKKERKERKER
COR DYT TRUST
15950 EUCLID AVE
CHINO, CA 91710

26200
CARLOS ECHEVERRIA
9711 EUCALYPTUS AVE
CHINO, CA 91710-9218

26240
JUAN ECHEVERRIA DAIRY
JUAN ECHEVERRIA
8762 KIMBALL AVE
CHINO, CA 91710-9230

26280
PABLO ECHEVERRIA
7481 CLEVELAND AVE
CORONA, CA 91720-9624

26580
EL PRADO GOLF COURSE
DENNIS JOBERT
6555 PINE AVE
CHINO, CA 91710-9192

26880
ENGELSMA DAIRY
JAKE ENGELSMA
8011 KIMBALL AVE
CHINO, CA 91710-9231

27480
EXCELSIOR FARMS
WALTER D RANNEY
7401 HAMNER AVE
CORONA, CA 91720-9630

27960
VELMA FERNANDEZ
8321 SCHAEFER AVE
ONTARIO, CA 91761-7947

28040
FRANK J FERREIRA DAIRY
FRANK FERREIRA
13950 S HAVEN AVE
ONTARIO, CA 91761-2616

28080
JOE FERREIRA
14400 GROVE AVE
CHINO, CA 91710-9221

28120
NARCIE FERREIRA
5009 BRAMBLE CT
ALTA LOMA, CA 917372474

28180
BILL FIEN
2975 S 2200 E
WENDELL, ID 833553147

28440
JOSEPH & MARY FILIPPI TRUST
MARY FILIPPI
P.O. BOX 2
MIRA LOMA, CA 91752

28880
MCCUNE & ASSOCIATES
JIM MCCUNE
P.O. BOX 1295
CORONA, CA 91718-1295

28980
LEWELLYN FLORY
4800 STONE AVE
RIVERSIDE, CA 92509-4001

29180
FONTANA WATER COMPANY
MIKE MC GRAW
P.O. BOX 987
FONTANA, CA 92334

29240
FOSS BROTHERS DAIRY
GERALD R FOSS
6641 RIVERSIDE DR
CHINO, CA 91710-9098

29680
BEATRICE FREITAS
12940 HILLCREST DR
CHINO, CA 91710

30050
FULLMER CATTLE COMPANY
QUE & DEBRA FULLMER
16600 HELMAN AVE
CORONA, CA 91720

30240
GALLEANO WINERY INC
DONALD GALLEANO
4231 WINEVILLE AVE
MIRA LOMA, CA 91752-1412

30500
PETE GARCIA
13462 OAKS AVE
CHINO, CA 91710-5317

31410
GLEN GILSTRAP
8312 GRAPEWIN
CORONA, CA 91720-9633

31680
JOHN GODINHO
13380 CITRUS AVE
CORONA, CA 917209215

32130
INLAND EMPIRE DAIRY
CANDIDO & MARIA COSTA
7316 SCHAEFER AVE
CHINO, CA 91710

32200
HENRY GORZEMAN
3390 GARRETSON AVE
CORONA, CA 917190902

32240
ELSIE GORZEMAN
12451 BELLEGRAVE AVE
MIRA LOMA, CA 91752-1548

32440
GOYENECHE DAIRY
ALBERT GOYENECHE
6041 BRANDT RD
BUTTONWILLOW, CA 932069547

33240
GERRITT GREYDANUS
11819 CENTRAL AVE #305
CHINO, CA 917106485

34320
MARY HANSEN
235 OLD RANCH RD
SEAL BEACH, CA 90740

34400
HARADA BROS
GEORGE HARADA
12774 CLOVERDALE RD
CORONA, CA 91720-9615

34440
JAMES HARADA
9490 EDISON AVE
CHINO, CA 91710-9214

34720
HERMAN HARINGA
8552 KIMBALL AVE
CHINO, CA 91710-7978

34760
RUDY HARINGA
14848 GROVE AVE
ONTARIO, CA 91761

34800
WILLIAM HARINGA
14842 E KEYES RD
PENAIR, CA 95316-9607

34970
JIMMY LEE HARRIS
7284 SUMNER AVE
CORONA, CA 928809623

35730
ELSIE HEIM
13456 S WALKER AVE
ONTARIO, CA 91761-7978

35780
JIM HEIDA
6101 HARRISON RD
CORONA, CA 91720-9635

36520
HEIN HETTINGA
17094 CUCAMONGA AVE
CORONA, CA 917209505

36560
PETE HETTINGA
11101 E EUCALYPTUS AVE
ONTARIO, CA 91761-7966

36720
WILBUR HETTINGA
P.O. BOX 3218
ONTARIO, CA 917610922

36730
HARVEY HETTINGA
11111 E EUCALYPTUS AVE
ONTARIO, CA 91761-7966

36960
HIGGINS BRICK CO
RON HIGGINS
15920 POMONA RINCON RD.
CHINO, CA 91710

37160
NORTHVIEW DAIRY
FRANK HILARIDES
10601 E RIVERSIDE DR
ONTARIO, CA 91761-7819

37240
RICHARD HOESKEMA
GEORGE PHILLIPS
800 WILSHIRE BLVD. SUITE 1500
LOS ANGELES, CA 90017-2612

37640
HOEKSTRA BROS DBA HILLCREST DAIRY
EDDIE OR LOUIE HOEKSTRA
11255 BELLGRAVE AVE
MIRA LOMA, CA 91752-9606

37800
HOFER RANCH
PAUL HOFER
11248 S TURNER AVE
ONTARIO, CA 91761-7688

37920
DICK HOFSTRA
4405 GETTYSBURG ST
CHINO, CA 91710-3211

37960
MARIE HOFSTRA
13849 GROVE AVE
ONTARIO, CA 91761

38060
HOGG BROTHERS
WARREN HOGG
8271 CHINO AVE
ONTARIO, CA 91761-7928

38160
HOHBERG NURSERY
HAROLD HOHBERG
7716 CHINO AVE
ONTARIO, CA 91761-7918

38600 JEFF HOLMES 8087 E SCHAEFER AVE ONTARIO, CA 91710	39000 HOOGENDAM DAIRY MARVIN HOOGENDAM 12871 SCHLEISMAN RD CORONA, CA 91720-9626	40200 MARCELINE INDABURU 15970 EUCLID CHINO, CA 91710-9115
41540 JOHNSON BROTHERS INC BUDDY RANGLES 13610 S ARCHIBALD ST ONTARIO, CA 91761-7999	42200 JONGSMA DAIRY HANK OR JORGE JONGSMA 1710 N WARREN RD SAN JACINTO, CA 92582-2093	42360 COW-WEST DAIRY HAROLD JONGSMA 8050 HELLMAN AVE CORONA, CA 91720-9610
42440 JOHN JONGSMA 9928 EDISON AVE CHINO, CA 91710	42560 JAMES AND NONA JORRITSMA 8061 EDISON AVE CHINO, CA 91710-9212	42640 JURUPA COMM SVCS DIST MIKE TEN EYCK 8621 JURUPA RD RIVERSIDE, CA 92509-3297
42800 KAISER VENTURES INC LEE REDMOND III 3633 INLAND EMP BLVD STE 850 ONTARIO, CA 91764-4922	43040 KASBERGEN DAIRY GEORGE KASBERGEN 12400 LIMONITE AVE MIRA LOMA, CA 91752-2402	43760 KNEVELBAARD DAIRIES JOHN KNEVELBAARD 6485 HARRISON AVE CORONA, CA 91720
43840 KNUDSEN BROTHERS ROBERT KNUDSEN 13130 S BAKER AVE ONTARIO, CA 91761-7903	44400 JN KONING ESTATE VICTOR KONING 1471 ELECTRA BAY LAKE HAVASU CITY, AZ 86404-2407	44560 KONING TRUST JOHN KONING 1255 N CHERRY ST #135 TULARE, CA 932742233
44760 SOPHIE KOOLHAAS 14717 HAVEN AVE CHINO, CA 91710-9223	44840 GRACE KOOPAL 1950 S MOUNTAIN AVE #40 ONTARIO, CA 91762	44920 GENE KOOPMAN 13898 ARCHIBALD AVE ONTARIO, CA 91761-7979
44960 TENA KOOPMAN 26900 CALIFORNIA AVE HEMET, CA 92545-9062	45400 KROES DAIRY ADRIAN KROES 14661 S HAVEN AVE CHINO, CA 91710-9223	45760 PERRY KRUCKENBERG 130 N GIRARD ST HEMET, CA 92544-4627
46250 RONALD V LA BRUCHERIE 12953 S BAKER AVE ONTARIO, CA 91761	46450 KELLY LAM 123 W GARVEY MONTEREY PARK, CA 91754	46820 MACLIN MARKETS INC GREGORY HAHN 7407 RIVERSIDE DR ONTARIO, CA 91761-6712
47320 CORONA DAIRY RANCH LDS CHURCH OF JESUS CHRIST 139 E S TEMPLE SALT LAKE CITY, UT 841111103	47600 TOM WORTHINGTON 7556 EUCALYPTUS AVE CHINO, CA 91710-9011	47880 HENRIETTA LEE 8750 HILLCREST RD BUENA PARK, CA 90621
48000 LEKKERKERK DAIRY ADRIANA LEKKERKERK 15779 MOUNTAIN AVE CHINO, CA 91710-9124	48080 WALT LEKKERKERK 15822 EUCLID AVE CHINO, CA 91710-9162	48520 LEWIS HOMES OF CALIFORNIA RICHARD LEWIS P.O. BOX 670 UPLAND, CA 91786

49360 MIGUEL GOMEZ 13134 S EUCLID AVE ONTARIO, CA 917626697	49470 LOS SERRANOS COUNTRY CLUB KEVIN SULLIVAN 15656 YORBA AVE CHINO, CA 91709	49480 CARLOS LOURENCO DAIRY MARY LOURENCO 8645 ARCHIBALD AVE CORONA, CA 928809695
49600 EXECUTOR C P LOURENCO ESTATE MARY PEDRO 26017 RD 100 TULARE, CA 93274	50040 JOHN LUSK 16592 HALE AVE IRVINE, CA 926065005	50760 MARQUEZ DAIRY ARTHUR MARQUEZ 7360 PINE AVE CHINO, CA 91710
50880 MARQUINE TRUST BERNARD BIDART 5452 RIVERSIDE DR CHINO, CA 91710	50940 FRANK MARTIN 7080 SUMNER AVE CORONA, CA 91720-9201	51320 MARTINS DAIRY TONY MARTIN 10129 EDISON AVE CHINO, CA 91710-9213
51560 MARYGOLD MUTUAL WATER CO BILL STAFFORD 9715 ALDER ST BLOOMINGTON, CA 92316-1602	52880 GOLDEN WEST DAIRIES ENOS MELLO 2781 BLACK HORSE DR ONTARIO, CA 917619196	53400 LOUISE MICHEL P.O. BOX 394 NORTHRIDGE, CA 91324
53560 HARRY MIERSMA 12480 CEDAR AVE CHINO, CA 91710	53960 MARIE MINABERRY 8120 HARRISON AVE CORONA, CA 91720-9320	54040 SPACE CENTER MIRA LOMA INC. MICHAEL THIES 3401 ETIWANDA AVE BLDG 503 MIRA LOMA, CA 91752-1133
54100 MIRA LOMA THOROUGHBRED FARM CRAIG NIXON 12071 BELLEGRAVE AVE MIRA LOMA, CA 91752-1547	54260 MOCHO-PLAA DAIRY INC JEANNE PLAA 12421-23 BELLEGRAVE AVE MIRA LOMA, CA 91752-1548	54280 MONTE VISTA WATER DISTRICT GENERAL MANAGER P.O. BOX 71 MONTCLAIR, CA 91763-0071
54320 MONTE VISTA IRRIGATION CO MARK KINSEY 10575 CENTRAL AVE MONTCLAIR, CA 91763	54400 ELIZABETH MONTES 13172 S BAKER AVE ONTARIO, CA 91761-7904	54440 MOONS DAIRY JACK MOONS 6310 HELLMAN AVE CHINO, CA 91710-9224
54500 JOHN MOORE 13315 S BON VIEW AVE ONTARIO, CA 91761-7969	54790 LOUIS MORENO 16532 JOHNSON AVE CHINO, CA 91710-9227	54890 MOTION PICTURES ASSOCIATES INC HELEN COHEN 223 W ALAMEDA #101 BURBANK, CA 91502-2575
55480 MUTUAL WATER COMPANY OF GLEN AVON HEIGHTS 9643 MISSION BLVD RIVERSIDE, CA 92509-2691	55960 HANS NEDEREND 13752 BON VIEW AVE CHINO, CA 91710-9160	56540 GEORGE NOBLE 6035 OCASA DR MIRA LOMA, CA 917523058
56560 CITY OF NORCO JOE SCHENK P.O. BOX 428 NORCO, CA 91760-0428	56960 JIM NYENHUIS 8711 REMINGTON AVE CHINO, CA 91710-9243	57080 MARION OKUMURA 8010 SCHAEFFER AVE ONTARIO, CA 917618218

57260 MARY OLIVEIRA 5009 YORKSHIRE DR CYPRESS, CA 90630	57320 ALBERT OLSON 27060 YALE ST HEMET, CA 92544	57360 ANTON OMLIN 14739 ARCHIBALD AVE CHINO, CA 917109201
57420 ONTARIO CHRISTIAN SCHOOL ASSN RUSSELL G SMITH TRANSPORTATION 931 W PHILADELPHIA ST ONTARIO, CA 91761-4997	57440 CITY OF ONTARIO KEN JESKE MUNICIPAL SERVICES AGENCY-PUBLIC WORKS 1425 S BON VIEW AVE	57640 OOSTEN FAMILY TRUST RICHARD LORENZ 8405 ARCHIBALD AVE CORONA, CA 91720-9648
57760 ORANGE COUNTY WATER DIST BRIAN BAHARIE 541 N MAIN ST STE 104-363 CORONA, CA 91720	58240 ADELINE ORTEGA 13512 CITRUS AVE CORONA, CA 917209633	58280 BERNARD ORTEGA 13512 CITRUS AVE CORONA, CA 91720-9633
58360 OSTERKAMP DAIRY JOSEPH OSTERKAMP 8301 ARCHIBALD AVE CORONA, CA 91720-9649	58960 MARY PARENTE 8559 EDISON AVE CHINO, CA 91710-9242	59210 JAY PARK 8406 CHINO AVE ONTARIO, CA 91761
59600 MARGO MCCANTY PAYNE 675 S MAIN ST CORONA, CA 917203418	60720 PIERCE FAMILY CORPORATION TERESA CORTEZ 3765 EUCALYPTUS AVE CHINO HILLS, CA 91709	61040 VIRGINIA PINE 1306 FERNWOOD CIR CORONA, CA 91720-1288
61400 WESTERN SKY DAIRY GEORGE PLANTENGA 6500 HAMNER AVE CORONA, CA 91720-9632	61760 POMONA CEMETERY ASSOCIATION MELODY MCCLURE P.O. BOX 1 POMONA, CA 91769-0001	61880 CITY OF POMONA HENRY PEPPER UTILITY SERVICES DIRECTOR 505 S GAREY AVE POMONA, CA 91769
63960 R & V DAIRY LOUIS REITSMA 8007 CHINO AVE ONTARIO, CA 91761-7924	64520 GEORGE RILEY 14330 BON VIEW AVE CHINO, CA 91710-9106	64760 JOHN ROCHA 7363 PINE AVE CHINO, CA 91710-9258
65280 ELIZABETH ROHRS 113 GRAND CANAL ST BALBOA ISLAND, CA 92662	66000 ANGELINE ROUKEMA JOHN VANDER POEL 14780 SCHLEISMAN CORONA, CA 91720	66280 LEAL RANCHES BRAD LEAL 127.41 CLOVERDALE RD CORONA, CA 91720-9617
66560 PETE DYKSTRA 11091 EDISON AVE ONTARIO, CA 91761	66960 SAN ANTONIO WATER COMPANY RAY WELLINGTON 139 N EUCLID AVE UPLAND, CA 91786-6036	67000 COUNTY OF SAN BERNARDINO STEVE NERKOWSKI DEPARTMENT OF AIRPORTS 7000 MERRILL AVE BOX 1 CHINO, CA 91710-9016
67001 CTY OF SAN BERN DEPT OF AIRPORTS-CHINO JAMES JENKINS 7000 MERRILL AVE BOX 1 CHINO, CA 91710-9016	67002 SAN BERN CTY GEN SVS DEPT OF COMM RES DULCIE CROWDER 777 E RIALTO AVE SAN BERNARDINO, CA 924150763	67003 CITY OF CHINO HILLS KEN HACKMAN 14575 PIPELINE AVE CHINO, CA 91710-5699

67004
CCR REGIONAL PARKS DIVISION
PHIL KRAUSE
PARK PLANNER II
777 E RIALTO ST
SAN BERNARDINO, CA 924150763

67040
EDMUNDO SANCHEZ
13115 S ONTARIO AVE
ONTARIO, CA 91761-7955

67120
SANTA ANA RIVER WATER CO
ARNOLD RODRIGUEZ
P.O. BOX 61
MIRA LOMA, CA 917520061

67260
LEGACY RANCH INC
PETE PARRELLA
15709 EUCLID AVE
CHINO, CA 91710-9291

67840
SCHAKEL DAIRIES
FRED SCHAKEL SR
5815 SUMNER AVE
CHINO, CA 91710

68520
MADELEINE SCHMIDT
2862 S CAMPUS AVE
ONTARIO, CA 91761-6707

68580
ESTHER SCHONEVELD
14683 RIVER RD
CORONA, CA 91720-9606

68640
JOHN SCHONEVELD SR
14058 ARCHIBALD AVE
ONTARIO, CA 91761-7999

68680
JOHN SCHONEVELD
190 A W MAYBERRY DR
LYNDEN, WA 98264

68760
HAROLD SCHUH
14307 SAN ANTONIO AVE
CHINO, CA 91710-9026

69080
RENE PEAUROI
12000 EAST END AVE
CHINO, CA 91710-1597

69120
STANDARD FEEDING CO
JOHN DE JONG
13751 S HAVEN AVE
ONTARIO, CA 91761-7810

69800
SHADY GROVE DAIRY FARM
MICHAEL MUSSER
13485 S BON VIEW AVE
ONTARIO, CA 91761-7969

69860
ERNA SHAMEL
P.O. BOX 1894
SISTERS, OR 97759

71080
JACK SILVEIRA
9261 ROYAL PALM BLVD
GARDEN GROVE, CA 928412025

71160
JOE SIMAS SR
6160 HARRISON AVE
CORONA, CA 91720

71440
MARY ANNE SINNOT KIGHTLINGER
3445 CLOVERLAWN DR
GRANTS PASS, OR 975277902

71480
GERARD SLEGGERS
10051 EUCALYPTUS AVE
CHINO, CA 91710

71820
JAKE SLEGGERS
11400 HARRELL ST
MIRA LOMA, CA 91752-1406

71840
WEST STAR DAIRY II
BEN SLEGGERS
10401 RIVERSIDE DR
ONTARIO, CA 91761-7817

72960
SCE CO
RICHARD DARNELL
MANAGER OF OPERATIONS
8996 ETIWANDA
ETIWANDA, CA 91739-9697

73000
CALIFORNIA YOUTH AUTHORITY
FRANK WARREN
PLANT OPERATIONS
15180 S EUCLID AVE
CHINO, CA 91710

73040
SO CAL WATER COMP
WILLIAM MCDONALD - E & P MGR
2143 CONVENTION CTR WY ST 110
ONTARIO, CA 91764

73100
ANGELICA TEXTILE SERVICE
1575 N CASE ST
ORANGE, CA 92867

73280
FRANK SOUZA JR
6919 BICKMORE
CHINO, CA 91710

73800
ZIPPORA STAHL
P.O. BOX 526
JEROME, ID 83338

74200
EVERETT STARK
7653 KIMBALL AVE
CHINO, CA 91710-9229

74240
STATE DEPT OF FISH & GAME
GLENN F BLACK
4775 BIRD FARM RD
CHINO, CA 91709-3175

74280
STATE OF CA CIM
JACK HAGERMAN
CHIEF OF PLANT 3
P.O. BOX 128
CHINO, CA 91710-0128

74360
STATE OF CA CIW
PATSI HAMELTON
CHIEF ENGINEER
16756 CHINO-CORONA RD
FRONTERA, CA 91720-9507

74520
STELLINGWERF FAMILY TRUST
STAN STELLINGWERF TRUSTEE
18022 SUMMER AVE
ARTESIA, CA 90701

74680
STERK FAMILY TRUST
6683 CHINO AVE
CHINO, CA 91710-9003

74770
STERLING BUILDERS INC
DAVE GILBERT
270 BRISTOL ST #101-236
COSTA MESA, CA 92626

74955
STEVE STILES
13608 S GROVE AVE
ONTARIO, CA 91761

75520
HENRY STRUIKMANS
8535 EDISON AVE
CHINO, CA 91710-9212

75770
SUKUT CHARITABLE TRUST
ED MARTIN PROPERTY MANAGER
4010 W CHANDLER ST
SANTA ANA, CA 92704-5202

75800
SUNKIST GROWERS INC
DAVID COOPER
760 E SUNKIST ST
ONTARIO, CA 91761

75920
JOHANNA SWAGER
8485 EDISON AVE
CHINO, CA 91710

75960
SWAGER PROPERTIES
GERBEN SWAGER
7945 CHINO-CORONA RD
CORONA, CA 91720-9502

76240
FANNIE SWIERSTRA
25095 TEHAMA VINA RD #44
LOS MOLINOS, CA 960550124

76720
ALBERT SYTSMA
8331 NOOKSACH RD
EVERSON, WA 98247

77480
BERNARD TE VELDE
5821 W PROSPECT DR
VISALIA, CA 93291

77600
TEE VEE DAIRY FARMS
RALPH TE VELDE
14744 ARCHIBALD AVE
CHINO, CA 91710-9201

77680
H & Z TRUST
GEORGE PHILLIPS SR
800 WILSHIRE BLVD 15TH FL
LOS ANGELES, CA 90017-2619

77940
SUNSHINE GROWERS NURSERY
GARY TEED MANAGER
13130 MILLIKEN AVE
ONTARIO, CA 91761

78440
BERNARD TEUNISSEN
16754 HELLMAN AVE
CORONA, CA 91720-9609

78800
ALMA HERMANS
14123 S EUCLID AVE
CHINO, CA 917109082

79000
C/O ROSE THOMMEN
FRED THOMMEN
411 LOS GATORS DR
WALNUT, CA 91789

79090
LEMON THRALL
14891 WALTERS
CORONA, CA 91720-9645

79200
HAROLD TILLEMA
6848 ARCHIBALD AVE
CORONA, CA 91720-9665

79400
TOLLMARK CORPORATION
HAROLD TOLLERUP
P.O. BOX 753
SOLANA BEACH, CA 92075

79620
ALFRED TOURIGNY
5990 DODD ST
MIRA LOMA, CA 91752

80000
TROOST, FRED & ANNIE NO 2 INC
C/O MAYNARD TROOST
11571 BELLEGRAVE
MIRA LOMA, CA 91752

80080
HARRY TUINHOUT
14741 CARPENTER ST
CHINO, CA 91710-9252

80240
TULS FAMILY TRUST
C/O DAVID DE KOEKKOEK
2553 S EUCLID AVE
ONTARIO, CA 91762

80440
PRAXAIR INC
R WAYNE SALMI
5705 E AIRPORT DR
ONTARIO, CA 91761

80570
UNITEX CORPORATION
JEFF PIERSON
6101 CHERRY AVE
FONTANA, CA 92336

80640
CITY OF UPLAND-PUBLIC WKS DIR
ROB TURNER
P.O. BOX 460
UPLAND, CA 91785-0460

81000
VALLEY HAY
JOHN RESSEGUE
1281 MAYAPAN RD
LA HABRA, CA 906318425

81320
MARIE BINGGELI
16451 MOUNTAIN AVE
CHINO, CA 91710-9124

81400
BAS VAN DAM
2726 S PALM AVE
ONTARIO, CA 91761

81520
DON VAN DAM
7225 EDISON AVENUE
CHINO, CA 91710-9253

81640
MARVIN VAN DEN BERG
2459 N OAKS ST #97
TULARE, CA 932741365

81800
CHARLIE VAN DER KOOI
8315 MERRILL AVE
CHINO, CA 91710

82000
STANLEY VAN DER LINDEN
3830 PILGRAM WAY
CHINO, CA 91710

82280
BART VAN DYK
13628 S HAVEN STREET
ONTARIO, CA 91761-7810

82560
WILLIAM VAN FOEKEN
22338 SHORT AVE
WILMAR, CA 953249311

82680
STEVE VAN HOFWEGEN
15913 MOUNTAIN AVENUE
CHINO, CA 91710-9124

83000
BILL VAN KLAVEREN
15113 MONTE VISTA AVE
CHINO HILLS, CA 91709

83240
FAIRVIEW FARMS
ARLAN VAN LEEUWEN
6875 PINE AVE
CHINO, CA 917109165

83440
GERALDINE SWOPE
7545 VINEYARD AVE
HAGERMAN, NM 88232

83560
JOHN VAN LEEUWEN
16311 MOUNTAIN AVE
CHINO, CA 91710-9124

83660
WILLIAM VAN LEEUWEN
13000 CITRUS ST
CORONA, CA 91720-9633

83880
VAN RYN DAIRY
DICK VAN RYN
14487 SCHLEISMAN ROAD
CORONA, CA 92880

84040
JOHN VAN VEEN
9581 CHINO AVENUE
ONTARIO, CA 91761-7938

84120
VAN VLIET FAMILY LIMITED PARTNERSHIP
23057 BOEHNER RD
WILDER, ID 836765526

84170
NICK VAN VLIET
8571 MERRILL AVE
CHINO, CA 91710

84320
H & R DAIRY
HARRY AND RONALD MIERSMA -L-
15916 MOUNTAIN AVENUE
CHINO, CA 91710-9124

84400
GERTIE VANDEN BERGE
6715 WINEVILLE AVENUE
MIRA LOMA, CA 91752-2452

84480
GRACE DE JONG
12360 HAVASUPI RD
APPLE VALLEY, CA 92308

84640
B. VANDER DUSSEN FAMILY TRUST
ALVIN FIKSE
8919 CHINO AVENUE
ONTARIO, CA 91761

84920
RENE VANDER DUSSEN
8045 MAKAH-BERCH BAY VILLAGE
BLAINE, WA 98230

85000
SYBRAND VANDER DUSSEN
10573 EDISON AVENUE
ONTARIO, CA 91761

85080
CASE VANDER EYK JR
P.O. BOX 897
TIRTON, CA 932720897

85120
CASE VAN DER EYK DAIRIES
CASE VAN DER EYK
17400 HELLMAN AVE
CORONA, CA 91720-9609

85170
ROBERT VANDER EYK
13750 S HAVEN AVE
ONTARIO, CA 91761

85360
BEN VANDER LAAN
8755 CHINO-CORONA RD
CORONA, CA 92880

85480
JAMES VANDER LAAN
8800 CHINO CORONA RD
CORONA, CA 91720-9501

85520
MARTIN VANDER LAAN
13429 S GROVE AVE
ONTARIO, CA 91761-7949

85760
DICK VANDER MEER
6851 HARRISON AVENUE
CORONA, CA 91720-9634

85810
JOHN VANDER POEL
14750 SCHLEISMAN RD
CORONA, CA 91720

85840
HENRY VANDER POEL
8787 PINE AVE
CHINO, CA 91710-9239

86160
TED VANDER SCHAAF
7777 SCHAEFER AVENUE
ONTARIO, CA 91761-8219

86240
VANDER STELT DAIRY
STEVE VANDER STELT
6701 HARRISON AVE
CORONA, CA 92880

86520
CORNELIUS VANDERHAM
13920 HAMNER AVENUE
ONTARIO, CA 91761-7806

86580
C&R VANDERHAM DAIRY
CORRIE VANDERHAM
4860 WINEVILLE AVE
MIRA LOMA, CA 91752-1415

86800
VANDERHAM BROTHERS DAIRY
PETE VANDERHAM
13575 SOUTH WALKER AVENUE
ONTARIO, CA 91761-7978

87240
ELEANOR VASQUEZ
3233 GRAND AVE
CHINO HILLS, CA 91709

87360
VEENENDAAL DAIRY
JOHN VEENENDAAL
13566 S BON VIEW AVE
ONTARIO, CA 91761-7969

87480
AMELIA VEIGA
4136 BISCAYNE ST
CHINO, CA 91710

87760
VERBURG DAIRY
JACK VERBURG
11475 AVENUE 200
TULARE, CA 932749307

87960
MARTIN VERHOEVEN
6718 EUCALYPTUS AVENUE
CHINO, CA 91710-9010

88040
VERMEER & GOEDHART DAIRY
JANTINA VERMEER
1771 N EUCLID AVE
UPLAND, CA 91786-2004

88240
PAT VERNOLA
12080 BELLEGRAVE AVE
MIRA LOMA, CA 91752-1546

88720
HENRY VISSER
6841 BICKMORE AVE
CHINO, CA 91710-9101

89240
GERTRUDE VOORTMAN
8025 SCHAEFER AVE.
ONTARIO, CA 91761-7859

89260
EDWIN VOORTMAN
13960 GROVE AVENUE
CHINO, CA 91710-9221

89880
PETER WASSENAAR
8015 KIMBALL AVE
CHINO, CA 91710-9231

90240
DANIEL WEEDA DAIRY
DANIEL WEEDA
15708 POMONA RINCON ROAD
CHINO HILLS, CA 91709

90280
O.L. WEEKS
11530 VERNON AVE
CHINO, CA 91710

90920
WEST END CONSOLIDATED WATER CO
C/O CITY OF UPLAND - JIM MOODY
P.O. BOX 460
UPLAND, CA 91785

91090
WEST GATE BUSINESS CENTER
JEFF PIERSON
6101 CHERRY AVE
FONTANA, CA 92336

91160
H & R WESTRA DAIRY
HENRY WESTRA
7851 BICKMORE AVE
CHINO, CA 91710-9205

91240
WEST INVESTORS
CALVIN WESTRA
P.O. BOX 1038
MIRA LOMA, CA 91752

91360
PETE WESTSTEYN
14762 SCHLEISMAN RD
CORONA, CA 91720-9613

91920
HARRY WIERSEMA
7565 EUCALYPTUS AVE
CHINO, CA 91710

92040
OTTO WIERSEMA
P.O. BOX 42
BUHL, ID 83316-0042

92080
PETE WIERSMA
6812 EISENHOWER CT
CHINO, CA 91710-6215

92840
LIBERTY RANCH
JOHN WIND
8486 CHINO-CORONA RD
CORONA, CA 928809500

93020
RAYMOND WOLL
13230 ORANGE ST
CORONA, CA 91720-9621

93400 ANDY WYNJA 13941 S. CAMPUS AVE ONTARIO, CA 91761-7908	93600 YELLIS INVESTMENT DAIRY GARY YELLIS 16760 HELLMAN AVE CORONA, CA 917209722	93760 WEST EUCLID WATER GROUP DARRELL YOKLEY 11738 7TH AVE HESPERIA, CA 923451735
94040 GEORGE ZIVELONGHI 13450 S EUCLID AVE ONTARIO, CA 91761-7945	95002 FRANCISCO MOTA 402 S 5TH AVE LA PUENTE, CA 917463007	95006 ANGELAN GENDIAS TRUST ROSE KETCHOYAN 4111 SEPULVEDA AVENUE SHERMAN OAKS, CA 91403
95009 DAVID DE VUYST 13503 SAN ANTONIO AVE CHINO, CA 91710-9024	95010 EWOUDE BOUMA 831 LA RODA CT ONTARIO, CA 91762	95011 EMIL DE VUYST 13503 SAN ANTONIO AVE CHINO, CA 91710
95018 W. RIVERSIDE CNTY REG. W.W. AUTHORITY MIKE WRIGHT 11615 STERLING AVENUE RIVERSIDE, CA 92503	95020 COR DYT TRUST ANDY DYT 6207 ARCHIBALD AVENUE CORONA, CA 91720-9635	95022 THE SCOTTS COMPANY ROCLUND WHITE 15978 EL PRADO RD CHINO, CA 917109158
95034 RIVER RANCH RECYCLING & ORGANICS MIKE RAWLS 14545 RIVER RD CORONA, CA 917209606	95035 CARDOZA DAIRY TONY CARDOZA, PARTNER 7475 ARCHIBALD AVENUE CORONA, CA 91720	95038 ANTHONY OSTERKAMP P.O. BOX 5546 ORANGE, CA 92667
95044 J & L DAIRY LARRY VANDEN BERGE 14610 CHANDLER AVENUE CORONA, CA 91720-9641	95050 JEAN MOYNIER 7123 SILVERADO TRAIL NAPA, CA 94558	95051 PAUL HO 17533 LORI ANN LANE CERRITOS, CA 907038521
95052 LYON COMMUNITY, INC. 4490 VON KARMAN NEWPORT BEACH, CA 92660	95056 CATHERINE MENDIONDO 12760 SULTANA AVENUE ONTARIO, CA 91761	95057 CASE TERMAATEN 5457 DOVER STREET CHINO, CA 91710
95060 SO.CAL.AGRICULTURAL LAND FND. CHUCK HALE 13839 BON VIEW AVE CHINO, CA 91710	95062 RICHARD VAN LOON 8500 HELLMAN AVENUE CORONA, CA 91720-9609	95063 MARY BROGURERE ESTATE BERTHA BROGURERE 14840 ORANGE GROVE AVENUE HACIENDA HEIGHTS, CA 91745
95065 SKY COUNTRY INVESTMENT COMPANY ROBERT MCCUNE P.O. BOX 1295 CORONA, CA 91718	95066 LAND DESIGN SERVICES JOHN GERARDI, PARTNER 14067 GOLDEN RAINTREE LN CHINO HILLS, CA 91709	95070 BETO FLORES 220 WEST PHILADELPHIA STREET ONTARIO, CA 91762
95075 J.G.J. JOINT VENTURE JOLEEN 14651 GROVE AVE CHINO, CA 91710-9064	95077 DAVE VANDER SCHAAF 7777 SCHAEFER AVE ONTARIO, CA 91761	95082 ANDRES DEL LAS SANTOS 1051 EAST EMERSON STREET PASADENA, CA 91106

95083 DR FRANK WALTON 13525 EUCLID AVE ONTARIO, CA 91761	95086 GENERAL ELECTRIC CORPORATION LUISA SANGINES GEOMATRIX CONSULTANTS INC 2101 WEBSTER ST 12TH FL OAKLAND, CA 94612	95087 DEPT OF TOXIC SUBSTANCE CONTROL TEJ PAHWA 400 P S 4TH FL SACRAMENTO, CA 958120806
95090 ERNESTO GUTIERREZ 13020 BON VIEW AVE ONTARIO, CA 91761-7906	95098 RON VANDER WEERD 1804 S SHENANDOAH ST VISALIA, CA 932779263	95107 JOHN SHELBY 13130 S CUCAMONGA ST ONTARIO, CA 91761-9004
95109 COAST GRAIN CO SEISO KAWASAKI 5355 E AIRPORT DR ONTARIO, CA 91761	95111 TONY RODRIGUEZ 7416 SCHAEFER AVE CHINO, CA 91710-9127	95116 G H DAIRY GERBEN HETTINGA 17190 CUCAMONGA AVE CORONA, CA 917209514
95120 FRANK LIZZARAGA 7514 PINE AVE CHINO, CA 91710	95121 LEGEND DAIRY FARMS #2 RONALD PIETERSMA P.O. BOX 2500 CHINO, CA 91708	95127 CARLOS LOPEZ 13715 BON VIEW AVENUE ONTARIO, CA 91761
95129 HAVEN TWO DAIRY RAMON SANCHEZ P.O. BOX 703 DEXTER, NM 882300703	95135 MARGARITO RICO P.O. BOX 515 NORCO, CA 92860	95148 RANCHO GONZALES ADRIAN GONZALES 13647 S EUCLID AVE ONTARIO, CA 917626691
95158 HARRY HERMANS 14123 S. EUCLID CHINO, CA 91710	95159 IGNACIO DUARTE 13715 S BON VIEW AVE ONTARIO, CA 91761	95163 AMBROSIA FARMS CHIN TE LEE 11475 YORBA AVE CHINO, CA 91710
95165 HILLCO DAIRY KURT HILL 10350 EUCALYPTUS AVE CHINO, CA 91710	95169 NOR'EAST MIN ROSES JOHN SAVILLE 58 HAMMOND STREET ROWLEY, MA 01969	95172 P & D DAIRY PETER BOUMA 8919 MERRILL AVE CHINO, CA 91710
95173 ANGIE RADOS TRUST ROGER ROELLE, ATTORNEY AT LAW 2002 E MCFADDEN SUITE 200 SANTA ANA, CA 92705	95176 BURKE WILLIAMS SORENSON AHMAD TR ADAYA INVESTMENT DEVELOPMENT SERVICES, INC. 888 W SIXTH STREET, 9TH FLOOR LOS ANGELES, CA 90017	95177 ANDY SCHAAP 1526 S ROOSEVELT RD #7 PORTALES, NM 881309713
95179 S C E CO JOE D'AMATO LICENSING SPEC. CORP REAL EST 12353 HESPERIA RD VICTORVILLE, CA 923925815	95181 CALIFORNIA SPEEDWAY LES RICHTER P.O. BOX 9300 FONTANA, CA 923349300	95182 DALE WALKER 6776 CHINO AVE CHINO, CA 91710
95183 STANTON NURSERIES LIBBIE EDENS 4393 PHILADELPHIA ST CHINO, CA 917102259	95187 THE LANTING FAMILY, LLC RONALD LANTING 9032 MERRILL AVE CHINO, CA 91708	95188 BUD RASNER 10008 LIMONITE ST RIVERSIDE, CA 92509

95190
BILL JONGSMA
8582 HELLMAN AVE
CORONA, CA 91720

95192
PAUL HUGHES
9450 CHINO AVE
ONTARIO, CA 91761

95193
JACK PINHERO
11011 RIVERSIDE DR
ONTARIO, CA 91761

95194
LOUIS BADDERS
3800 E GRAND AVE
POMONA, CA 91766

95198
SBFCD
WALTER ALLISON
825 E 3RD ST
SAN BERNARDINO, CA 924150835

95202
MARY VIEIRA
9620 HELLMAN AVE
CORONA, CA 91720

95206
HARRINGTON EQUIPMENT & RENTAL
CHARLIE HARRINGTON
7155 HAMNER AVE
CORONA, CA 91720

95210
JOHN DOMINGUEZ
7065 PINE AVE
CHINO, CA 91710

95213
BOOTSMA CALF RANCH
IKE BOOTSMA
14560 SCHLEISMAN RD
CORONA, CA 91720

95217
JACKIE SLOOW
14641 SCHLEISMAN RD
CORONA, CA 917209737

95223
LIZZE CUSTOM PROCESSING
FRANK LIZZARAGA JR
7310 PINE AVE
CHINO, CA 91710

95225
MARCY RODRIGUEZ
9301 REMINGTON AVE #E
CHINO, CA 91710

95227
DANIEL TREJO
8705 58TH ST
RIVERSIDE, CA 92509

95228
RELIANT ENERGY, ETIWANDA LLC
DAN BEST
8996 ETIWANDA
ETIWANDA, CA 917399697

95230
LIAU EN SUE
18201 2ND AVE
FOUNTAIN VALLEY, CA 92708

95232
MAJESTIC REALTY
GALE RAGAM
13191 CROSSROADS
LA PUENTE, CA 91746

95233
CHIN HUNG
2703 STINGLE AVE
ROSEMEAD, CA 917703328

95237
MARY MUSHEGAIN
7208 CHINO AVE
ONTARIO, CA 91761

95238
SON NGUYEN
6566 GAYLORD ST
RIVERSIDE, CA 92505

95244
CHINO INDUSTRIAL COMMON
KEVIN KNOX
5690 SCHAEFER AVE STE F
CHINO, CA 91710

95246
ARCHIBALD RANCH COMMUNITY CHURCH
BOB BABCOCK
13344 ARCHIBALD AVE
ONTARIO, CA 91761

95247
PAUL BLACKMER
14058 S EUCLID AVE
CHINO, CA 91710

95248
MIGUEL SIFUENTES
10460 60TH ST
MIRA LOMA, CA 917522633

95250
PAUL HUGHES
13213 ONTARIO ST.
ONTARIO, CA 91761

95252
CESAR SALAZAR
6563 KIMBALL AVE
CHINO, CA 917109130

95255
SANTIAGO ANDRADE
ROBERT KERNES
7846 SCHAEFER AVE
ONTARIO, CA 91761

95257
LOUISA THORSHEIM
ARTURO LOZANO
14196 EUCLID AVE
CHINO, CA 917109028

95259
FALLONCREST FARMS LLC
P.O. BOX 2500
CHINO, CA 917082500

95261
TRAMMELL CROW CO
STEVE HOLLIS
, CA

95264
CHINO BUSINESS PARK LLC
11260 EL CAMINO REAL #200
SAN DIEGO, CA 921302676

95266
REGENT COMMUNITIES LTD
245 FISCHER AVE #C-1
COSTA MESA, CA 926264535

95267
CCG ONTARIO, LLC
JOHN BEZZANT
A SUBSIDIARY OF CATELLUS DEV. CORP
3990 WESTERLY PLACE STE 200
NEWPORT BEACH, CA 92660

99999
MWD OF SO CA
BOB ZIMMERMAN
P.O. BOX 54153
LOS ANGELES, CA 90054-0153