

FEE EXEMPT

FILED WEST DISTRICT
San Bernardino Co

JAN 29 1999

Cindy Morris

1 WAYNE K. LEMIEUX (Bar No. 43501)
LEMIEUX & O'NEILL
2 200 N. Westlake Boulevard, Suite 100
Westlake Village, California 91362-3755
3 805/495-4770; FAX: 805/495-2787

4
5 Attorneys for Chino Basin Watermaster

6
7
8 SUPERIOR COURT OF THE STATE OF CALIFORNIA
9 FOR THE COUNTY OF SAN BERNARDINO

10
11 CHINO BASIN MUNICIPAL WATER
DISTRICT,

12 Plaintiff,

13 v.

14 CITY OF CHINO, et al.,

15 Defendants.
16
17

CASE NO. RCV 51010

18 NOTICE OF MOTION AND MOTION,
MEMORANDUM OF POINTS AND
19 AUTHORITIES, AND DECLARATION OF
TRACI STEWART CONCERNING:
20 (1) AMENDMENT OF THE JUDGMENT
REGARDING THE DEADLINE FOR
21 FILING ANNUAL REPORTS; (2) RATIFI-
CATION OF CERTAIN WATERMASTER
22 DECISIONS; (3) RECEIPT AND FILING
OF 21ST ANNUAL REPORT OF
WATERMASTER ACTIVITIES; AND
23 (4) RECEIPT AND FILING OF
PRODUCTION SUMMARY FOR 1997-98

Hearing Date: March 2, 1999
Time: 10:00 a.m.
Department: RC-H

Specially assigned to the Honorable
Judge J. Michael Gunn

24 PLEASE TAKE NOTICE on March 2, 1999, at 10:00 a.m., or as soon thereafter as
25 the matter may be heard, in Department H of the San Bernardino County Municipal Court,
26 West Region, located at 8303 North Haven Avenue, Rancho Cucamonga, California
27 91730-3862, Judge J. Michael Gunn, special assigned judge presiding, Chino Basin
28 Watermaster ("Watermaster") will move the Court to: (1) amend the Judgment concerning
the deadline for filing Annual Reports; (2) ratify certain Watermaster decisions; (3) receive

LEMIEUX & O'NEILL
200 N. WESTLAKE BLVD., SUITE 100
WESTLAKE VILLAGE, CA 91362
TELEPHONE: (805) 495-4770

1 and file the 21st Annual Report; and (4) receive and file the Production Summary for 1997-
2 1998.

3 This motion is based on this notice, memorandum of points and authorities,
4 declaration of Traci Stewart, and such other evidence the court deems appropriate.
5

6 Dated: January 29, 1999

Respectfully submitted,

LEMIEUX & O'NEILL

8
9
10 By: 
Wayne K. Lemieux

11
12
13
14
15
16
17
18
19
20
21
22
23
24
25
26
27
28
LEMIEUX & O'NEILL
200 N. WESTLAKE BLVD., SUITE 100
WESTLAKE VILLAGE, CA 91362
TELEPHONE: 10051-495-4770

1 **MEMORANDUM OF POINTS AND AUTHORITIES**

2 **PRELIMINARY**

3 In September, 1998, the court invited the Chino Basin Watermaster ("Watermaster")
4 to file a motion to address the possible discrepancy in the deadline for filing Annual
5 Reports. On November 5, 1998, the court extended the deadline for filing the 21st Annual
6 Report to January 31, 1999. This motion requests the court to amend the Judgment with
7 respect to the deadline for the filing of Annual Reports.

8 At the September hearing, the court also observed that filing the Annual Report was
9 not to be construed as approving substantive matters in the report which would otherwise
10 require court approval. This motion also seeks approval of matters contained in the 19th,
11 20th and 21st which fall in this category.

12 Finally, this is the appropriate time to file the Annual Report and Production
13 Summary.

14 Under Paragraph 15 of the Judgment (further references are to the Judgment,
15 unless noted), the Court has reserved "full jurisdiction, power and authority . . . as to all
16 matters contained in the judgment, except [for matters not relevant to this motion] . . . upon
17 application of any party, the Watermaster, the Advisory committee or any Pool committee,
18 by motion and upon at least 30 days notice." This motion is presented by application
19 under the authority of Paragraph 15.

20 **DEADLINE FOR ANNUAL REPORTS**

21 Paragraph 48 says Annual Reports shall be filed by November 15 of each year. For
22 a variety of reasons, the Watermaster has infrequently filed the Annual Reports on time.
23 The November deadline is a problem because the Annual Reports are derived in part from
24 production reports, assessment decisions, and year-end audits, which may not be
25 completed in time for the current November 15 filing date. The Watermaster requests
26 Paragraph 48 be amended to read as follows:

27 "Watermaster's annual report, which shall be filed on or before by
28 ~~November 15~~ January 31 of each year, ~~and The report shall apply to~~

LEMIEUX & O'NEILL
200 N. WESTLAKE BLVD., SUITE 100
WESTLAKE VILLAGE, CA 91362
TELEPHONE: (805) 495-4770

LEMIEUX & O'NEILL
200 N. WESTLAKE BLVD., SUITE 100
WESTLAKE VILLAGE, CA 91362
TELEPHONE: 1805.495-4770

1 the preceding fiscal year's operation. The report shall contain details
2 as to operation of each of the pools; and a certified audit of all
3 assessments and expenditures pursuant to this Physical Solution and
4 a review of Watermaster activities." (Note minor grammatical
5 changes.)

6 DISCRETIONARY MATTERS APPEARING IN ANNUAL REPORTS

7 Historically, the Annual Reports recited the prior year's Watermaster decisions to
8 keep the court informed about how the Watermaster exercised discretion in managing the
9 basin. The report has been used to present routine matters to the court for approval or
10 confirmation (such as storage agreements and interventions).

11 Very few things in the Judgment require court approval or confirmation as follows:

- 12 ● amendment of appropriative pool assessments (Judgment, paragraph 15(d));
- 13 ● appointment of Watermaster (Id at paragraph 16);
- 14 ● storage agreements (Id at paragraph 28);
- 15 ● interventions (Id at Paragraph 60).

16 (Additionally, the court is expected to act on the motion of the parties in a variety of
17 circumstances, including:

- 18 ● show cause proceeding to collect delinquent assessments (Id. at paragraph
19 55(c));
- 20 ● general review of Watermaster decisions (Id. at paragraph 31);
- 21 ● review of Watermaster action based on "mandatory" Advisory Committee
22 decision (Id at paragraph 38(b)(1) and 38(c)); and
- 23 ● loss of rights (Id. at paragraph 61.)

24 During the periods covered by the 19th, 20th and 21st Annual Reports, there have
25 been no requests to amend appropriative pool assessment allocations. Watermaster
26 appointments have been made by the court. Only the following matters have not been
27 separately acted on:

- 28 1. Local storage agreement for Monte Vista Water District, which was approved

LEMIEUX & O'NEILL
200 N. WESTLAKE BLVD., SUITE 100
WESTLAKE VILLAGE, CA 91362
TELEPHONE: (805) 495-4770

1 by Watermaster on September 4, 1997, in the amount of 34,023.843 acre feet.

2 2. Cyclic storage agreement with Metropolitan covering the pre-delivery and
3 storage of replenishment water pursuant to Paragraph 1.2.2 of the Chino Basin
4 Watermaster Uniform Groundwater Rules and Regulations was extended to December 31,
5 1999, by amendment.

6 3. Interventions included in the 19th Annual Report as follows: Elizabeth H.
7 Rohrs, Richard Van Loon, S.N.S. Dairy, Wineside 45, Frank Lizzaraga and City of
8 Fontana.

9 4. Interventions included in the 20th Annual Report as follows: California
10 Speedway Corporation and Chin Lee, Ambrosia Farms.

11 5. Interventions included in the 21st Annual Report as follows: Mountain Vista
12 Power Generation Company L.L.C., and Paul Russavage.

13 This motion seeks approval of the Monte Vista Water District storage agreement,
14 the extension of the Metropolitan Water District of Southern California cyclic storage
15 agreement and confirmation of the interventions included in the 19th, 20th and 21st Annual
16 Reports.

17 21ST ANNUAL REPORT

18 Pursuant to Paragraph 48 of the Judgment, Watermaster is to file an Annual Report.
19 The 21st Annual Report is enclosed.

20 PRODUCTION SUMMARY

21 Pursuant to an order dated January 5, 1979, the Watermaster can file Production
22 Summaries without prior service. The Production Summary for 1997-1998 is enclosed.

23 CONCLUSION

24 Watermaster requests the court to:


- 25 (1) approve the foregoing amendment to Paragraph 48 of the Judgment;
26 (2) ratify and approve the foregoing local storage agreement, amendments
27 extending the cyclic storage agreement, and to confirm the above interventions;
28 (3) receive and file the 21st Annual Report; and

(4) receive and file the Production Summary for 1997-1998.

1
2
3
4
5
6
7
8
9
10
11
12
13
14
15
16
17
18
19
20
21
22
23
24
25
26
27
28

Dated: January 29, 1999

Respectfully submitted,
LEMIEUX & O'NEILL

By: 
Wayne K. Lemieux

///
///
///

LEMIEUX & O'NEILL
200 N. WESTLAKE BLVD., SUITE 100
WESTLAKE VILLAGE, CA 91362
TELEPHONE: 10031 495-4770

DECLARATION OF TRACI STEWART

I, Traci Stewart, declare:


1. I am the Chief of Watermaster Services for Chino Basin Watermaster and I have served in this capacity for approximately five years.

2. The Judgment establishes a November 15 deadline for the filing of Annual Reports. The Annual Reports of the Watermaster must include information about past, current and planned Watermaster activities. This information usually cannot be assembled and prepared for consideration by the Pools, Advisory Committee and Watermaster in time to meet the November filing deadline.

3. On January 14, 1999, at a joint meeting, the Advisory Committee and the Watermaster Board approved the amendment proposed by this motion.

I declare under penalty of perjury under the laws of the State of California the foregoing is true and correct.

Executed on January 29, 1999, at Rancho Cucamonga, California.


Traci Stewart

LEMIEUX & O'NEILL
200 N. WESTLAKE BLVD., SUITE 100
WESTLAKE VILLAGE, CA 91362
TELEPHONE: (805) 495-4770

1
2
3
4
5
6
7
8
9
10
11
12
13
14
15
16
17
18
19
20
21
22
23
24
25
26
27
28



TWENTY FIRST
ANNUAL REPORT
OF THE
CHINO BASIN WATERMASTER
FISCAL YEAR 1997-1998

Case No. RCV 51010

CHINO BASIN MUNICIPAL WATER DISTRICT
v.
CITY OF CHINO, ET. AL.

TABLE OF CONTENTS

I.	INTRODUCTION.....	1
II.	WATERMASTER.....	2
III.	ADVISORY AND POOL COMMITTEES	5
	A. Overlying (Agricultural) Pool.....	5
	B. Overlying (Non-Agricultural) Pool.....	5
	C. Appropriative Pool.....	6
	D. Advisory Committee.....	7
	E. Special Ad Hoc Committees and Workshops	7
IV.	ADMINISTRATION OF THE JUDGMENT	7
	A. Watermaster Insurance Coverage	8
	B. Unqualified Audit Opinion and Annual Audit Report.....	8
	C. Engineering Services.....	8
	D. Legal Services	8
	E. Assessments	8
	1. Overlying (Agricultural) Pool.....	9
	2. Overlying (Non-Agricultural) Pool.....	10
	3. Appropriative Pool	10
	F. Fiscal Year 1998-99 Administrative Budget.....	11
	G. Special Projects	11
	1. Well Inspection and Meter Installation Project	11
	2. The Metering Program.....	12
	3. The Monitoring Program.....	12
	4. TDS/Nitrogen Study	12
	5. Chino Basin Recharge Master Plan.....	13
	6. Chino Basin Surface Water Quality Testing Program.....	13
	7. Optimum Basin Management Program.....	14
	H. Mailing Lists	16
	I. New Party Interventions	16

J.	Redetermination of the Chino Groundwater Basin's Safe Yield	16
V.	RESOURCES MANAGEMENT	17
A.	Quarterly Accounting of Water Production.....	17
B.	SBCFCD (San Bernardino County Flood Control District) Agreement	17
C.	San Sevaine Creek Water Project Agreement.....	17
D.	Sixth Amendment to the Cyclic Storage Agreement.....	17
E.	Stringfellow Acid Pits	18
F.	Local Water in Storage for Recapture, Sales, and Transfers.....	18
H.	Transfers or Leases of Water Rights	18
I.	Assignments	18
J.	Local Storage.....	18
	1. Storage Limits.....	18
	2. Local Storage Agreements.....	19

APPENDICES

APPENDIX A-1	Overlying (Agricultural) Pool	A-1
APPENDIX A-2	Overlying (Non-Agricultural) Pool	A-2
APPENDIX A-3	Appropriative Pool	A-3
APPENDIX A-4	Advisory Committee	A-4
APPENDIX B	Production by Pool.....	B
APPENDIX C	Summary of Administrative Replenishment Assessment s FY 1998-99.....	C
APPENDIX D	Summary of Reallocation of Unproduced Overlying (Ag) Pool Safe Yield to the Appropriative Pool	D
APPENDIX E-1	Summary of MWD Deliveries	E-1
APPENDIX E-2	Summary of Cooperative, Replenishment and Cyclic Activities.....	E 2
APPENDIX F	Summary of Other Imported Supplies.....	F
APPENDIX G	Total Water Used within Chino Basin.....	G
APPENDIX H	Local Storage Account Status	H

APPENDIX I-1	Local Water in Storage Recaptures, Sales and Transfers	I-1
APPENDIX I-2	Transfers/Leases	I-2
APPENDIX I-3	Assignments (Agency Agreements for Provision of Water Service)	I-3
APPENDIX J	New Party Interventions	J
APPENDIX K	Notice of Intent to Change the Operating Safe Yield of the Chino Basin	K
APPENDIX L	Sixth Amendment to the Chino Basin Cyclic Storage Agreement.....	L
APPENDIX M	Comprehensive Annual Financial Report	M

TWENTY-FIRST ANNUAL REPORT OF THE CHINO BASIN WATERMASTER

The Chino Basin Watermaster was established under a Judgment entered in the Superior Court of the State of California for the County of San Bernardino, entitled "Chino Basin Municipal Water District v. City of Chino, et al.," (originally Case No. SCV 164327, the file was transferred in August 1989, by order of the Court and assigned new Case No. RCV 51010). The Honorable Judge Howard B. Wiener signed the Judgment on January 27, 1978. The effective date of this Judgment for accounting and operations was July 1, 1977.

The Twenty-First Annual Report presents an overview of the Watermaster process including the Pool Committees, Advisory Committee and Watermaster activities, and an accounting of production for fiscal year 1997-98.

I. INTRODUCTION

Beginning in the early 1970's and continuing for several years, studies and discussions among concerned water producers resulted in the passage in 1974 of a "Memorandum of Agreement on the Chino Basin Plan". In January 1975, Senator Ruben S. Ayala introduced SB 222 (Senate Bill 222) in the California Legislature. This bill authorized a production assessment levy in the amount of \$2.00 per acre-foot per year, for a period of three years. The funds were utilized to finance the final effort to draw up a management plan. This effort included conducting essential studies and negotiations to implement a water management program for the Chino Groundwater Basin.

SB 222 was renumbered as a part of the Municipal Water District Law at Section 74120 of the Water Code. It was approved by Governor Ronald Reagan and filed with the Secretary of State on June 28, 1975. Engineering, legal and other working sub-committees were formed for the purpose of analyzing and defining specific problem areas. Socio-economic, safe yield and other studies were held to provide the information necessary to reach an agreement regarding the allocation of producer water rights. Cost savings were achieved by terminating many of the studies as soon as the necessary information was compiled in draft form.

Three groups represented the majority of producer interests. These groups became active early in the negotiations under SB 222. Eventually, the groups formalized into pool committees and became known as the following:

- Overlying (Agricultural) Pool representing dairymen and farmers (including minimal producers) and the State of California.
- Overlying (Non-Agricultural) Pool representing industries.
- Appropriative Pool, representing cities, water districts and water companies.

Representatives of the three pools committees, acting together, became known as the Watermaster "Advisory Committee." The Advisory Committee was established as the policy setting body and charged with the oversight of Watermaster's discretionary activities. Members of each of the three pool committees met regularly to transact the business concerns of its respective producers. Decisions affecting more than one pool

were acted upon by each pool committee and recommendations were then forwarded to the Watermaster Advisory Committee.

The Judgment establishes a method to determine the voting power of each of the producers on the pool committees. The method was based on a formula of assessments paid by the producers in the prior year and their allocated safe yield.

Approximately 5 percent of the Chino Groundwater Basin is located in Los Angeles County, which is included in the TVMWD (Three Valleys Municipal Water District) service area. Approximately 15 percent of the basin is in Riverside County, which is included in the WMWD (Western Municipal Water District) service area. Approximately 80 percent of the basin is located in the west-end of San Bernardino County, which is included in the CBMWD service area. Because of their overlying service areas, all three of the municipal water districts, who were also provided the opportunity to participate in the initial negotiations, and the CBWCD (Chino Basin Water Conservation District), became known as Non-Producer water districts.

Current and historical annual production information for each pool is provided in Appendix B.

II. WATERMASTER

During the reporting period covered by this annual report, CBMWD was replaced as Watermaster by a new nine-member board. The events leading to appointment of the nine-member board began in fiscal year 1995-96, during which time it was determined that the reappointment of the CBMWD board as Watermaster had not been submitted to the court for approval in 1993. In January 1996, a motion was made and supported by a majority of the Advisory Committee to appoint themselves Watermaster. Initially, this motion was supported by a majority of the Advisory Committee. Watermaster Counsel was directed to file a motion with the Court. An Ad Hoc Transition Committee of pool members and interested parties was formed to work out the logistics involved with changing the Watermaster. Shortly after the motion was filed, the case was assigned to the Honorable Judge J. Michael Gunn. Fifteen committee members attended the first Ad Hoc Transition Committee meeting on January 31, 1996, and agreed unanimously to propose that an arbitrator or an arbitration process be put in place to address initial concerns raised by some parties to the Judgment regarding the Advisory Committee as Watermaster.

By early March, the Overlying (Agricultural) Pool and a few appropriators had reconsidered their positions and were opposed to the motion to appoint the Advisory Committee as Watermaster, even with an arbitration process. As a result, the motion was taken off calendar and additional Ad Hoc Transition Committee meetings were held. These meetings resulted in the development of a proposal for a nine-member board, which was approved by the Advisory Committee in April 1996. Watermaster Counsel was directed to file a motion to appoint the nine-member board, which was set for hearing on June 18, 1996.

On June 3, 1996, CBMWD filed an ex-parte motion to shorten the time on a motion to appoint itself as Interim Watermaster, to appoint itself "nunc pro tunc" Watermaster and to disqualify Watermaster Counsel based on the allegation that Counsel had a conflict of interest in serving both Watermaster and the Advisory Committee. The motion to shorten time was granted and the hearing was set for June 18, 1996. At the June 18 hearing, the Honorable Judge J. Michael Gunn granted the motions to appoint CBMWD nunc pro tunc and Interim Watermaster, and denied the motion to disqualify Watermaster Counsel. The Judge also ordered the parties to meet and confer regarding the nine-member board proposal, which continued the matter to a meet and confer among all of the interested parties, held July 29, 1996.

July 29, 1996, was the first of two meet & confers, held at the City of Chino Council Chambers. Although there was much discussion on that date, the only substantive decision made was to hold an additional meet and confer on August 28, 1996.

As a result of the second meet and confer, a three-member Watermaster Board proposal was submitted to the Court for hearing on September 18, 1996. As of the Court hearing date, only two of the three municipal water districts invited to participate on the proposed three-member Watermaster Board had responded affirmatively. CBMWD was expected to agree to participate after consideration at their October board meeting and the Court continued the motion until November 20, 1996. CBMWD did not take action to participate on the three-member Watermaster Board as anticipated and the motion was taken off calendar in November of 1996. Four additional workshops were held during late 1996 and into the early months of 1997. As a result, the original nine-member Watermaster Board proposal was modified and approved by the Watermaster Advisory Committee on January 30, 1997, by a majority vote of 67.99%.

On March 11, 1997, a new motion to appoint a nine-member Watermaster Board was heard by the Honorable Judge J. Michael Gunn. On April 29, 1997, Judge Gunn issued a ruling which:

- Appointed Anne J. Schneider, Esq. as Special Referee to make a recommendation to the Court regarding the issues raised by the motions.
- Ordered CBMWD, the Advisory Committee, and the DWR (Department of Water Resources) to negotiate terms for the DWR to serve as Interim Watermaster.
- Granted a motion submitted on March 6, 1997, by the law firm of Cihigoyenette, Grossberg & Clouse, general counsel for CBMWD, to disqualify Watermaster Counsel.

Negotiations began regarding the DWR serving as interim Watermaster through Special Counsel to the Watermaster Advisory Committee, James L. Markman, CBMWD Counsel, Jean Cihigoyenette, and the attorneys for DWR.

Anne Schneider accepted the Court's appointment to become a Special Referee and began the process necessary to make a recommendation to the Court. No substantial decisions were reached by fiscal year end and the matter continued into fiscal year 1997-98.

The Special Referee held a special hearing on October 21, 1997, at the Watermaster offices. By mid December 1997, the Special Referee filed her written *Report and Recommendation* with the Court. Based on the Report and recommendation, the Honorable J. Michael Gunn entered a ruling on February 19, 1998 which:

- Appointed the Nine-Member Board as Interim Watermaster.
- Directed that an Optimum Basin Management Program be developed.
- Directed negotiation with DWR be resumed.
- Set a hearing date of October 28, 1999 regarding:
 - The Optimum Basin Management Program
 - Continuance of the Nine-Member Board.
 - Status of negotiations with DWR to serve as Watermaster and to carry out Watermaster operations.

Since the ruling, the Watermaster and producers and other interested parties have met twice a month and have held special workshops to develop a scope of work to prepare an OBMP and to cooperatively develop the OBMP.

From July 1, 1997 to March 5, 1998 the Chino Basin Watermaster Board members and elected officers were:

John L. Anderson	Chairman
George Borba	Vice-Chairman
Terry Catlin	Secretary/Treasurer
Anne W. Dunihue	Member
Wyatt L. Troxel	Member

On February 19, 1998 the Honorable Judge J. Michael Gunn issued an order to appoint a new nine-member Watermaster Board. This ruling was the result of extensive discussions that began as a result of an action by the Advisory Committee in January 1996 to appoint itself as Watermaster.

Two quarterly meetings and two special meetings were held during this period. The final meeting of the Chino Basin Municipal Water District Board of Directors serving in the capacity as the Watermaster Board was held March 4, 1998.

On March 5, 1998, the new nine-member Watermaster Board ratified action they had taken at an inaugural meeting held February 26, 1998. These actions including seating the new board, selecting officers and other administrative matters. The new nine-member Board and officers are as follows:

Appropriative Pool Representatives

Regular:	Robert Neufeld, Chairman	Cucamonga County Water District
Alternate:	Jerome Wilson	
Regular:	Mayor Gus James Skropos	City of Ontario
Alternate:	Gerald Dubois	
Regular:	Josephine Johnson, Secretary/Treasurer	Monte Vista Water District
Alternate:	William Walker	

Overlying (Non-Agricultural) Pool Representative

Regular: Steve Arbelbide California Steel Industries, Inc.

Overlying (Agricultural) Pool Representatives

Regular: Paul Hofer Agricultural, Vineyards
Regular: Geoffrey Vanden Heuvel Dairy

Municipal Water District Representatives

Regular: Terry Catlin Chino Basin Municipal Water District
Alternate: John L. Anderson

Regular: Andrew Krueger Three Valleys Municipal Water District
Alternate: Rick Hansen

Regular: Donald Schroeder Western Municipal Water District
Alternate: Donald Harriger

From March 5, 1998 to June 30, 1998 the new nine-member Watermaster Board held eight regular meetings, three meetings of an ad-hoc Personnel Committee and one meeting was held to review proposals and recommend a financial consultant for the Optimum Basin Management Program an ad-hoc Legal Committee.

For a summary of the OBMP development, refer to the OBMP section included in this document beginning on page 14.

III. ADVISORY AND POOL COMMITTEES

A. Overlying (Agricultural) Pool

Each year, an annual election is held to nominate members and officers to serve on the Overlying (Agricultural) Pool Committee and Advisory Committee for the next fiscal year. The Annual Meeting was held on July 30, 1997 and resulted in the following members being elected to serve as officers for fiscal year 1997-98:

Chairman	Robert DeBerard
Vice-Chairman	Jeff Pierson
Secretary	Traci Stewart, Chief of Watermaster Services
Treasurer	Alice W. Lichti, Watermaster Controller

The members designated to administer the pool committee’s activities and serve as representatives on the Watermaster Advisory Committee during fiscal year 1997-98 are shown in Appendix A-1. It has become the practice of the pool committee to designate regular and alternate members as pool representatives in order to insure a quorum for the Overlying (Agricultural) Pool meetings and adequate participation at Advisory Committee meetings.

During fiscal year 1997-98, three regular meetings, two special meetings and seven Joint Pools and Advisory Committee meetings were held, to act on matters affecting the members of this pool and to discuss actions to be forwarded by the Advisory Committee to the Watermaster Board. Regular meetings were scheduled to allow the Overlying (Agricultural) and Appropriative Pool to meet on the same day when joint meetings were not held. By action taken in June of 1988, any Overlying (Agricultural) Pool Committee member attending an Appropriative Pool meeting is compensated for attendance.

B. Overlying (Non-Agricultural) Pool

Each year, an annual election is held to nominate officers to serve on the Overlying (Non-Agricultural) Pool Committee and Advisory Committee for the next fiscal year. The Annual Meeting was held on July 23, 1997 and resulted in the following members being elected to serve as officers and Advisory Committee representatives during fiscal year 1997-98:

Chairman	Steve Arbelbide, California Steel Industries, Incorporated
Vice-Chairman	Victor Barrion, Mountain Vista Power Generation Company <i>(Formerly SCE)</i>
Secretary	Traci Stewart, Chief of Watermaster Services
Treasurer	Alice W. Lichti, Watermaster Controller

Representatives as shown below were designated to serve on the Watermaster Advisory Committee during fiscal year 1997-98. A complete list of member entities and their designated representatives is included as Appendix A-2.

Steve Arbelbide	California Steel Industries, Incorporated
Victor Barrion	Mountain Vista Power Generation Company
Lee Redmond III	Kaiser Ventures, Incorporated

During fiscal year 1997-98, three regular meetings and seven Joint Pools and Advisory Committee meetings were held to act on matters affecting the members of this pool and to discuss actions to be forwarded by the Advisory Committee to the Watermaster Board. It has been the practice of this pool committee to waive compensation for meeting attendance.

C. Appropriative Pool

Each year, an annual election is held to nominate officers to serve on the Appropriative Pool Committee and Advisory Committee for the next fiscal year. The Annual Meeting was held on July 23, 1997 and resulted in the following members being elected to serve as officers during fiscal year 1997-98:

Chairman	Robert DeLoach, Cucamonga County Water District
Vice-Chairman	Edwin James Jurupa Community Services District
Secretary	Traci Stewart, Chief of Watermaster Services
Treasurer	Alice W. Lichti, Watermaster Controller

During fiscal year 1997-98, three regular meetings and seven Joint Pools and Advisory Committee meetings were held to act on matters affecting the members of this pool and to discuss

actions to be forwarded by the Watermaster Advisory Committee to the Watermaster Board. A complete list of member entities and their designated representatives is included as Appendix A-3.

D. Advisory Committee

The Annual Meeting was held on July 23, 1997. At this meeting, it was decided to return to the rotation process that was practiced in previous years for the designation of committee officers. As a result, the following members were selected to represent their pools on the Advisory Committee for fiscal year 1997-98:

Chairman	Gene Koopman, Agricultural Pool
1st Vice-Chairman	Robert DeLoach, Appropriative Pool
2nd Vice-Chairman	Steve Arbelbide, Non-Agricultural Pool
Secretary	Traci Stewart, Chief of Watermaster Services
Treasurer	Alice W. Lichti, Watermaster Controller

A complete list of Advisory Committee members is included as Appendix A-4.

During fiscal year 1997-98, four regular meetings, three special meetings and seven Joint Pools and Advisory Committee meetings were held to act on matters affecting the pools and to discuss actions to be forwarded by the Watermaster Advisory Committee to the Watermaster Board.

E. Special Ad Hoc Committees and Workshops

During fiscal year 1997-98, forty-nine regular meetings, special ad hoc meetings or workshops and one special hearing were held as indicated below:

- Fifteen Watermaster Board Meetings
- Seven Advisory Committee Meetings
- Three Appropriative Pool Meetings
- Three Overlying (Non-Agricultural) Pool Meetings
- Five Overlying (Agricultural) Pool Meetings
- Seven Joint Pools and Advisory Committee Meetings
- Six Ad-hoc Committee Meetings
- Two workshops
- One Hearing before Anne Schneider, Special Referee

Information regarding all committee meetings and/or special ad-hoc meetings and workshops is available and may be reviewed by any interested party by contacting the Watermaster business office, at 8632 Archibald Avenue, Suite 109, Rancho Cucamonga, CA 91730. All requests must be in writing and are accepted via regular mail or facsimile.

IV. ADMINISTRATION OF THE JUDGMENT

A. Watermaster Insurance Coverage

Chino Basin Watermaster insurance coverage was continued effective September 30, 1997, through Schrimmer Insurance Agency. Coverage includes a Business Liability Package, Auto Liability Package and Public Officials Liability.

B. Unqualified Audit Opinion and Annual Audit Report

For the period ended June 30, 1998, Conrad & Associates, LLP submitted an Unqualified Audit Opinion and Audit Report to the Chino Basin Watermaster, which is included as Appendix M.

C. Engineering Services

During fiscal year 1997-98, engineering services were continued through Mark J. Wildermuth, Water Resources Engineer, for projects within the Chino Basin. Collaborative projects with the Chino Basin Water Conservation District regarding water sampling and recharge capabilities were also continued during this period. They are discussed separately in the special project portion of this annual report.

During fiscal year 1997-98, it was decided Wildermuth Environmental Inc., (formerly the firm of Mark J. Wildermuth, Water Resources Engineer) was most able to assist the Watermaster Board and the Advisory and Pool Committees with developing the Optimum Basin Management Program, as mandated by the February 19, 1998 court ruling. For a summary of the activities undertaken by the committees, the Board and for specific tasks assigned to Mr. Wildermuth please refer to the sections entitled, OBMP and Special Projects in this annual report.

D. Legal Services

On March 5, 1998 the new nine-member Watermaster Board approved a recommendation to retain Wayne K. Lemieux from the firm of Lemieux & O'Neill to serve as Watermaster General Legal Counsel and authorized an ad-hoc board committee to negotiate an appropriate contract. Prior to that period, James Markman from the firm Markman, Arczynski, Curley and Slough was retained as Special Counsel to the Advisory Committee. The Advisory Committee is currently not represented as a collective party, but individual members utilize their own legal counsel, as they deem necessary. The firm of Nossaman, Guthner, Knox & Elliott continued to represent Chino Basin Watermaster and Chino Basin Municipal Water District on the Markot case and the firm of Reid and Hellyer continued to provide services to the Overlying (Agricultural) Pool Committee on matters of concern to the pool. Specialized services were also provided on behalf of the Watermaster Advisory Committee by Robert Dougherty, from the firm of Covington & Crowe.

E. Assessments

The Judgment provides for separate and distinct replenishment assessment formulas for each of the three pools. The administrative assessment formula for each pool is determined on a per acre-foot basis, for each acre-foot of water produced by that pool. Costs per acre-foot vary among the pools in accordance with their respective total budgeted amounts for pool administration and total production during the previous production period. Costs to replace any water extracted in excess of each

respective pool's share of operating safe yield are recovered by the application of the following replenishment assessment formulas:

1. Overlying (Agricultural) Pool

The Overlying (Agricultural) Pool pays assessments on a gross basis, such that the total cost of the replenishment water plus the estimated associated spreading costs are divided equally on each acre-foot of water produced during the previous production year. One member of this pool, Los Serranos Country Club, was also assigned to the Appropriative Pool. Under this special arrangement, Los Serranos is assessed as an appropriator on the portion of its production (65%) that serves an area outside the Chino Groundwater Basin's adjudicated boundary. Los Serranos pays a 100% net replenishment assessment on this portion of its production.

By action taken at the Appropriative Pool Committee meeting on June 7, 1988, the Appropriative Pool assumes the administrative and special project costs of the Overlying (Agricultural) Pool. In exchange, it was agreed to accelerate the reallocation or transfer of all unpumped agricultural water to the Appropriative Pool from once every five years to each fiscal year. This became effective fiscal year 1987-88 and has been continued each year thereafter.

The total administrative and special projects assessment levied against the Overlying (Agricultural) Pool for fiscal year 1997-98 was \$594,169. The Appropriative Pool members were assessed \$15.17230 per acre-foot for each acre-foot of water reallocated to them. This was calculated at \$594,169 divided by the total number of acre-feet to be reallocated during the fiscal year (or 39,161.430 acre-feet).

Reported production from the pool declined from 96,567 acre-feet in fiscal year 1974-75, to 83,934 acre-feet in fiscal year 1977-78. The Committee decided in fiscal year 1978-79 to purchase and place, 2,000 acre-feet of replenishment water in a local storage account. This was done to provide for a potential increase in production during the balance of the five-year period. However, because production of the Overlying (Agricultural) Pool continued to decline, the pool members decided during fiscal year 1987-88 to sell the water they had placed in storage. Revenue from the sale was placed in a restricted, interest earning account for future use by the Overlying (Agricultural) Pool, as became necessary. Due to the potential benefit to the basin, a request from the newly formed Santa Ana River Water Group to assist with start up costs was approved by the pool during fiscal year 1997-98 for the amount of \$3,000. It was paid from the reserve account that was previously established as a result of the sale of 2,000 acre-feet of stored water. Through June 30, 1998, proceeds from the sale, including interest earned, totaled \$430,005.15.

2. The Overlying (Non-Agricultural) Pool

Assessments for this pool are based on a net replenishment formula. This formula applies the current cost of replenishment water plus the estimated spreading costs to each acre-foot of water produced in excess of a producer's share of safe yield.

The fiscal year 1997-98 budgeted administrative and special projects assessment for the Overlying (Non-Agricultural) Pool was calculated at \$6.5445 per acre-foot. Replenishment costs were assessed in the amount of \$233.00 per acre-foot (\$233 plus \$4.15 per acre-foot of spreading costs, which did not include a \$2.75 fiscal year 1998-99 per acre-foot administrative charge (levied by Chino Basin Municipal Water District later in the year) on each acre-foot of production in excess of each producer's share of the operating safe yield.

3. The Appropriative Pool

In the Appropriative Pool, the following members pay replenishment assessments on a net basis, which includes the current cost of replenishment water plus the estimated cost of spreading. In fiscal year 1997-98, these costs were \$233.00 plus \$4.15 per acre-foot of water produced:

- Arrowhead Mountain Spring Water Company
- Los Serranos Country Club
- Marygold Mutual Water Company
- City of Pomona
- Pyrite Canyon Group
- MWD

The City of Norco pays replenishment on a net basis for any replenishment obligation in excess of 1,567,000 acre-feet. Any replenishment necessary by the City of Norco up to the 1,567,000 acre-feet is assessed under the 85/15 formula as discussed below.

The remaining Appropriative Pool members (and City of Norco less than 1,567 acre-feet) are assessed under the 85/15 formula. This formula assesses the total cost of replenishment water in two ways:

- 15% on a gross basis, uniformly among all producers on each acre-foot produced;
- 85% on a net basis, on each acre-foot of production over a producer's share of the operating safe yield.

In fiscal year 1997-98, the Appropriative Pool members who participated in the 85/15 formula were assessed \$7.77043 per acre-foot for the gross 15% assessment and \$201.57750 per acre-foot for the 85% net assessment, respectively. In addition, each producer was assessed \$2.7283 per acre-foot to cover the budgeted administrative and special project costs for the pool.

F. Fiscal Year 1998-99 Watermaster Budget

A summary of the Fiscal Year 1998-99 Watermaster Budget as shown on page one of the Watermaster assessments for Fiscal Year 1998-99 is included in Appendix C. The budget was ratified by Watermaster on June 11, 1998. Many times Watermaster budgets are amended or modified during the process of developing the Watermaster assessment package and levying the subsequent fiscal year assessments. Finalized budgets are included in Appendix C depending on the Watermaster process.

G. Special Projects

Special projects are initiated by separate work orders (either verbal or written, as a result of some committee actions) and approved by the pool committees, the Advisory Committee and the Watermaster Board. Special projects are defined in the Judgment as projects to be undertaken for other than general administration of the Judgment. Additional special project funds are designated and budgeted as required to carry out the basin management plan. The new or existing special projects described below were approved for fiscal year 1998-99.

1. The Well Inspection and Meter Installation Project (for the Overlying Agricultural Pool)

This project was originally initiated in 1978, to provide a service to those parties under the Judgment who are required to purchase and install meters in order to accurately report well production. A renewed effort to accomplish this as part of the Judgment began in 1992. Since that time, approximately 650 to 700 active wells have been located and inspected. Following the field inspections, Watermaster staff made a recommendation regarding the type and placement of each meter for each well. The choices were either kilowatt hour, hour, or in-line flow meters. Wells either had meters installed or data was being accumulated through a kilowatt hour meter. Additionally, 250 wells in an inactive or abandoned status were also inspected during the project. The purpose of this project is to insure that all wells with an annual production of 10 acre-feet or greater are equipped with an operational and accurate measuring device.

To improve the accuracy of the reported production, the project also provided for plumbing modifications, repair of previously installed, non-functioning in-line flow meters, and installation of meters on previously unmetered wells. Additionally, owners and users were identified; well numbers were assigned; and each well was tagged, photographed and assigned the appropriate status. Each well inspection report is on file at the Watermaster business office.

2. The Metering Program

The Judgment, Paragraph 21, Measuring Devices and Paragraph 54, Administrative Expense, is intended to cause the testing and calibration of every propeller-type meter in the Chino Groundwater Basin, at least once every two years, in an effort to obtain more accurate production records on each well. In 1992, Paragraph 3.07.1 of the Watermaster Rules and Regulations, was added to require installation, testing and calibration of other meter types, such as kilowatt-hour on hour meters, on an annual basis.

3. The Monitoring Program

This project is comprised of two primary tasks, collecting water samples and obtaining water level readings. Task 1 is the portion of the program necessary to collect groundwater quality samples and water levels, and to extract data from the DHS (Department of Health Services) and the RWQCB (Regional Water Quality Control Board) records.

This task represents the majority of Watermaster staff effort in this regard. Water quality sample data was collected from over 60 agricultural wells. Water level data was obtained on over 300 agricultural wells. This program allowed the agricultural producers to avoid the imposition of individual monitoring requirements by the RWQCB in the past.

Task 2 consists of compiling lab data, checking the data for accuracy and completeness, preparing maps showing TDS, groundwater level and nitrate contours, and preparing the necessary monitoring reports.

An integral part of the monitoring program is to precisely locate the wells with GPS (global positioning system) equipment. This information is being gathered for over 1,000 wells in the Chino Groundwater Basin. By the end of the fiscal year, data had been collected on 600 wells. This data fixes the position of each well with longitude and latitude coordinates within an accuracy of two meters. The water quality and water level monitoring data and the GPS well positioning data is entered in the Watermaster database and will eventually be used to improve the accuracy of the various models and analytical tools used by Watermaster engineers.

4. TDS/Nitrogen Study

The purpose of this study, which is being managed by SAWPA (Santa Ana Watershed Project Authority), is to reevaluate the wasteload allocations, the basin plan objectives, and zones established for the Santa Ana River and the surrounding groundwater basins. In 1994, the RWQCB (Regional Water Quality Control Board) updated the Basin Plan for the Santa Ana River Watershed. The allowable reclaimed water use, the surface and groundwater TDS and nitrogen objectives, the groundwater basin and sub-basin boundaries, and the various

beneficial uses that must be protected and preserved are established in the Basin Plan.

Following are some of the tasks to be completed in this study:

- Identify the effect on receiving and downstream water quality and quantity from increased reclamation by type of reclamation use.
- Determine the impact of changes on the quality of receiving water in groundwater basins.
- Compare any proposed water quality changes to existing legal and institutional arrangements to determine if changes in water quality objectives can be made, and determine if the evidence supports a change.
- Recommend appropriate basin/sub-basin boundaries (based on water quality, manageability and hydrology).
- Identify the impact of changes in objectives on the basins, the river reaches and the on-off river areas.

Additional participation was approved by Watermaster in 1997. Phase 1B included the following tasks:

- Develop hydrologic methods.
- Develop socio-economic impact methods.
- Develop water quality monitoring plan(s).
- Support regulatory approval process.

5. Chino Basin Recharge Master Plan

Approved in 1995 and undertaken in cooperation with the CBWCD (Chino Basin Water Conservation District), Watermaster participated in the preparation of a Chino Basin Recharge Master Plan. The study was conducted by Wildermuth Environmental, Inc. and the Phase 1 Final Report was completed in January 1998. The objective of the Recharge Master Plan is to evaluate local recharge capabilities based on a range of estimated percolation rates and recommend research and engineering studies to be conducted in later phases.

Phase I included initial screening and assessment to estimate the amount of runoff currently recharged and the amount of additional recharge that could occur at new and existing spreading basins. A list of promising spreading basins was developed. The Phase I final report:

- Describes existing and potential spreading facilities.
- Developed recharge estimates.
- Analyzed the current Chino Basin safe yield.
- Developed a recommendation for Phase 2.

Phase 2 was to consist of site specific investigations including percolation monitoring and the preparation of cost estimates for developing and managing these basins. As a result of discussions during the year, CBWCD (Chino Basin Water Conservation District) and Watermaster staff recommended identification of high priority recharge projects and collection of site-specific data at some of the most promising sites. Staff gages were installed and some core borings were made at specific spreading locations. Additionally, the Watermaster and the

CBWCD collaborated on projects that could provide immediate benefits as well as collect necessary data.

6. Chino Basin Surface Water Quality Testing Program

During fiscal year 1996-97, the Watermaster approved participation in a surface water quality-testing program undertaken in cooperation with the Conservation District to collect and analyze surface water quality in the spreading basins. The program consisted of taking a specified number of samples of water in various spreading basins located within the groundwater basin after the occurrence of local rainstorms. During fiscal year 1997-98, Watermaster and CBWCD staff collected 192 samples. The samples were then sent to an independent laboratory and analyzed for water quality. The lab results were sent to Wildermuth Environmental, Inc. to be included in the groundwater monitoring report. As part of this process, Watermaster staff entered the lab data in a program written by Mr. Wildermuth to check the sample cation/anion balance. The Groundwater Monitoring Report covering fiscal years 1995-96 and 1996-97 was received in October 1997.

7. Optimum Basin Management Program

On February 19, 1998, the Honorable Judge J. Michael Gunn ruled that the Watermaster must develop an OBMP (Optimum Basin Management Program) by September 30, 1999. Development of the OBMP requires three parallel processes: institutional, engineering, and financial. The institutional process defines the management agenda, directs the engineering and financial processes, and builds an institutional consensus for OBMP implementation. The engineering process develops planning data and evaluated the technical and economic performance of the OBMP proposals. The financial process develops alternative financing plans for the OBMP through its evolution. These processes provide feedback to each other during the OBMP development process.

The institutional process consists of the following tasks:

- Task 1 Identify needs and interests of interested parties.
- Task 2 Establish a meeting schedule necessary to complete OBMP within the time frame allocated.
- Task 3 Develop and refine the scope of work based on identified needs.
- Task 4 Identify early implementation actions and develop a list of potential program elements of the OBMP to balance needs and interests expressed.
- Task 5 Evaluate program elements and develop recommended management and implementation plan.

The first three tasks were completed with the submission of the recommended scope of work to the Special Referee and the Court. Task 4 was begun in June 1998 with several early implementation actions items having already been approved and with initial management concepts submitted to begin the list of potential components of the OBMP. The management

concepts being submitted represent concepts or implementation plans that describe the parties' vision of the OBMP. Submissions of management concepts were scheduled to continue into July and August of 1998 and reflected the needs and interests that were previously identified for the OBMP. All proposals submitted were to be discussed and listed.

Task 5 will determine those proposals that appear the most promising. They will then be forwarded to the engineering and financial consultants for reconnaissance level, technical, economic and financial analyses. The results of the engineering and financial analyses will be submitted back to the producers and Watermaster for review. This process is anticipated to be lengthy and iterative and should continue as long as necessary within the time constraints described in the Judge's ruling.

Working together, the producers and the Watermaster Board will, by the conclusion of Task 5, recommend an Optimum Basin Management Program. The recommendation will include a proposed implementation plan.

The engineering process consists of the following tasks:

- Task 1 Develop Optimum Basin Management Program Criteria.
- Task 2 Assess the Current State of the Basin.
- Task 3 Prepare Sections 1, 2, and 3 of the OBMP document.
- Task 4 Develop the Components of the OBMP.
- Task 5 Develop an Implementation Plan
- Task 6 Finalize the OBMP Document.

Tasks 1 and 2 define the basin problems, planning environment, and the needs and interests of the basin producers. It is expected that Tasks 1, 2 and 3 will be completed early in fiscal year 1998-99. Additionally, Sections 1, 2 and 3 (Task 3) are expected to be completed and drafts will be forwarded to the Special Referee for review. The goals and objectives for the OBMP were circulated among the members of Watermaster, the producers, the special referee and other interested parties and should be finalized by November of 1998. A matrix was developed that contains the goals, impediments to the goals, action items to achieve the goals and the implication of the action items. This matrix will be used to define the necessary program elements of the OBMP. Tasks 4 and 5 are engineering efforts to develop these elements and to describe the implementation process. The final OBMP document will be developed in Task 6.

The financial process will develop financing plans for the individual program elements within the OBMP and where appropriate combinations of OBMP elements. The financial process includes the following activities:

- Review the economic analyses of the elements of the OBMP.
- List the available funding sources that may be appropriate.
- Describe the terms and conditions for these sources.

- Describe the requirements and procedures for obtaining funding from these sources.
- Describe the timeline for obtaining funding from these sources.
- Develop a robust financial plan for the final OBMP including:
 - Palette of funding sources.
 - Administrative activities.
 - Institutional activities (lobbying, partnering, etc.)

For additional information, contact the Watermaster office.

H. Mailing Lists

Mailing lists of the active parties are updated on a routine basis through the use of the United States Post Office "Address Correction Requested Service," whereby any address change reported to them is provided to Watermaster after each mailing. File changes are made upon receipt of notice from the post office and from other sources of address change. A current listing of active parties is available for review upon request.

I. New Party Interventions

New Party Interventions are accumulated on a regular basis as land ownership changes or new parties begin production. Changes in ownership are most frequently discovered during the production reporting and well inspection processes. New party production is normally discovered when Watermaster staff locates new wells during routine field inspections. Parties who no longer own property with water production facilities are considered inactive and are accounted for as such. During fiscal year 1997-98, three petitions for intervention were received and approved with a recommendation they be forwarded to the Court for confirmation, as part of the Annual Report. (See Appendix J.)

J. Redetermination of the Chino Groundwater Basin's Safe Yield

On June 30, 1998, the Chino Basin Watermaster Program closed its Twenty-first year of operation under the Judgment. Beginning June 30, 1982 redetermination of the Chino Groundwater Basin's safe yield could be considered. There were no changes recommended during the fiscal year.

Pursuant to Exhibit I, Page 80, Paragraph 2b of the Judgment, Quantitative Limits: "In no event shall Operating Safe Yield in any year be less than the Appropriative Pool's share of Safe Yield, nor shall it exceed such share of Safe Yield by more than 10,000 acre-feet. The initial Operating Safe Yield is hereby set at 54,834 acre-feet per year. Operating Safe Yield shall not be changed upon less than five years notice by Watermaster." Pursuant to this provision of the Judgment, Watermaster hereby posts its fifteenth "Notice of Intent to Change the Safe Yield in the Chino Groundwater Basin" as shown in Appendix K.

V. RESOURCES MANAGEMENT

A. Quarterly Accounting of Water Production

Production request forms are mailed to users of all active wells in the Chino Basin on a quarterly basis. The Overlying (Agricultural) Pool's quarterly production was compiled from meter readings taken on those wells equipped with water measuring devices. On wells without measuring devices, a water duty method, which relates the acreage of crops grown or the number of animals maintained to water use in acre-feet, was used to compute the production for those users without measuring devices.

B. SBCFCD (San Bernardino County Flood Control District Agreement)

During fiscal year 1997-98 spreading activity increased due to the availability of high quality water from CBMWD through MWD (Metropolitan Water District). The expired agreement with the SBCFCD was attached to a spreading permit from the Flood Control District to allow the use of the spreading basins during the fiscal year. Negotiations on a new spreading agreement will commence when the OBMP is finalized (anticipated in October 1999).

C. San Sevaine Creek Water Project Agreement

During the past four years, the potential impact on the basin's natural recharge from the proposed San Sevaine Creek Water Project caused a considerable amount of concern among Watermaster Committee members. Several meetings were held with SBCFCD regarding the potential impact of channel lining. Concern was raised that the SBCFCD had not made an adequate demonstration that the project would mitigate the loss of storm flow recharge that now occurs through the existing unlined channels.

In January of 1998, SBFCD proposed allowing CalTrans to remove a substantial amount of material for construction of the I15/I30 interchanges from Basins 1 through 5. This could have adversely impact Watermaster's ability to spread water in Basins 1 through 5. Subsequently, after several meetings, alternative sources of fill were located for CalTrans and only Basin 5 from the San Sevaine Project is being used for this purpose.

D. Cyclic Storage Agreement

Cyclic storage is defined in the Uniform Groundwater Rules and Regulations Paragraph 1.2.2 Cyclic Storage, as the "pre-delivery of replenishment water." The Cyclic Storage Agreement with Metropolitan Water District (Met) was extended for an additional period of one year while the pool committees continued workshops regarding storage limits. The Sixth Amendment to the Cyclic Storage Agreement was approved by the Watermaster Board on March 5, 1998. The Agreement and a summary of the cyclic storage account activity during fiscal year 1997-98 are included as Appendices L and E-2 respectively.

E. Stringfellow Acid Pits

During fiscal year 1985-86, each pool committee addressed various mitigation measures in regard to the Stringfellow Acid Pits. The Committees determined the need for a cooperative effort throughout the water industry in dealing with contamination problems in the Chino Groundwater Basin. Pursuant to the Watermaster Advisory Committee's action, Watermaster petitioned the Court to allow the export of a maximum of 300 acre-feet of water annually. The Court approved the petition in November of 1985. During fiscal year 1997-98, 82.977 acre-feet of contaminated wastewater was removed and exported from the site. As of June 30, 1998, 496.977 acre-feet of contaminated water has been exported from the Stringfellow Acid Pits.

F. Local Water in Storage for Recapture/Sales/Transfers

Recapture, sales and transfers of water in local storage entered into among the Appropriative and Overlying (Non-Agricultural) Pool members during fiscal year 1997-98 totaled 19,443.915 acre-feet (see Appendix I-1).

G. Transfers or Leases of Water Rights

Water Rights Lease Agreements, negotiated among the Appropriative Pool members during fiscal year 1997-98 totaled 30,299.269 acre-feet (see Appendix I-2).

H. Assignments

Pursuant to the Judgment, Exhibit G, Paragraph 6, Assignment, "Any appropriator who may, directly or indirectly, undertake to provide water service to such overlying lands may, by an appropriate agency agreement on a form approved by Watermaster, exercise said overlying right to the extent, but only to the extent necessary to provide water service to said overlying lands."

Appendix I-3 included the quantities of water assigned in fiscal year 1997-98. Previously, assignments were not recorded in the Annual Report, however they were a part of the Summary of Groundwater Production filed with the Court each year.

I. Local Storage

1. Storage Limits

During fiscal year 1997-98, the pool committees continued to consider the establishment of storage limits and to consider what losses, if any, should be assigned to local water in storage. Due to the activities and workshops necessary to address transitioning to a new Watermaster and the development of an Optimum Basin Management Program, the process of setting storage limits and assigning losses continued into the next fiscal year. The Advisory Committee took action to cap the amount of water that could be stored to include water in storage as of June 30, 1997. During the fiscal year, storage management became an element of the OBMP and storage limits will be addressed as it is developed.

2. Local Storage Agreements

In fiscal year 1997-98, a Local Storage Agreement was approved in the amount of 34,023.843 acre-feet for Monte Vista Water District. No supplemental water was imported, either directly or by exchange to be stored under this agreement.

APPENDIX A-1

OVERLYING (AGRICULTURAL) POOL COMMITTEE
FISCAL YEAR 1997-98

<u>Regular Members</u>	<u>Alternate</u>	<u>Representing</u>
*George Borba Jr. Robert DeBerard, Chairman Rick Buffington	*John Borges Bernard (BJ) Teunissen Charles Davis, PIA/CIM** Frank Lopez, CIW	Dairy Grapes State of CA
*Jenny De Boer Dick Dykstra *Jack Hagerman	Arlan Van Leeuwen Darin Dykstra *Sheila Andersen *Fred Hector, CIW	Dairy Dairy State of CA, CIM
*Gene Koopman *Marilyn Levin, Deputy Atty General	*Mary Parente Douglas Noble, AG's Office Carlos Lozano, YTS	MPC State of CA
Dana Oldenkamp Jeff Pierson	Bob Feenstra Ray Allard	MPC Unitex/Corona Farms

*Newly elected members for a two-year term.

**Charles Davis replaced Robert Bridges.

Committee members from the State of California waive compensation.

At the Annual meeting it was decided that alternates would be selected to represent specific agricultural interests.

APPENDIX A-2

OVERLYING (NON-AGRICULTURAL) POOL COMMITTEE
FISCAL YEAR 1997-98

<u>Member Entity</u>	<u>Representative</u>
Ameron	Mark Ward
Angelica Rental Service	Eric Vaughn
California Steel Industries (CSI)	*Steve Arbelbide, Chairman
Calmat (Conrock)	George Cosby
General Electric Company	Debra Hankins
Kaiser Ventures Inc. (KVI)	*Lee Redmond III
Mobile Community Management For Swan Lake Mobile Home Park	David Starnes
Praxair	Mike Stenberg
San Bernardino Cnty Dept. of Airports	Robert Olislagers
Sunkist Growers Inc.	David Cooper
*Mountain Vista Power Generation Co	*Victor Barrion, Vice-Chairman *Rick Darnell
Space Center Mira Loma	Michael Thies
California Speedway	Les Richter
<i>*Advisory Committee Representatives</i>	

George Cosby replaced Scott Wilcott during FY97-98. SCE was purchased by Mountain Vista Power Generation Company. Watermaster approved the intervention on May 27, 1998 and it will be forwarded to the Court as part of this 21st Annual Report.

APPENDIX A-3

APPROPRIATIVE POOL COMMITTEE
FISCAL YEAR 1997-98

<u>Member Entity</u>	<u>Representatives</u>
Arrowhead Mt. Springs Water Co.	Scott Hendrix
Chino Basin MWD	Mark Kinsey
*Chino, City of	Dave Crosley
*Chino Hills, City of	Ron Craig/ Jim Taylor
*Cucamonga County Water District	Robert DeLoach, Chairman
Fontana, City of	Not named**
*Fontana Union Water Company	Gerald Black
*Fontana Water Company	Mike McGraw
*Jurupa Community Services Dist.	Edwin James, Vice-Chairman
Los Serranos Country Club	Kevin Sullivan
Marygold Mutual Water Company	Bill Stafford
Monte Vista Irrigation Company	Harold Andersen
Monte Vista Water District	Joe Grindstaff**
Norco, City of	Joe Schenk
*Ontario, City of	Ken Jeske
Pomona, City of	Henry Pepper**
Pyrite Canyon Group	Daniel Bergman
*San Antonio Water Co.	Ray Wellington
Santa Ana River Water Co.	Arnold Rodriguez
San Bernardino, County of	Dulcie Crowder
Southern California Water Co.	Chet Anderson
*City of Upland	Jim Moody
West End Cons. Water Co.	Beverly Braden**
*West San Bern. County Water District	Anthony Araiza
<i>*Advisory Committee Representatives</i>	

** Joe Grindstaff resigned effective June 30, 98. Henry Pepper replaced Charles Sihler at Pomona and Ken Jeske replaced Mike Teal at Ontario, during FY97-98. No new representative was named for the City of Fontana. City of Upland took over management of West End Consolidated Water Company and Beverly Braden was named as the representative.

APPENDIX A-4

ADVISORY COMMITTEE
FISCAL YEAR 1997-98

Agricultural Pool

Regular Members

George Borba Jr., Dairy
Rick Buffington, State of CA, CIM
Robert DeBerard, Grapes,
Jenny DeBoer, Dairy
Dick Dykstra, Dairy
Jack Hagerman, State of CA
Gene Koopman, MPC, **Chairman**
Marilyn Levin, Deputy AG, State of CA
Dana Oldenkamp, MPC
Jeff Pierson, Unitex /Corona Farms

Alternate Members

John Borges, Dairy
Charles Davis, State of CA, PIA/CIM
Frank Lopez, State of CA, CIW
Bernard (BJ) Teunissen, Grapes
Arlan Van Leeuwen, Dairy
Darin Dykstra, Dairy
Sheila Anderson, State of CA, CIM
Fred Hector, State of CA, CIW
Mary Parente, MPC
Douglas Noble, AG's Office, State of CA
Carlos Lozano, State of CA, YTS
Bob Feenstra, MPC
Ray Allard, Unitex/Corona Farms

Non-Agricultural Pool

Member Entity

California Steel Industries
Mountain Vista Power Gen. Co.
Kaiser Ventures Inc.

Representative

Steve Arbelbide, 2nd Vice-Chairman
Vic Barrion/Rick Darnell
Lee Redmond III

Appropriative Pool

Member Entity

City of Chino
City of Chino Hills
City of Ontario
City of Pomona
City of Upland
Cucamonga County Water District
Fontana Union Water Company
Fontana Water Company
Monte Vista Water District
Jurupa Community Services Dist.
San Antonio Water Company
West San Bernardino County Water Dist.

Representative

Dave Crosley
Ron Craig
Ken Jeske
Henry Pepper
Jim Moody
Robert DeLoach, Vice-Chairman
Gerald Black
Mike McGraw
P. Joseph Grindstaff
Edwin James
Ray Wellington
A.W. Araiza

**Non-major Appropriator representatives*

APPENDIX B ⁽¹⁾

PRODUCTION BY POOL
(ACRE-FEET)

FISCAL YEAR	APPROPRIATIVE POOL	OVERLYING (AGRICULTURAL) POOL	OVERLYING (NON-AGRICULTURAL) POOL	TOTAL
74-75	70,312	96,567	8,878	175,757
75-76	79,312	95,349	6,356	181,017
76-77	72,707	91,450	9,198	173,355
77-78	60,659	83,934	10,082 ⁽²⁾	154,675
78-79	60,597	73,688	7,127	141,412
79-80	63,834	69,369	7,363	140,566
80-81	70,726	68,040	5,650	144,416
81-82	66,731	65,117	5,684	137,532
82-83	63,481	56,759	2,395	122,635
83-84	70,558	59,033	3,208	132,799
84-85	76,912	55,543	2,415	134,870
85-86	80,859	52,061	3,193	136,113
86-87	84,662	59,847	2,559	147,068
87-88	91,579 ⁽³⁾	57,865	2,958	152,042
88-89	93,617 ⁽⁴⁾	46,762	3,619	143,998
89-90	101,344 ⁽⁵⁾	48,420	4,856	154,620
90-91	86,658 ⁽⁶⁾	48,085	5,407	140,150
91-92	91,982 ⁽⁷⁾	44,682	5,240	141,904
92-93	86,367 ⁽⁸⁾	44,092	5,464	135,923
93-94	80,798 ⁽⁹⁾	44,298	4,586	129,682
94-95	93,419 ⁽¹⁰⁾	55,022	4,327	152,768
95-96	101,606 ⁽¹¹⁾	43,639	5,424	150,669
96-97	110,163 ⁽¹²⁾	44,809	6,309	161,281
97-98	97,435 ⁽¹³⁾	43,345	4,955 ⁽¹⁴⁾	145,735

(1) Assessed production or production reported in Annual Reports

(2) Includes 3,945 AF of mined water pumped by Edison as agent for CBMWD.

(3) Does not include 7,674.3 AF exchanged with MWD.

(4) Does not include 6,423.6 AF exchanged with MWD.

(5) Does not include 16,377.1 AF exchanged with MWD.

(6) Does not include 14,929.1 AF exchanged with MWD.

(7) Does not include 12,202.4 AF exchanged with MWD.

(8) Does not include 13,657.3 AF exchanged with MWD.

(9) Does not include 20,194.7 AF exchanged with MWD.

(10) Does not include 4,221.9 AF exchanged with MWD.

(11) Does not include 6,167.2 AF exchanged with MWD and reflects corrected production after reporting errors accounted for.

(12) There were no MWD exchanges in FY 96-97 and reflects corrected production after reporting errors were accounted for.

(13) Does not include 4,275.4 AF exchanged with MWD.

(14) Does not include 216.5 AF exchanged with MWD.

APPENDIX C

**SUMMARY OF ADMINISTRATIVE AND REPLENISHMENT ASSESSMENT BUDGETS
FISCAL YEAR 1998-99**

	ASSESSMENT TOTALS	APPROPRIATIVE POOL		AGRICULTURAL POOL		NON-AGRICULTURAL POOL	
		Amount	Ratios & Rates (\$/Acre Ft)	Amount	Ratios & Rates (\$/Acre Ft)	Amount	Ratios & Rates (\$/Acre Ft)
1996/97 Production in Acre Feet & Exchanges	160,869,528	109,751,430	68.224%	44,809,364	27.854%	6,308,734	3.922%
1997/98 Production & MWD Exchange in Ac	150,226,482	101,710,225	67.705%	43,344,680	28.853%	5,171,577	3.442%
ADMINISTRATIVE BUDGET							
GENERAL & ADMINISTRATION							
Watermaster Admin./Joint Watermaster-Advisory C	\$902,156	\$610,805		\$260,298		\$31,053	
Pool Administration	112,408	48,982		51,268		12,158	
TOTAL GENERAL & ADMINISTRATION	\$1,014,564	\$659,787	\$6.4869	311,566	\$7.1881	\$43,211	\$8.3555
ONGOING SPECIAL PROJECTS							
Meter Testing Program - Admin (1)	15,152	10,259		4,372		522	
Meter Testing Program - Pool Specific	48,950	11,744		33,312		3,894	
Monitoring - Admin. (1)	17,482	11,836		5,044		602	
Monitoring - Pool Specific	99,401	3,344		94,563		1,494	
TDS/Nitrogen - Admin (1)	4,040	2,735		1,166		139	
TDS/Nitrogen - Pool Specific	1,152	384		384		384	
TOTAL SPECIAL PROJECTS	186,177	40,302	0.3962	138,841	3.2032	7,035	1.3603
TOTAL ADMINISTRATIVE BUDGET	1,200,741	700,089	6.8831	450,407	10.3913	50,246	9.7158
Add: 33% Operating Reserve	396,245	231,029	2.2714	148,634	3.4291	16,581	3.2062
OPTIMUM BASIN MANAGEMENT PLAN	561,379	380,082	3.7369	161,975	3.7369	19,323	3.7364
SUB-TOTAL	2,158,365	1,311,200	12.8914	761,016	17.5573	86,150	16.6584
97/98 Admin Projects Budget Carryovers	14,300	9,682	0.0952	4,126	0.0952	492	0.0951
97/98 Pool Project Budget Carryover: Metering	52,500			52,500	1.2112		
97/98 Pool Project Budget Carryover: TDS/Nitro	14,250	9,000	0.0885	4,500	0.1038	750	0.1450
TOTAL 98/99 BUDGET							
TOTAL 98/99 BUDGET, 97/98 CARRYOVER & 99	2,239,415	1,329,882	13.0752	822,142	18.9675	87,392	16.8986
Plus or (Minus): 97/98 Administrative Assessment	(6,577)	(1,796)	(0.0177)	(4,194)		(587)	(0.1135)
Less: Local Agency Subsidies							
Ram Tool Project	(780)	(528)	(0.0052)	(225)		(27)	(0.0052)
Optimum Basin Mgmt Program	(46,250)	(31,314)	(0.3079)	(13,345)		(1,592)	(0.3078)
97/98 Appropriative Pool Interest Revenue	(204,689)	(204,689)	(2.0125)				
Reserves for Carry-Over Projects	(81,050)	(18,682)	(0.1837)	(61,126)	(1.4102)	(1,242)	(0.2402)
CASH DEMAND for Fiscal Year 1998/99	\$1,900,069	1,072,873	10.5482	743,252	17.5573	83,944	16.2319
Funds on Hand for Admin. Assts 7/1/98 (2)		(282,385)	(2.7764)	(20,000)	(0.4614)	(33,008)	(6.3826)
Projected Cash deficit (excess) at end of Fiscal Year 1998/1999		\$790,488	\$7.7718	\$723,252	\$17.0959	\$50,936	\$9.8493
RECOMMENDED 1998/1999 ASSESSMENTS:							
General Administration Assessments	Per Acre Foot		\$7.7720		\$0.0000	Per Producer	\$9.8493
Minimum Assessments	Per Producer		5.0000		0.0000		5.0000
Water Reallocation Costs (Revenues) (3)	Per Acre Foot			\$19.0376			

(1) Total Costs have been allocated to Pools by actual 97/98 production percentages.

(2) Cash on Hand for App. Pool is June 30, 1998 Working Capital less interest revenue and less funds shown as

Cash in Hand for the Appropriative Pool and Ag Pool for Carryover Projects.

Cash on Hand for Agricultural Pool is the balance of funds assessed in 97/98 for Special Projects carried over to 98/99.

Cash on Hand for Non-Ag. Pool is June 30, 1998 Working Capital.

(3) Appropriative Pool members have agreed to assume the Ag Pool's 1998/99 administrative assessments in exchange

for unpumped Ag water reallocated to the Appropriative Pool following the 1997/98 production year. (Per Minute action by the Appropriative

Pool at their meeting of June 7, 1988) Costs have been allocated to each Appropriative Pool member based on its share of Initial Operating Safe Yield

APPENDIX D

**SUMMARY OF
REALLOCATION OF UNPRODUCED OVERLYING (AGRICULTURAL) POOL
SAFE YIELD FROM PRODUCTION YEAR 1996-97
TO THE APPROPRIATIVE POOL FOR USE
IN FISCAL YEAR 1997-98**

MEMBER	LAND USE CONVERSIONS		BALANCE AVAILABLE (AF)	TOTAL REALLOCATED (AF)
	FIRST 50%	REMAINING 50% (AF)		
Chino, City of	1,791.335	530.606	1,733.565	4,055.506
Chino Hills, City of	718.986	277.733	907.392	1,904.111
Cucamonga County Water District	598.364	476.096	1,555.474	2,629.934
Fontana Union Water Company		841.414	2,749.021	3,590.435
Jurupa Community Services District	3,197.753	271.115	885.773	4,354.641
Marygold Mutual Water Company		86.199	281.625	367.824
Monte Vista Water District	36.595	634.534	2,073.112	2,744.241
Monte Vista Irrigation Company		89.020	290.840	379.860
Norco, City of		26.511	86.615	113.126
Ontario, City of	869.726	1,496.090	4,887.940	7,253.756
Pomona, City of		1,475.312	4,820.055	6,295.367
San Antonio Water Company		198.213	647.591	845.804
Santa Ana River Water Company		171.180	559.270	730.450
Southern California Water Company		54.125	176.833	230.958
Upland, City of		375.199	1,225.830	1,601.029
West End Consolidated Water Company		124.660	407.284	531.944
West San Bernardino County Water District		84.752	276.898	361.650
TOTALS	7,212.759	7,212.759	23,565.118	37,990.636

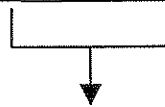
Source: FY 1998-99 Assessment Package

APPENDIX E-1

**SUMMARY OF MWD DELIVERIES ⁽¹⁾
(ACRE-FEET)**

FISCAL YEAR 1997-98

DATE	WATER FACILITIES AUTHORITY CB 12					CB 1	CB 7 & CB 16	TOTAL	PM 15
	UPLAND	CHINO	CHINO HILLS	MVWD	ONTARIO ⁽³⁾	SCE	CCWD		POMONA ⁽²⁾
July	633.3	491.8	1,514.4	356.5	1,171.0	0.0	2,067.4	6,234.4	1,017.0
August	783.1	540.8	1,539.3	437.4	1,081.0	24.9	2,420.3	6,826.8	1,205.0
September	633.5	518.1	1,393.6	340.5	941.5	43.3	2,068.3	5,938.8	846.0
October	295.8	375.3	1,170.7	132.3	844.5	0.0	1,758.2	4,576.8	415.0
November	56.4	298.9	704.0	96.7	441.0	0.0	1,681.3	3,278.3	72.0
December	244.3	264.3	377.2	86.8	0.0	45.2	1,631.8	2,649.6	3.0
January	530.9	231.4	368.8	158.4	0.0	67.9	1,420.8	2,778.2	198.0
February	476.3	195.4	328.4	451.0	0.0	57.2	1,058.5	2,566.8	1,066.7
March	0.0	261.4	490.4	536.8	0.0	46.1	1,116.5	2,451.2	576.0
April	0.0	286.6	575.5	158.4	0.0	0.0	1,320.2	2,340.7	131.0
May	0.0	362.5	793.9	184.1	0.0	0.0	1,280.0	2,620.5	57.0
June	1.3	355.8	1,020.1	371.0	266.7	0.0	1,281.5	3,296.4	148.0
TOTAL	3,654.9	4,182.3	10,276.3	3,309.9	4,742.7	284.6	19,104.8	45,558.5	5,732.7



Total MWD direct deliveries used in Chino Basin (including Pomona): 51,291.200

- (1) A breakdown of categories of water is available upon request. Watermaster replenishment not included. Includes water exchanged with MWD.
- (2) Figures reflect 37.8% of the total MWD water delivered that was used over the Chino Basin (based on estimated land area physically located within the Chino Basin adjudicated boundary).
- (3) During FY97-98 Ontario did not take any deliveries through its CB-2 connection.

APPENDIX E-2

**SUMMARY OF COOPERATIVE, REPLENISHMENT AND CYCLIC ACTIVITIES
FISCAL YEAR 1997-98**

(ACRE-FEET)

COOPERATIVE ACTIVITY		DIRECT REPLENISHMENT ACTIVITY			CYCLIC ACTIVITY		TOTAL
MONTH	PRODUCED FROM COOPERATIVE	CB-13T SAN SEVAINE	CB-14T ETIWANDA	CB-59T MONTCLAIR	CYCLIC DELIVERED BY EXCHANGE	PRODUCED FROM CYCLIC	
July	0	0	0	0	0	0	0
August	0	0	0	0	0	0	0
September	0	0	0	0	0	0	0
October	0	0	0	1,981.5	0	0	0
November	0	0	0	1,649.5	0	0	0
December	0	0	0	2,017.1	51.5	0	0
January	0	0	0	327.8	668.9	0	0
February	0	0	0	0	2,136.1	0	0
March	0	0	0	0	1,635.4	0	0
April	0	0	0	997.1	0	0	0
May	0	0	0	441.2	0	0	0
June	0	0	0	908.4	0	0	0
TOTAL	0	0	0	8,322.6	4,491.9	0	4,491.9

Cyclic storage balance as of June 30, 1997	33,765.6	Cooperative storage balance as of June 30, 1997	1,697.3
Direct deliveries by spreading: 97-98	0.0	Deliveries into account	0.0
Deliveries by exchange: 97-98	4,491.9		
Produced during 1997-98:	0.0	Produced during 1997-98	0.0
BALANCE as of June 30, 1998	38,257.5	BALANCE as of June 30, 1998	1,697.3

BREAKDOWN OF MWD CYCLIC ACTIVITY

	SCE	MVWD	UPLD	POMONA	NORCO	TOTAL
Dec	45.2				6.3	51.5
Jan	68.0	158.4	244.3	198.2	0.0	668.9
Feb	57.2	451.0	530.9	1,066.7	30.3	2,136.1
Mar	46.1	536.8	476.3	576.2	0.0	1,635.4
Total	216.5	1,146.2	1,251.5	1,841.1	36.6	4,491.9

MVWD has 1,697.3 AF in its Cooperative Storage Account with Met. There were no additional deliveries into cooperative storage during FY 97-98.

APPENDIX F

**SUMMARY OF OTHER IMPORTED SUPPLIES
FISCAL YEAR 1997-98**

(ACRE-FEET)

MEMBER	OTHER BASINS	SURFACE DIVERSIONS	OTHER IMPORTED SURFACE DIVERSIONS	RECYCLED WATER ⁽¹¹⁾
Chino Basin Municipal Water District ⁽¹⁾				1,260
Cucamonga County Water District ⁽²⁾	9,461	6,883		
Fontana Water Company ⁽³⁾	15,062	6,418		
Marygold Mutual Water Company ⁽⁴⁾			1,283	
Metropolitan Water District ⁽⁵⁾			46,816	
Pomona, City of ⁽⁶⁾	3,156	1,778		
San Antonio Water Company ⁽⁷⁾	1,658	3,832		
State of California, CIM ⁽⁸⁾				899
West End Consolidated. Water Co ⁽⁹⁾	4,320			
West San Bernardino CWD ⁽¹⁰⁾	5,693	1,428		
	39,350	20,339	48,099	2,159

TOTAL **106,360** (see footnotes 10 and 11)

- (1) Chino Basin Municipal Water District delivered 689.7 AF to Whispering Lakes Golf Course and 570.1 AF for use at El Prado Park and Golf Course.
- (2) Includes water produced from Cucamonga Basin and local runoff captured from Day Creek, Deer Canyon and water treated at WTP's.
- (3) Includes water pumped from other basins and Lytle Creek surface water production.
- (4) Includes 1283 AF produced from wells owned by the City of Rialto, located in the Rialto Basin.
- (5) Includes total MWD water delivered to IEUA service area (51,291 AF as shown on E-2 and 16.5 AF direct spreading into Cyclic account). Excludes 5,732.7 AF delivered to Pomona which is shown separately and 4,491.9 exchanged into cyclic.
- (6) Includes 800 AF from Pomona Basin, 2,097 AF from Claremont Basin and 5,733 AF MWD water delivered to Pomona through Three Valleys MWD and used in Chino Basin.
- (7) Includes water from Cucamonga Basin, Claremont Basin, the San Antonio Tunnel and the Main Box.
- (8) Recycled wastewater that was applied to fields, including water held in storage ponds.
- (9) Includes 3,620 AF from Claremont Heights Basin and 700 AF from Cucamonga Basin.
- (10) Includes 1,428 AF delivered to City of Rialto (shown only not included in summary as it is not in CBWM boundary, and 5,693 AF delivered in "meter book" service area.
- (11) Recycled water totals are not included in summary total as it is not an "imported" supply as are the other quantities of water shown.

APPENDIX G

TOTAL WATER USED WITHIN CHINO BASIN ⁽¹⁾

(ACRE-FEET)

FISCAL YEAR	CHINO BASIN EXTRACTIONS ⁽²⁾	OTHER IMPORTED SUPPLIES ⁽³⁾	TOTAL
1974-75	175,757	49,383	225,140
1975-76	181,017	57,686	238,703
1976-77	173,355	55,765	229,120
1977-78	154,675	61,567	216,242
1978-79	142,412	75,864	217,276
1979-80	140,566	70,727	211,293
1980-81	144,416	77,765	222,181
1981-82	137,532	67,491	205,023
1982-83	122,635	76,000	198,635
1983-84	132,799	99,257	232,056
1984-85	134,870	92,952	227,822
1985-86	136,113	114,624	250,737
1986-87	147,068	126,493	273,561
1987-88	152,402	116,175	268,577
1988-89	143,998	128,167	272,165
1989-90	154,620	139,004	293,624
1990-91	140,151	116,493	256,644
1991-92	141,904	104,480	246,384
1992-93	135,923	117,205	253,128
1993-94	129,682	136,038	265,720
1994-95	152,768	116,797	269,565
1995-96	150,669	130,494	281,163
1996-97	161,281 ⁽⁴⁾	115,031	276,312
1997-98	145,735	106,360	252,095

- (1) Total includes water used over Cucamonga Basin.
- (2) Source: Watermaster Assessment Packages. Total production in Appropriative Pool of 97,218 AF(excludes exchanges) plus Non-Ag production (excludes exchanges and a portion of GE production) of 5,171.577 AF and Ag Pool production in the amount of 43,344.680 AF.
- (3) Total does not include recycled water, cyclic deliveries, water delivered by exchange, or water from direct spreading that was used for replenishment (see Appendices E, E-2 and F).
- (4) Reflects corrected production after reporting errors were accounted for.

APPENDIX H

**LOCAL STORAGE ACCOUNT STATUS
FISCAL YEAR ENDED JUNE 30, 1998**

APPROPRIATIVE POOL	NO. #	DATE OF AGREEMENT(S)	AMOUNT OF AGREEMENT(S)	AMOUNT IN STORAGE	TOTAL
Chino, City of	12	01/23/85	15,000.000	2,775.327	2,775.327
Chino Hills, City of	18.1	04/06/88	15,000.000	18,394.620	18,394.620
Cucamonga County Water District	10	05/30/84	5,000.000	5,000.000	39,664.371
	10.1	05/06/87	5,000.000	5,000.000	
	10.2	04/06/88	20,000.000	20,000.000	
	10.3	06/07/89	50,000.000	9,664.371	
Fontana Water Company	28	08/05/92	5,000.000	0.014	0.014
Jurupa Community Services District	30	07/06/94	20,000.000	8,636.749	8,636.749
Marygold Mutual Water Company	16.3	07/07/93	2,000.000	1,853.069	1,853.069
Monte Vista Irrigation Company	17	05/07/89	500.000	500.000	5,444.148
	17.1	06/06/90	2,500.000	4,944.148	
Monte Vista Water District	27	08/05/92	2,500.000	2,500.000	5,336.477
	27.1	08/14/97	34,023.843	2,836.477	
Norco, City of	31.0	11/02/94	2,000.000	0.000	0.000
Ontario, City of	11	06/07/89	10,000.000	10,000.000	10,000.000
	11.1	07/06/94	20,000.000	0.000	
Pomona, City of	15.1	04/06/88	13,000.000	0.000	29,616.045
	15.2	06/06/90	10,000.000	10,000.000	
	15.3	08/05/92	10,000.000	10,000.000	
	15.4	07/07/93	10,000.000	9,616.045	
San Antonio Water Company	3	08/15/80	2,500.000	2,175.000	19,369.371
	3.1	11/05/86	2,500.000	2,500.000	
	3.2	04/06/88	10,000.000	14,694.371	
Santa Ana River Water Company	20	05/06/87	1,500.000	271.977	271.977
Southern California Water Company	23	12/07/88	500.000	1,294.613	1,294.613
Upland, City of	24	04/05/89	1,000.000	0	9,600.221
	24.1	06/06/90	8,000.000	9,600.221	
West End Consolidated Water Company	13.2	08/05/92	6,000.000	6,964.961	6,964.961
West San Bernardino County Water District	25	01/10/91	3,000.000	1,683.442	1,683.442
Watermaster	29	08/05/92	10,000.000	29,620.946	29,620.946
Total Appropriative Pool			296,523.843	190,526.350	190,526.350

OVERLYING (NON-AGRICULTURAL) POOL

Ameron	6	03/30/83	100.000	100.000	1,177.016
	6.1	04/06/88	500.000	500.000	
	6.2	08/05/92	500.000	577.016	
Calmat	1	06/30/79	1,589.220	1,589.220	6,344.510
	1.1	05/30/84	1,589.220	1,589.220	
	1.2	02/07/90	1,589.220	3,166.070	
Kaiser Ventures Inc.	9.1	10/07/87	15,000.000	9,236.496	9,236.496
Praxair	8.2	04/06/88	3,000.000	2,306.440	2,306.440
SCE	14.1	04/06/88	5,000.000	3,616.345	3,616.345
Space Center Mira Loma	4	03/31/82	100.000	100.000	449.868
	4.1	11/05/86	200.000	349.868	
Sunkist Growers Inc.	7	03/31/83	2,500.000	2,500.000	6,401.184
	7.1	11/05/86	5,000.000	3,901.184	
Swan Lake	21	05/06/87	300.000	300.000	1,539.044
	21.1	05/06/91	500.000	1,239.044	
Total Overlying (Non-Agricultural) Pool			37,467.660	31,070.903	31,070.903
*Total			333,991.503	221,597.253	221,597.253

*Total Agreements now reflects the actual amount of storage agreements entered into where storage occurred. The agreements that expired during the last 5 years which were never utilized have been removed from the list.

APPENDIX I-1

**LOCAL WATER IN STORAGE
RECAPTURES, SALES AND TRANSFERS
FISCAL YEAR 1997-98**

(ACRE-FEET)

FROM	TO	USE*	TRANSFERS	SALES	RECAPTURES
Cucamonga CWD	Fontana WC	2		9,773.690	
Cucamonga CWD	CBWM	3		3,572.000	
Cucamonga CWD	SCE	1		1,800.000	
Marygold MWC	Fontana WC	2		1,200.000	
City of Pomona	City of Pomona	2			576.377
San Antonio Water Company	JCSD	2		325.000	
So Cal Water Company	CBWM	3		750.000	
City of Upland	CBWM	3		1,446.848	
				18,867.538	576.377

Total: 19,443.915

Use*

- (1) placed in storage
- (2) offset production
- (3) satisfy replenishment

APPENDIX I-2

TRANSFERS/LEASES
FISCAL YEAR 1997-98

(ACRE-FEET)

FROM	TO	TYPE	USE*	AMOUNT	TOTAL
Cucamonga CWD	Jurupa CSD	L	4	1,575.000	1,575.000
Fontana Union WC	Cucamonga CWD	L	3	10,065.564	10,065.564
Monte Vista IC	City of Ontario	L	4	500.000	500.000
City of Pomona	City of Ontario	L	4	5,858.705	5,858.705
City of Pomona	City of Ontario	L	4	4,800.000	4,800.000
City of Pomona	Jurupa CSD	L	4	2,000.000	2,000.000
San Antonio WC	City of Ontario	L	5	2,500.000	2,500.000
Santa Ana River WC	Jurupa CSD	L	5	1,500.000	1,500.000
West SB Cnty WD	Ontario	L	4	1,500.000	1,500.000

Total Transfers/Leases 30,299.269

* Use

- (1) replenishment
- (2) MWD Cyclic
- (3) operating yield
- (4) offset production

APPENDIX I-3
ASSIGNMENTS
FISCAL YEAR 1997-98
(ACRE-FEET)

FROM	TO	USE*	AMOUNT	TOTAL
City of Chino	County of SB Airport Dept	2	133.870	133.870
Fontana Water Company	Praxair Inc.	2	174.090	174.090
	California Steel Industries	2	1,300.000	1,300.000
Jurupa CSD	Swan Lake (by MCM Co)	2	228.355	228.355
	City of Norco	2	206.907	206.907
	Santa Ana River Water Co	2	490.792	490.792
	Space Center Mira Loma	2	33.200	33.200
City of Ontario	Sunkist Growers, Inc.	2	588.160	588.160

Total Agency Agreements for Provision of Water Service 3,155.374

*Use

(1) Annual assignment of production for receipt of same amount of water.

APPENDIX J
NEW PARTY INTERVENTIONS
APPROVED IN
FISCAL YEAR 1997-98

Overlying (Non-Agricultural) Pool

Mountain Vista Power Generation Company L.L.C.

Overlying (Agricultural) Pool

Louis Badders
Paul Russavage

Appropriative Pool

These Petitions were approved through the Watermaster process during FY97-98.

APPENDIX K

**WATERMASTER'S "NOTICE OF INTENT"
TO CHANGE THE OPERATING SAFE YIELD
OF THE CHINO GROUNDWATER BASIN**

PLEASE TAKE NOTICE that on this 30th day of June 1998, Chino Basin Watermaster hereby files this 'NOTICE OF INTENT' to change the operating safe yield of the Chino Groundwater Basin pursuant to the Judgment entered in Chino Basin Municipal Water District v. City of Chino, et al., San Bernardino Superior Court, Case No. RCV 51010 (formerly Case No. 164327) (Exhibit I, Paragraph 2b, Page 80).

Approved by the
Watermaster Advisory Committee

CHINO BASIN WATERMASTER

By: *Gene Koopman*
Chairman

By: *Robert Neufeld*
Robert Neufeld, President

ATTEST:

By: *Josephine Johnson*
Josephine Johnson, Secretary

APPENDIX L

SIXTH AMENDMENT TO THE
CHINO BASIN CYCLIC STORAGE AGREEMENT

This Amendatory Agreement (hereinafter "Amendment") is made as of _____ 1998, by and between the Metropolitan Water District of Southern California (hereinafter "Metropolitan"), the Inland Empire Utilities Agency, a municipal water district (hereinafter "Inland") and the Chino Basin Watermaster (hereinafter "Watermaster"). Chino Basin Municipal Water District was renamed Inland Empire Utilities Agency, a municipal water district, as of July 1, 1998, and is referred to as "Inland" in this Amendment.

RECITALS

WHEREAS, the parties to this Amendment entered into an agreement titled Chino Basin Cyclic Storage Agreement, (hereinafter, "Agreement"), dated December 4, 1978, for the purpose of giving Metropolitan the right to store up to 100,000 acre-feet of State Project water in the Chino Basin;

WHEREAS, the Agreement has been extended by previous amendments to December 31, 1997;

WHEREAS, water stored under the Agreement is used to meet Inland's groundwater replenishment demands pursuant to specific criteria set forth in Article 6 of the Agreement;

WHEREAS, under its terms, the Agreement allows Metropolitan to deliver State Project water to the Chino Basin for spreading and percolation into the Chino Basin, and such quantities of water, less losses, are to be credited by the Watermaster to Metropolitan's Cyclic Storage Account;

WHEREAS, the parties to the Agreement are reviewing a number of policies and procedures that may affect the terms of storage and delivery of water under future amendments to the Agreement;

WHEREAS, the parties to the agreement desire to extend the term of the Agreement one year in order to continue the benefits that the Agreement provides while the aforementioned review is taking place;

NOW, THEREFORE, the parties hereby enter into this Amendment to the Agreement as follows:

COVENANTS

1. Article 9 (a) of the Agreement is hereby amended by extending the term of the Agreement to December 31, 1998.
2. This Amendment shall be effective as of January 1, 1998, and Watermaster shall petition the Court for ratification of such approval as a portion of its next Watermaster Annual Report.

IN WITNESS WHEREOF, the parties hereto have caused this Amendment to be duly executed by its authorized officers.

ATTEST:

THE INLAND EMPIRE UTILITIES AGENCY

By: _____

Secretary

APPROVED AS TO FORM:

Attorney for Inland Empire Utilities Agency

ATTEST:

THE METROPOLITAN WATER DISTRICT OF SOUTHERN CALIFORNIA

By: _____

Executive Secretary

Deputy General Manager

APPROVED AS TO FORM:

Gregory Taylor
General Counsel

General Counsel

(SEAL)

ATTEST:

THE CHINO BASIN WATERMASTER

By: _____

Secretary

APPROVED AS TO FORM AND EXECUTION:

Attorney for Watermaster

(SEAL)

APPENDIX M
COMPREHENSIVE
ANNUAL FINANCIAL REPORT
FOR THE
FISCAL YEAR ENDED
JUNE 30, 1998

CHINO BASIN WATERMASTER

Financial Statements

**Year ended June 30, 1998
(With Independent Auditors' Report Thereon)**

TABLE OF CONTENTS

	Page
<i>Financial Section</i>	
Independent Auditors' Report on Financial Statements	1
Balance Sheet – All Fund Types and Account Groups	2
Statement of Revenues, Expenditures and Changes in Fund Balance – Budget and Actual – General Fund	3
Notes to the Financial Statements	4 – 8
Combining Schedule of Revenue, Expenditures and Changes in Fund Balance – General Fund	9

Board of Directors
Chino Basin Watermaster
Rancho Cucamonga, California

INDEPENDENT AUDITORS' REPORT

We have audited the accompanying financial statements of Chino Basin Watermaster as of and for the year ended June 30, 1998, as listed in the accompanying table of contents. These financial statements are the responsibility of the Chino Basin Watermaster's management. Our responsibility is to express an opinion on these financial statements based on our audit.

We conducted our audit in accordance with generally accepted auditing standards. Those standards require that we plan and perform the audit to obtain reasonable assurance about whether the financial statements are free of material misstatement. An audit includes examining, on a test basis, evidence supporting the amounts and disclosures in the financial statements. An audit also includes assessing the accounting principles used and significant estimates made by management, as well as evaluating the overall financial statement presentation. We believe that our audit provides a reasonable basis for our opinion.

In our opinion, the financial statements referred to above present fairly, in all material respects, the financial position of Chino Basin Watermaster as of June 30, 1998 and the results of its operations for the year then ended in conformity with generally accepted accounting principles.

During the year ended June 30, 1998, Chino Basin Watermaster implemented GASB Statement No. 31 which changed the manner in which Chino Basin Watermaster accounts for investments, as discussed further in note 6 to the financial statements.

Our audit was made for the purpose of forming an opinion on the basic financial statements taken as a whole. The supplementary information listed in the accompanying table of contents is presented for purposes of additional analysis and is not a required part of the basic financial statements. Such information has been subjected to the auditing procedures applied in the audit of the basic financial statements, and, in our opinion, is fairly stated in all material respects in relation to the financial statements taken as a whole.

Conrad & Associates, L.L.P.

August 19, 1998

CHINO BASIN WATERMASTER

Balance Sheet - All Fund Types and Account Groups

June 30, 1998

<u>Assets</u>	General Fund	General Fixed Assets Account Group	Totals (Memorandum Only)	
			1998	1997
Cash (note 2)	\$ 18,894		\$ 18,894	\$ 9,687
Short-term investments (note 2)	3,216,953		3,216,953	1,355,226
Accounts receivable	72,964		72,964	21,779
Prepaid expenses	19,349		19,349	11,070
Refundable deposits	-		-	-
Restricted cash - deferred compensation				
Property and equipment, at cost (note 3)		\$ 114,982	114,982	89,769
Total assets	\$ 3,328,160	\$ 114,982	\$ 3,443,142	\$ 1,487,531
 <u>Liabilities and Fund Equity</u>				
Liabilities				
Unearned revenue	\$ 319		\$ 319	\$ 8,328
Accounts payable and accrued liabilities	430,616		430,616	144,285
Compensated absences payable (Note 4)	54,431		54,431	
Deferred compensation payable (Note 5)				
Total liabilities	485,366	-	485,366	152,613
Fund Equity				
Investment in general fixed assets		\$ 114,982	114,982	89,769
Fund balance:				
Reserved for:				
SB222 expenditures	157,659		157,659	157,659
Groundwater replenishment	1,652,282		1,652,282	109,341
Appropriative pool	566,882		566,882	542,570
Overlying agricultural pool (Note 7)	430,005		430,005	409,249
Overlying non-agricultural pool	33,008		33,008	23,534
Educational programs	2,958		2,958	2,796
Total fund equity	2,842,794	114,982	2,957,776	1,334,918
Total liabilities and fund equity	\$ 3,328,160	\$ 114,982	\$ 3,443,142	\$ 1,487,531

CHINO BASIN WATERMASTER
Statement of Revenues, Expenditures and
Changes in Fund Balance - Budget and Actual - General Fund
Year Ended June 30, 1998

	<u>Budget</u>	<u>Actual</u>	<u>Variance- Favorable (Unfavorable)</u>	<u>Prior Year Actual</u>
Revenues:				
Assessment revenue:				
Replenishment water assessments	\$ 4,741,326	\$ 4,827,397	\$ 86,071	\$ 3,009,178
Administrative assessments (Note 8)	877,013	878,144	1,131	921,710
Water sales:				
Stored water (Note 9)				930,618
Interest	64,320	236,839	172,519	88,509
Miscellaneous revenue	30,000	77,991	47,991	10,509
Total revenues	<u>5,712,659</u>	<u>6,020,371</u>	<u>307,712</u>	<u>4,960,524</u>
Expenditures:				
Replenishment water purchases	4,836,075	3,323,988	1,512,087	2,954,943
Other water purchases	59,000		59,000	930,618
Salaries, payroll burden and overhead	347,688	358,280	(10,592)	357,614
Office building (Note 10)	69,000	55,667	13,333	47,601
Materials and supplies	56,125	49,033	7,092	33,679
Printing and mailing	17,000	11,312	5,688	11,928
Contract labor and materials	233,820	150,194	83,626	135,160
Engineering fees	228,000	238,793	(10,793)	101,957
Legal fees	211,000	184,484	26,516	181,572
Insurance	12,350	11,294	1,056	11,233
Travel and transportation	14,950	11,525	3,425	11,834
Other	28,425	28,156	269	18,708
Total expenditures	<u>6,113,433</u>	<u>4,422,726</u>	<u>1,690,707</u>	<u>4,796,847</u>
Excess(deficiency) of revenues over (under) expenditures	(400,774)	1,597,645	1,998,419	163,677
Fund balance at beginning of year	1,245,149	1,245,149		1,081,472
Fund balance at end of year	<u>\$ 844,375</u>	<u>\$ 2,842,794</u>	<u>\$ 1,998,419</u>	<u>\$ 1,245,149</u>

**CHINO BASIN WATERMASTER
NOTES TO THE FINANCIAL STATEMENTS
FOR THE FISCAL YEAR ENDED JUNE 30, 1998**

(1) Reporting Entity and Summary of Significant Accounting Policies

Description of Reporting Entity

The Chino Basin Watermaster ("Watermaster") was established under a judgment entered in Superior Court of the State of California for the County of San Bernardino as a result of Case No. RCV 51010 (formerly Case No. SCV 164327) entitled "Chino Basin Municipal Water District v. City of Chino et al", signed by the Honorable Judge Howard B. Wiener on January 27, 1978. The effective date of this Judgment for accounting and operations was July 1, 1977.

Pursuant to the Judgment, the Chino Basin Municipal Water District (CBMWD) five (5) member Board of Directors was appointed "Watermaster" to administer and enforce the provisions of the Judgment. Their initial term of appointment as Watermaster was for five (5) years, and they continued to serve as Watermaster until February 28, 1998. The Court, by subsequent orders, provides for a successor Watermaster, and, effective March 1, 1998, a nine (9) member Board was appointed made up of one (1) representative from each of the three overlying Municipal Water Districts [Inland Empire Utilities Agency (formerly Chino Basin Municipal Water District), Three Valleys Municipal Water District and Western Municipal Water District]; three (3) members appointed by the Appropriative Pool (currently elected officials of the City of Ontario, Cucamonga County Water District and Monte Vista Water District); two (2) members appointed by the Overlying (Agricultural) Pool and one (1) member appointed by the Overlying (Non-Agricultural) Pool.

Three (3) Pool committees were formed: (1) Overlying (Agricultural) Pool which includes the State of California and all producers of water for overlying uses other than industrial or commercial purposes; (2) Overlying (Non-Agricultural) Pool which represents producers of water for overlying industrial or commercial (non-agricultural) purposes; and (3) Appropriative Pool which represents cities, districts, other public or private entities and utilities. The three Pools act together to form the "Advisory Committee" which serves to make recommendations for formal action to the Chino Basin Watermaster.

The Watermaster provides the Chino Groundwater Basin service area with services which primarily include: accounting for water appropriations and components of acre-footage of stored water by agency, purchase of replenishment water, groundwater monitoring and implementation of special projects.

Watermaster expenditures are allocated to the Pools based on the prior year's production volume (or the same percentage used to set the annual assessments). Allocations for fiscal year 1997/98 expenses are based on the 1996/97 production volume, and allocations for fiscal year 1996/97 expenses are based on the 1995/96 production volume:

	1996/97		1995/96	
	Acre Feet	%	Acre Feet	%
Appropriative Pool	110,163.390	68.305	107,773.694	68.718
Overlying Agricultural Pool	44,809.364	27.783	43,638.570	27.824
Overlying Non-Agricultural Pool	6,308.734	3.912	5,423.848	3.458
Total Production	161,281.488	100.000	156,836.112	100.000
	=====			

The Agricultural Pool members ratified an agreement with the Appropriative Pool at their meeting of June 16, 1988, wherein the Appropriative Pool assumes Agricultural Pool administrative expenses and special project cost allocations in exchange for an accelerated transfer of unpumped agricultural water to the Appropriative

Pool. In addition the Agricultural Pool transferred all pool administrative reserves at June 30, 1988 to the Appropriative Pool effective July 1, 1988.

The accounting policies of the Watermaster conform to generally accepted accounting principles as applicable to governmental units. The following is a summary of the more significant policies.

Description of Fund and Account Group

General Fund

The General Fund is used to account for all revenues and activities financed by the Watermaster except those required to be accounted for in another fund.

General Fixed Asset Account Group

The General Fixed Asset Account Group is used to account for the cost of fixed assets required to perform general governmental functions.

Cash and Investments

Investments are reported in the accompanying balance sheet at fair value. Changes in fair value that occur during a fiscal year are recognized as interest income reported for that fiscal year.

Watermaster pools cash and investments of all fund balance reserves, except for deferred compensation assets and assets held by fiscal agents. Investment income earned by the pooled investments is allocated quarterly to the various reserves based on each reserve's average cash and investments balance.

Basis of Accounting

The Watermaster financial statements are prepared on the modified accrual basis of accounting. Revenues are accrued when they become both measurable and available. "Available" means collected in the current period or soon enough thereafter to pay for the expenditures incurred during the current period. Expenditures are recorded when the related liability for goods or services received is incurred.

General Fixed Assets

General fixed assets are recorded as expenditures of the General Fund at the time of purchase and are subsequently capitalized for memorandum purposes in the General Fixed Assets Account Group. No depreciation is provided on general fixed assets.

(2) Cash, Deposits, Short-term and Pooled Investments

State statutes and the Watermaster's investment policy authorize the Watermaster to invest in certificates of deposit with financial institutions having an operating branch within the Watermaster geographic area and the State of California Treasurer's Investment pool (LAIF).

The Watermaster's deposits and investments are categorized to give an indication of the level of risk assumed at year end by the following three categories:

Category 1

- Includes deposits insured or collateralized with securities held by the Watermaster or its agent in the Watermaster's name.

- Includes investments that are insured or registered or for which the securities are held by the Watermaster or its agent in the Watermaster's name.

Category 2

- Includes deposits with collateralized securities held by the pledging financial institution's trust department or agent in the Watermaster's name and deposits collateralized by an interest in an undivided collateral pool held by an authorized Agent or Depository and subject to certain regulatory requirements under State law.
- Includes uninsured and unregistered investments for which the securities are held by the broker's or dealer's trust department or agent in the Watermaster's name.

Category 3

- Includes uncollateralized deposits or deposits with collateralized securities held by the pledging financial institution or by its trust department or agent, but not in the Watermaster's name.
- Includes uninsured and unregistered investments for which securities are held by the broker or dealer or by its trust department or agent but not in the Watermaster's name.

In accordance with Government Accounting Standards Board Statement Number 3 ("GASB 3") criteria, the Watermaster's deposits and investments are categorized as follows for the year ended June 30, 1998:

	Categories			Bank Balance	Carrying Amount
	1	2	3		
DEPOSITS					
Demand deposits	\$ 31,651	\$ 0	\$ 0	\$31,651	\$18,894
INVESTMENTS					
Pooled funds:					
Local Agency Investment Funds (LAIF)*	0	0	0	3,216,953	3,216,953
Total deposits and investments	\$31,651	\$ 0	\$0	\$3,248,604	\$3,235,847

*Monies pooled with the State Treasurer in the Local Agency Investment Fund (LAIF) are not subject to risk categorization.

The bank balance reflects the amount credited by a financial institution to the Watermaster's account as opposed to the Watermaster's own ledger balance for the account. The carrying value reflects the ledger value, which includes checks written by the Watermaster which have not cleared the bank as of June 30, 1998. The carrying amount of all investments reflected in the above table is at fair value.

The Watermaster is a voluntary participant in the Local Agency Investment Fund (LAIF) that is regulated by California Government Code Section 16429 under the oversight of the Treasurer of the State of California. The fair value of Watermaster's investment in this pool is reported in the accompanying financial statements at amounts based upon Watermaster's pro-rata share of the fair value provided by LAIF for the entire LAIF portfolio (in relation to the amortized cost of that portfolio). The balance available for withdrawal is based on the accounting records maintained by LAIF, which are recorded on an amortized cost basis. Included in LAIF's investment portfolio are collateralized mortgage obligations, mortgage-backed securities, other asset-backed securities, loans to certain state funds, and floating rate securities issued by federal agencies, government-sponsored enterprises and corporations.

(3) Changes In General Fixed Assets

A summary of changes in general fixed assets for the year ended June 30, 1998 is as follows:

General fixed assets at June 30, 1997, as previously reported	\$89,769
Additions	25,713
Deletions	<u>(500)</u>
General fixed assets at June 30, 1998	\$114,982 =====

(4) Compensated Absences Payable

Permanent Watermaster employees earn from 10 to 20 days vacation days a year, depending upon their length of employment, and 12 sick days a year. Employees may carry vacation days forward up to the equivalent number of days earned in the immediately preceding twenty-four month period. There is no maximum accumulation of sick leave; and upon retirement or resignation at age 55 or greater, employees with continuous employment for a minimum of twenty (20) years are compensated for all accumulated sick leave at their rate of pay at termination. Younger employees are paid based upon length of employment and age at time of retirement or resignation.

(5) Deferred Compensation Plan

The Watermaster has established a deferred compensation plan for all officers and employees of Watermaster in accordance with Internal Revenue Code Section 457, whereby employees authorize the Watermaster to defer a portion of their salary to be deposited in individual investment accounts.. Participation in the plan is voluntary and may be revoked at anytime upon advance written notice. Generally, the amount of compensation subject to deferral until retirement, disability, or other termination by a participant may not exceed the lesser of \$7,500 or 33.33% of includible compensation, or 25% of gross compensation. Amounts withheld by Watermaster under this plan are deposited regularly with Lincoln National Life Insurance Company. The Watermaster makes no contribution under the plan. As of June 30, 1998, the deferred compensation plan assets were held in a trust account for the sole benefit of the employees and their beneficiaries, and accordingly have been excluded from the Watermaster's reported assets.

(6) Change in Accounting Principle

During the year ended June 30, 1998, Watermaster implemented GASB Statement No. 31 which requires that Watermaster use fair values (instead of amortized cost) for financial reporting purposes, as described more fully in note 1 to the financial statements. The cumulative effect of applying this statement upon the beginning fund balances of each reserve was not material, and accordingly, those balances have not been restated.

(7) Agricultural Pool Sale

In June 1988, the Agricultural Pool sold 2,000 acre feet of water in storage to Cucamonga County Water District. Funds from this sale are held and invested by the Watermaster Treasurer for future use as determined by the Agricultural Pool members. At June 30, 1998, the proceeds from the sale and related interest earned thereon totaled \$430,005.

(8) Appropriative Pool Interest Revenue Allocation

On August 30, 1979, the Appropriative Pool unanimously approved assessment procedures whereby any interest earned from the Watermaster assessments paid by Appropriative Pool members would reduce the total current assessment due from those members. Fiscal year 1996/97 interest revenue was allocated to the Appropriative Pool members based on the funds received in payment of the 1996/97 assessments, resulting in a reduction of the 1997/98 assessment.

(9) Replenishment Water Deliveries

The Watermaster assessed water producers for 20,578.224 acre feet of replenishment water during fiscal year 1997/98, based on prior fiscal year production. To offset over-production during fiscal year 1997/1998 water was purchased internally by certain appropriators.

(10) Operating Lease

The Watermaster currently has a lease agreement for office space expiring March 31, 2001. The amount paid under this lease was \$38,201 for the year ended June 30, 1998. The future minimum lease payments for this lease are as follows:

<u>Year Ending</u> <u>June, 30</u>	<u>Amount</u>
1999	37,440
2000	37,440
2001	<u>28,080</u>
Total	\$102,960 =====

(11) Year 2000 Issues

It is not certain what impact any "Year 2000" software/hardware deficiencies might have on the operations or systems of the Watermaster, or upon the operations or systems of the various vendors and government agencies that provide services or funds to Watermaster. Management believes that any undetected or uncorrected "Year 2000" software/hardware deficiencies will not cause a significant disruption of Watermaster operations. The scope of an audit does not include an evaluation of the adequacy of management's plans to detect or correct any "Year 2000" software/hardware deficiencies.

(12) Legal Matters

During fiscal 96/97, motions were filed with the Court in accordance with the Judgment to (a) appoint a new nine-member Watermaster Board and (b) determine that an audit commissioned by Chino Basin Municipal Water District is not a Watermaster expense. The Court appointed a Special Referee to review and recommend Court actions regarding these motions. The referee has recommended: (1) the appointment of the nine-member Watermaster board to serve for a two year period; (2) District be reimbursed the cost of the special audit; and, (3) that special studies be carried out in the near future. The Court accepted these recommendations, the nine-member Board has been seated and the District has been reimbursed. The Court has also directed Watermaster to draw up by October, 1999 an Optimum Basin Management Program for implementation. Work has commenced upon the Program which is expected to cost in excess of \$700,000. Costs to implement the Program are not known at this time but are known to be significant.

The Watermaster is also involved in pending litigation for which a final outcome is not known at this time.

CHINO BASIN WATERMASTER
COMBINING SCHEDULE OF REVENUE, EXPENDITURES AND CHANGES IN FUND BALANCE -- GENERAL FUND
For the Fiscal Year Ended June 30, 1998

	WATERMASTER ADMINISTRATION			GROUNDWATER OPERATIONS		POOL ADMINISTRATION AND SPECIAL PROJECTS			EDUCATIONAL FUNDS	GRAND TOTALS
	ADMINIS- TRATION	ADV. COMM & WM BOARD	TOTAL	SB222 FUNDS	GROUNDWATER REPLENISHMENT	APPROPRIATIVE POOL	AGRICULTURAL POOL	NON-AGRIC. POOL		
Revenues										
Assessment revenue										
Replenishment water assessments					\$ 4,827,397					\$ 4,827,397
Administrative assessments						\$ 836,264		\$ 41,880		878,144
Interest revenue						204,689	23,756	8,232	162	236,8
Mutual agency project revenue	\$ 37,227		\$ 37,227							37,227
Other revenue	1,232		1,232		39,532					40,764
Total revenues	\$ 38,459	\$ -	\$ 38,459	\$ -	\$ 4,866,929	\$ 1,040,953	\$ 23,756	\$ 50,112	\$ 162	\$ 6,020,371
Expenditures										
Replenishment water purchases					\$ 3,323,988					3,323,988
Salary costs	172,514	43,151	215,665			\$ 44,435	87,100	11,080		358,280
Board & member compensation		10,175	10,175				1,125			11,300
Office building expenses	55,667		55,667							55,667
Materials and supplies	45,472		45,472				11			45,483
Printing and mailing	10,797		10,797				515			11,312
Contract labor and materials	100,594		100,594							100,594
Engineering fees	68,238		68,238							68,238
Legal fees	136,567		136,567				4,131			140,698
Insurance expenses	11,294		11,294							11,294
Travel and transportation	11,525		11,525							11,525
Special project costs excluding salary:										
Contract labor and materials	9,445		9,445			11,431	27,702	1,022		49,600
Engineering services	49,366		49,366			1,971	41,763			93,100
Legal fees	43,788		43,788							43,788
Materials and supplies	1,148		1,148				2,402			3,550
Mutual agency project costs	74,455		74,455				3,000			77,455
Other expenses	12,863	3,054	15,917			655	161	123		16,9
Sub-total Watermaster expenditures	803,731	56,380	860,111		3,323,988	58,492	167,910	12,225		4,422,
Net Watermaster administration expenses	\$ (765,272)	\$ (56,380)	(821,652)							
Allocation of admin. expenses to Pools			821,652			564,623	228,616	28,413		-
Agricultural expense transfer						393,526	(393,526)			
Total expenses	\$ -	\$ -	\$ -	\$ -	\$ 3,323,988	\$ 1,016,641	\$ 3,000	\$ 40,638	\$ -	\$ 4,422,726
Net increase (decrease) in working capital					1,542,941	24,312	20,756	9,474	162	1,597,645
Working capital, beginning of period				157,659	109,341	542,570	409,249	23,534	2,796	1,245,149
Working capital, end of period	\$ 157,659	\$ 1,652,282	\$ 568,882	\$ 430,005	\$ 33,008	\$ 2,958	\$ 2,842,794			
96/97 Production percentages						68.718%	27.824%	3.458%		100.000%

Traci Stewart
Chief of Watermaster Services
Chino Basin Watermaster
8632 Archibald Avenue
Rancho Cucamonga, California 91730

INDEPENDENT AUDITORS' REPORT ON INTERNAL CONTROL STRUCTURE

In planning and performing our audit of the financial statements of the Chino Basin Watermaster for the year ended June 30, 1998, we considered its internal control structure in order to determine our auditing procedures for the purpose of expressing our opinion on the financial statements, rather than to provide assurance on the internal control structure. Our consideration of the internal control structure would not necessarily disclose all matters in the internal control structure that might be material weaknesses under standards established by the American Institute of Certified Public Accountants. A material weakness is a condition in which the design or operation of the specific internal control structure elements does not reduce to a relatively low level the risk that errors or irregularities in amounts that would be material in relation to the financial statements being audited may occur and not be detected within a timely period by employees in the normal course of performing their assigned functions. However, we noted no matters involving the internal control structure and its operation that we consider to be material weaknesses as defined above.

This report is intended for the information and use of the board of directors and management of the Chino Basin Watermaster.

Conrad & Associates, L.L.P.

August 19, 1998

Summary of Groundwater Production For Fiscal Year 97/98

PRODUCTION DETAIL SUMMARY BY POOL AND USERNUM FOR FISCAL YEAR 97/98

<u>User Number:</u>	<u>User Name</u>	<u>Well Number</u>	<u>State Well Location #</u>	<u>Production YTD</u>
Pool Number: 1				
60	A B & G Cattle Co	0600119	2S7W18H	2.800
			Total Production:	2.800
360	Abbona, James & Anna	0600210	2S7W18A	0.000
			Total Production:	0.000
730	Aguerre, Jean	0600183	2S7W08N	50.400
		3601059	2S7W30M	8.400
			Total Production:	58.800
760	Aguerre, Louis	0600191	2S8W13H	29.820
			Total Production:	29.820
1180	Albers, Ray	3601335	2S7W21J	90.000
		3602553	2S7W21J	143.206
			Total Production:	233.206
1200	Alewyn, Jake	0600033	2S7W16M	112.940
			Total Production:	112.940
1240	Alewyn, Jack	3600225	2S7W22D	80.640
		3602540	2S7W16M	69.468
			Total Production:	150.108
1720	Arthur, Bob	3600369	2S7W33F02	380.000
		3600557	2S7W28N	190.000
			Total Production:	570.000
2200	Anderson, John	3600165	2S7W15D	76.000
			Total Production:	76.000
2690	Anguiano, Ruben	0600012	2S7W24D	0.000
			Total Production:	0.000
2760	Aphesssetche, Xavier	3602597	2S7W30R	83.542
			Total Production:	83.542
3440	Aukeman, Lewis	0300018	2S6W08N	0.000
		0600350	2S7W04L	0.000
			Total Production:	0.000
3740	Bonestroo, Ed	3600629	2S7W08C	2.835
		3600974	2S7W09B03	0.000
			Total Production:	2.835
3800	Bachoc, Raymond	0600444	2S7W09K	73.016
			Total Production:	73.016
4040	Bain, Warren	0300017	2S7W26G	0.000
			Total Production:	0.000
4320	Bangma, Martin	0600103	2S7W16A	71.470
		0600206	2S7W16A	0.000
			Total Production:	71.470
5080	Bartel, Ursula	0600438	2S7W07H	59.225
		3600811	2S7W07H	1.400
			Total Production:	60.625

PRODUCTION DETAIL SUMMARY BY POOL AND USERNUM FOR FISCAL YEAR 97/98

<u>User Number:</u>	<u>User Name</u>	<u>Well Number</u>	<u>State</u>	<u>Location #</u>	<u>Production YTD</u>
5090	Barth, Robert	0300101		2S6W30M	58.750
		0600507		2S7W10B	23.750
		3601205		2S7W10H	12.500
		3602096		2S7W10D	46.250
		Total Production:			
5120	Barthelemy, Roland	0600212		2S7W32E	308.560
		0600214		2S7W32G	88.880
		0600509		2S7W-32F	25.000
		Total Production:			
5160	Gastellubery, Jean	0600230		2S7W09P	134.400
		0600447		2S7W09P	71.400
		3301025		2S7W24L	102.208
		Total Production:			
5200	Bassler, Donald	0600413		2S7W30R	0.000
Total Production:				0.000	
5260	Bates, Mildred	0300043		2S7W34E	0.000
Total Production:				0.000	
6200	Bekendam, Hank	0600272		2S7W09H	65.527
Total Production:				65.527	
6360	Bello, Eugene	0600314		2S7W07B	0.000
Total Production:				0.000	
6490	Belville, Marvin	1904000		1S8W31E	0.000
Total Production:				0.000	
6960	Berquist Properties, Inc.	0600313		2S7W30M	0.000
		0600506		2S7W30M	0.000
		Total Production:			
7280	Bidart, Ben	3601185		2S7W06R	2.003
		3602043		2S7W08F	0.000
		Total Production:			
7320	Bidart, Michael	0300111		2S7W26B	0.000
		0600158		2S7W09L	0.000
		3600900		2S7W08F	0.000
		3602594		2S7W12F	0.000
		Total Production:			
7520	Brothers Three Dairy	0300008		2S6W21K	91.000
		0300073		2S7W23K	0.000
		Total Production:			
8340	Boersma, Pete	0300005		2S7W36B	89.700
		3302117		2S6W-30N	112.150
		3302119		2S6W30N	0.000
		Total Production:			
8800	Bootsma, Garret	3600406		2S7W17K	39.755
Total Production:				39.755	
9080	Borba, George	0600226		2S7W20A	87.021
		0600600		2S7W20B	0.000
		3600423		2S7W20A	269.242
		3600424		2S7W20B	483.375
		Total Production:			
9200	John Borba & Sons Dairy	0600179		2S7W16H	0.000
		3600429		2S7W16H	0.000
		Total Production:			

PRODUCTION DETAIL SUMMARY BY POOL AND USERNUM FOR FISCAL YEAR 97/98

<u>User Number:</u>	<u>User Name</u>	<u>Well Number</u>	<u>State</u>	<u>Location #</u>	<u>Production YTD</u>
9280	Borba, Joseph	0600422		2S7W20D	134.603
		3600425		2S7W21C02	0.000
		3600427		2S7W21C	150.150
		3602491		2S7W05A	188.070
		3602565		2S7W21D	123.012
			Total Production:	595.835	
10120	Bos, John	0300001		2S6W07J	0.000
				Total Production:	0.000
10280	Bosch, Peter & Bernard	0600081		2S7W10L	86.759
		0600508		2S7W10L	0.000
				Total Production:	86.759
10360	Boschma, Henry	0600117		2S7W11J	116.568
		0600309		2S7W11R	67.200
				Total Production:	183.768
10440	Goedhart, Jennie	0300024		2S7W36B	0.000
				Total Production:	0.000
11480	Boys Republic	3601824		2S8W16B01	333.991
				Total Production:	333.991
12420	Brinkerhoff, Robert	0600405		2S7W28F	0.000
		0600586		2S8W26L02	23.750
		0600587		2S8W26D	28.500
		0600588		2S8W26J	182.500
		3602256		2S8W26C	73.495
			Total Production:	308.245	
12600	Van Surksun, Doug	0600209		2S7W09B	134.700
				Total Production:	134.700
14260	Cable, Paul	3600626		1S8W02P	0.000
				Total Production:	0.000
15180	Cadlini, Donald	0300065		2S7W34D	179.567
				Total Production:	179.567
16510	Chino Valley Investment	3601057		2S7W30M	1.000
		3601058		2S7W30M	0.000
				Total Production:	1.000
16520	Chino Water Company	3601203		1S8W25p01	0.000
				Total Production:	0.000
17240	Clarke, Arthur	0600303		2S7W28H	1.752
				Total Production:	1.752
17290	Haxby VP, Michael	0600423		2S7W18M	0.000
				Total Production:	0.000
17440	Coelho Dairy	0600459		2S7W16G	152.600
		0600460		2S7W16G	198.000
				Total Production:	350.600
17720	Collinsworth, Shelby	0300163		2S7W24G	123.250
		0600084		2S7W24C	140.150
		0600085		2S7W24C	0.000
				Total Production:	263.400
17860	Consolidated Freightways	3301754		2S6W06J	0.000
				Total Production:	0.000
18200	Pierson, Jeff	0300075		2S7W35P	0.000
		0300078		2S7W35L	0.000
				Total Production:	0.000

PRODUCTION DETAIL SUMMARY BY POOL AND USERNUM FOR FISCAL YEAR 97/98

<u>User Number:</u>	<u>User Name</u>	<u>Well Number</u>	<u>Stat</u>	<u>Location #</u>	<u>Production YTD</u>
18640	Costa, Dimas	0600148		2S7W17Q	87.043
		0600193		2S7W17K	69.117
		Total Production:			156.160
19060	W R Cramer Ranch	0300051		2S6W29P	182.492
		0300052		2S6W29P	1.268
		Total Production:			183.760
19400	Crossroads Auto Dismantlers	0600016		2S6W06N	0.000
		Total Production:			0.000
20160	da Costa, Anthony	0600503		2S7W16B04	0.000
		3601032		2S7W16B	0.000
		Total Production:			0.000
20720	De Berard Bros.	3301527		2S6W07N	0.000
		Total Production:			0.000
20960	De Boer, Fred	0600403		2S7W10C	180.000
		0600404		2S7W10C	202.641
		Total Production:			382.641
21040	De Boer, Sidney	3601410		2S7W28D	69.150
		Total Production:			69.150
21080	De Bos, Andrew	0300212		2S7W34B	95.620
		3300387		2S7W34B	119.755
		Total Production:			215.375
21200	De Groot, Dick	0600439		2S7W17A	45.000
		3600821		2S7W17A	33.251
		Total Production:			78.251
21320	De Groot, Ernest	0600511		2S8W22K	39.375
		3600324		2S7W17L	144.763
		3600325		2S7W17L	21.875
		Total Production:			206.013
21440	De Groot, Jake	0600153		2S7W14H	126.372
		0600225		2S7W15D	45.421
		Total Production:			171.793
21560	De Haan, Henry	0600136		2S7W15D	71.750
		Total Production:			71.750
21680	De Hoog, Martin	0600027		2S7W16L	55.636
		Total Production:			55.636
21760	De Hoog, Mitch	0600026		2S7W16L	146.269
		Total Production:			146.269
21840	Vander Dussen, George	0300213		2S7W26R	0.000
		3302202		2S7W26R	0.000
		3302203		2S7W35A	0.000
		Total Production:			0.000
22640	De Vries, Abraham	0600059		2S7W20R	81.410
		Total Production:			81.410
22720	Vyfhuizen, Case	3602569		2S7W24C	183.900
		Total Production:			183.900
23000	De Vries, Jane	0600245		2S7W16D	5.071
		0600359		2S7W16D	0.000
		Total Production:			5.071
23320	De Wit, Peter	0600115		2S7W18J	6.425
		0600116		2S7W18J	12.107
		Total Production:			18.532

PRODUCTION DETAIL SUMMARY BY POOL AND USERNUM FOR FISCAL YEAR 97/98

<u>User Number:</u>	<u>User Name</u>	<u>Well Number</u>	<u>State</u>	<u>Location #</u>	<u>Production YTD</u>
23680	Decker, Henry	0810003		2S7W05K	0.000
		3601043		2S7W07Q	0.000
		3601834		2S7W07P	0.000
		Total Production:			0.000
23810	Desperado Dairy	3601625		2S7W18A	0.000
		Total Production:			0.000
24450	Dixon, Charles	3300232		2S7W27C	24.500
		Total Production:			24.500
24720	Dolan, ATTN Tom	3301928		2S7W24M01	0.000
		3302006		2S7W24M02	0.000
		Total Production:			0.000
24760	Donkers, Nellie	3602209		2S7W17H	0.000
		Total Production:			0.000
24840	Dotta Brothers	3600613		2S8W26D	0.000
		Total Production:			0.000
25400	Duhalde, Lauren	3602589		2S7W23D	50.554
		Total Production:			50.554
25520	Duits, John	3602534		2S7W08F	51.000
		3602535		2S7W08F	0.000
		Total Production:			51.000
25700	Durrington, Glen	0600539		2S8W25L	20.000
		0600541		2S7W25M	17.500
		3300294		2S7W34H01	57.400
		3301477		2S7W27A	114.800
		3600171		2S7W28L	137.200
		3600172		2S7W28M	2.250
		3600916		2S7W28J	219.200
		3601885		2S7W29R01	152.800
		3601976		2S7W28R	111.750
		3602542		2S8W25M	2.500
		Total Production:			835.400
25880	Dykstra, Dick	0600040		2S7W14C	173.925
		0600041		2S7W14B	90.000
		0600104		2S7W08R	646.855
		0600130		2S7W14M	117.793
		3600421		2S7W21K	111.368
		Total Production:			1,139.941
25920	Dykstra, Pete & John	0600472		2S7W13	0.275
		3601320		2S7W13J	160.014
		3602556		2S7W13J	146.160
Total Production:			306.449		
25960	Dykstra, Pete and John	0600324		2S7W13J	263.891
		Total Production:			263.891
26020	Dyt, Andy	0600463		2S7W22R	60.370
		3300145		2S7W22R	0.000
		3300161		2S7W23P	0.000
		Total Production:			60.370
26090	Lekkerkerker, Patti	0600357		2S7W30K	0.011
		Total Production:			0.011
26240	Echeverria, Juan	0600406		2S7W28G	0.000
		0600518		2S7W28G	174.213
		Total Production:			174.213

PRODUCTION DETAIL SUMMARY BY POOL AND USERNUM FOR FISCAL YEAR 97/98

<u>User Number:</u>	<u>User Name</u>	<u>Well Number</u>	<u>Stat</u>	<u>Location #</u>	<u>Production YTD</u>
26280	Echeverria, Pablo	0300168		2S7W36F	136.500
		3300237		2S7W36F	95.625
		3302167		2S7W36C	69.358
		3302168		2S7W36C	0.000
				Total Production:	301.483
26580	El Prado Golf Course	0600391		2S7W31E	5.760
26880	Engelsma, Jake	0600280		2S7W29J	70.536
27480	Excelsior Farms	0300023		2S7W36H	0.000
		0300082		2S7W36A	130.898
		0300194		2S7W36A	194.475
				Total Production:	325.373
28040	Ferreira, Frank	3602547		2S7W14A	116.721
28080	Ferreira, Joe	0600192		2S7W17R	95.900
		0600284		2S7W31E	31.084
28120	Ferreira, Narcie	0600135		2S7W05L	0.000
28440	Joseph Filippi Winery	0600182		1S6W33C	0.000
		3600552		1S6W33C	0.557
28880	McCune & Associates	0300025		3S7W03D	5.473
		0300234		3S7W3D	29.294
		0600310		3S7W04A	5.596
28980	Flory, Lewellyn	0300169		2S6W13F2	62.140
29240	Foss Brothers Dairy	3600816		2S7W07D	2.742
30050	Fullmer, Que & Debra	0600032		2S7W33J	90.973
		0600082		2S7W10B	0.000
30240	Galleano Winery, Inc	0300161		2S6W08E	1.000
30500	Garcia, Pete	0600365		2S8W15D	0.000
31410	Gilstrap, Glen	0300021		3S7W02M	0.000
31670	Glenn, Stuart	3600433		2S7W09C	0.000
		3600438		2S8W36Q	0.000
31680	Godinho, John	0300022		2S7W36M	24.138
32130	Inland Empire Dairy	0600010		2S7W17C	0.000
		0600165		2S7W15P	0.000
		0600189		2S7W21G	0.000
		0600452		2S7W22C	0.000

PRODUCTION DETAIL SUMMARY BY POOL AND USERNUM FOR FISCAL YEAR 97/98

<u>User Number:</u>	<u>User Name</u>	<u>Well Number</u>	<u>State</u>	<u>Location #</u>	<u>Production YTD</u>
32200	Gorzeman, Henry	0300027		2S6W31D	153.680
		0300083		2S6W31D	0.000
		Total Production:			153.680
32240	Gorzeman, Elsie	0300028		2S6W18P	241.002
		0600223		2S7W17G	114.631
		3602489		2S7W17G	0.000
		Total Production:			355.632
32440	Goyenette, Albert	0300115		2S7W34J	0.000
		0300116		2S7W34J	0.000
		0600533		2S7W31B	0.000
		3301602		2S7W34A	0.000
		3301603		2S7W34A	0.000
		3301753		2S7W34J	0.000
		3600529		2S7W31B	0.000
		3602121		2S8W25M	0.000
Total Production:			0.000		
33240	Greydanus, Gerritt	0600171		2S7W31H	0.000
		0600172		2S7W31H	118.776
		Total Production:			118.776
33800	Haagsma, Richard	0600123		2S7W21B	49.280
		0600339		2S7W21B	112.520
		Total Production:			161.800
34400	Harada Bros	0300191		2S7W25L	0.000
		0300198		2S7W25R	174.000
		0300237		2S7W25L	0.000
		3300279		2S7W25C	162.000
		3300280		2S7W25B	164.000
		3300281		2S7W25R01	8.000
Total Production:			508.000		
34720	Haringa, Herman	0600138		2S7W28F	23.302
		0600517		2S7WS8F	6.057
		Total Production:			29.359
34760	Haringa, Rudy	0600176		2S7W08M	0.000
		0600418		2S7W08M	0.000
		0600429		2S7W20H	0.000
		3600050		2S7W20H03	0.000
Total Production:			0.000		
34970	Harris, Jimmy	0300035		2S7W36D	0.000
Total Production:			0.000		
35730	Heim, Ron	0600461		2S7W09L	177.850
Total Production:			177.850		
36440	Hettinga, Arthur	0300038		2S6W18E	0.000
Total Production:			0.000		
36520	Hettinga, Hein	0600354		3S7W05G	71.960
		0600425		3S7W05G	54.600
		0600523		3S7W05G	130.200
		3602236		2S8W23B	76.748
Total Production:			333.508		
36560	Hettinga, Pete	0300112		2S7W24A	0.000
		0300113		2S7W24A	158.480
		Total Production:			158.480

PRODUCTION DETAIL SUMMARY BY POOL AND USERNUM FOR FISCAL YEAR 97/98

<u>User Number:</u>	<u>User Name</u>	<u>Well Number</u>	<u>State</u>	<u>Location #</u>	<u>Production YTD</u>
36720	Hettinga, Wilber	0300071		2S6W18M	0.000
		0300072		2S6W18M	0.000
		Total Production:			0.000
37160	Hilarides, Frank	0600400		2S7W12D	14.964
		0600419		2S7W12D	166.024
		0600420		2S7W12A	375.200
		Total Production:			556.188
37240	Phillips, George	0600248		2S7W18K	0.980
		Total Production:			0.980
37360	Hindelang, William	0600330		2S7W17L	0.000
		Total Production:			0.000
37640	Hoekstra, Eddie or Louie	0300215		2S7W17G	203.784
		0300216		2S7W17B	190.060
		Total Production:			393.844
37800	Hofer Ranch	3601698		1S7W26Q01	68.756
		Total Production:			68.756
37920	Hofstra, Dick	0600358		2S7W16C	38.335
		Total Production:			38.335
38060	Hogg, Warren	0600555		2S7W09B	1.152
		0600565		2S7W09M	0.000
		3600544		2S7W09M	22.800
		Total Production:			23.953
38160	Hohberg, Harold	3602590		2S7W08G	25.902
		Total Production:			25.902
38600	Holmes, Jeff	0600110		2S7W09N	0.031
		Total Production:			0.031
39000	Hoogendam, Marvin	0300030		2S7W25Q	0.000
		0300084		2S7W25Q	0.000
		Total Production:			0.000
40930	Jacques Dairy	0600087		2S7W33A	128.800
		Total Production:			128.800
41540	Johnson Brothers Egg Ranch	3601206		2S7W10R	9.564
		Total Production:			9.564
42360	Jongsma, Harold	0300085		3S7W03E	133.679
		3300977		3S7W03F	135.000
		3300978		3S7W03F	360.000
		Total Production:			628.679
42440	Jongsma, John	0600282		2S7W14E	126.081
		Total Production:			126.081
42560	Jorritsma, James and Nona	0600147		2S7W17J	136.483
		Total Production:			136.483
42640	Jurupa Comm Svcs Dist	0800017			0.000
		Total Production:			0.000
43040	Kasbergen, George	0300217		2S6W30D	46.780
		0300218		2S6W30D	0.000
		Total Production:			46.780
43760	Knevelbaard, John	3300321		2S7W26E	45.000
		3301751		2S7W26G	0.000
		3301752		2S7W26G	114.464
		3301980		2S7W26F	139.210
		3302148		2S7W26F	170.380
		Total Production:			469.054

PRODUCTION DETAIL SUMMARY BY POOL AND USERNUM FOR FISCAL YEAR 97/98

<u>User Number:</u>	<u>User Name</u>	<u>Well Number</u>	<u>Stat</u>	<u>Location #</u>	<u>Production YTD</u>
44400	J.N. Koning Estate	0300088		3S7W02C	0.000
				Total Production:	0.000
44560	Koning Trust	0600352		2S8W36Q	0.000
				Total Production:	0.000
44760	Koolhaas, Ken	0600070		2S7W12E	67.396
		0600166		2S7W24D	0.000
		3301774		2S7W25J	9.408
				Total Production:	76.804
44920	Koopman, Gene	3601111		2S7W15A	112.560
				Total Production:	112.560
45400	Kroes, Adrian	0600169		2S7W24D	120.421
				Total Production:	120.421
45760	Kruckenber, Perry	3602077		2S7W09J	0.000
				Total Production:	0.000
46250	Ronald V. La Brucherie	0600154		2S7W22B	0.000
		0600185		2S7W08A	0.000
		0600187		2S7W06Q	0.000
				Total Production:	0.000
46450	Lam, Kelly	0600594		2S7W15P	0.000
				Total Production:	0.000
46820	Maclin Markets Inc	3600446		2S7W08D	52.155
				Total Production:	52.155
47320	Corona Dairy Ranch	0300196		2S7W27	103.650
				Total Production:	103.650
47600	Worthington, Tom	0600036		2S7W17C	12.487
		0600037		2S7W17F	0.500
				Total Production:	12.987
48000	Lekkerkerk, Adriana	0600522		2S8W25M	78.650
		3602551		2S8W25J	16.362
		3602552		2S8W25J	14.191
		3602572		2S8W36A	41.692
		3602573		2S8W36A	90.000
				Total Production:	240.895
48080	Lekkerkerker, Walt	0600356		2S7W30K	26.370
				Total Production:	26.370
49360	Gomez, Miguel	0600107		2S7W07B	0.000
				Total Production:	0.000
49471	Los Serranos Country Club	3602465			0.000
				Total Production:	0.000
49480	Lourenco, Mary	0300034		3S7W10B	33.600
				Total Production:	33.600
49540	Fernandes, Vangie	0600540		2S7W08N	0.000
				Total Production:	0.000
49600	Pedro, Mary	3301755		3S7W10B	0.000
				Total Production:	0.000
50760	Marquez, Arthur	0600265		2S7W32E	0.000
		0600544		2S7W32E	104.160
				Total Production:	104.160
50940	Martin, Frank	0300033		2S7W36D	1.387
				Total Production:	1.387
51320	Martin, Tony	0600024		2S7W14K	101.640
				Total Production:	101.640

PRODUCTION DETAIL SUMMARY BY POOL AND USERNUM FOR FISCAL YEAR 97/98

<u>User Number:</u>	<u>User Name</u>	<u>Well Number</u>	<u>State</u>	<u>Location #</u>	<u>Production YTD</u>
52880	Mello, Enos	0600295		2S7W22J	0.000
		0600296		2S7W22J	50.960
		3600503		2S7W22K01	133.130
		Total Production:			184.090
52920	Sousa, Sarafin	0600231		2S7W17M	49.810
		0600232		2S7W17M	46.880
		0600233		2S7W17M	3.987
		Total Production:			100.677
53560	Miersma, Harry	0300070		2S7W26M	105.588
		0600142		2S7W16N	59.360
		0600481		2S7W16N	0.000
		Total Production:			164.948
53960	Minaberry, Marie	0300003		3S7W02B	0.000
Total Production:			0.000		
54100	Mira Loma Thoroughbred Farm	0300165		2S6W18J	0.000
		0300227		2S6W18K	0.000
		3300494		2S6W18G	42.610
		3301209		2S6W18J	0.000
		Total Production:			42.610
54260	Plaa, Jeanne	0300174		2S6W18F	45.000
		3300460		2S6W18F	112.896
		Total Production:			157.896
54400	Montes, Elizabeth	0600042		2S7W09H	7.851
Total Production:			7.851		
54440	Moons, Jack	3300231		2S7W27C	0.000
		3302090		2S7W27C01	15.088
		Total Production:			15.088
54500	Moore, John	0600106		2S7W08K	0.000
		Total Production:			0.000
54790	Moreno, Louis	0600091		2S7W31J	0.000
		Total Production:			0.000
54890	Motion Pictures Associates Inc	0300171		2S6W13F	0.000
		Total Production:			0.000
55760	Nanninga, Peter	3602544		2S7W09K	0.000
		Total Production:			0.000
55960	Nederend, Hans	0600345		2S7W17C	117.719
		0600519		2S7W7K	112.413
		3602604		2S7W07J	0.000
		Total Production:			230.132
56540	Noble, George	0300010		2S6W21Q	0.000
		Total Production:			0.000
56960	Nyenhuis, Jim	0600118		2S7W28C	17.571
		0600430		2S7W28A	0.000
		Total Production:			17.571
57080	Okumura, Marion	0600402		2S7W08R	0.000
		Total Production:			0.000
57260	Oliveira, Mary	0300094		3S7W3B	0.000
		Total Production:			0.000
57320	Olson, Albert	3601197		2S8W25J	0.000
		Total Production:			0.000
57420	Ontario Christian School Assn	0600049		2S8W01A	0.000
		Total Production:			0.000

PRODUCTION DETAIL SUMMARY BY POOL AND USERNUM FOR FISCAL YEAR 97/98

<u>User Number:</u>	<u>User Name</u>	<u>Well Number</u>	<u>State</u>	<u>Location #</u>	<u>Production YTD</u>
57640	Oosten Family Trust	0300032		3S7W02E	0.000
		0300095		3S7W02M	0.000
		0300182		2S7W02M	0.000
		Total Production:			0.000
57760	Orange County Water Dist	3300863		3S7W09Q	44.695
		Total Production:			44.695
58240	Ortega, Adeline	3300492		2S7W35J	1.000
		Total Production:			1.000
58280	Ortega, Bernard	3301916		2S7W35J06	0.000
		Total Production:			0.000
58360	Osterkamp, Joseph	0300040		3S7W03H	131.586
		0300096		3S7W03H	6.649
		0300220		3S7W03H	45.599
		Total Production:			183.834
58960	Parente, Mary	0600301		2S7W15B	86.156
		3600162		2S7W16J	31.080
		3600428		2S7W15E	0.000
		Total Production:			117.236
59210	Park, Jay	0600055		2S7W09E	0.000
		Total Production:			0.000
61400	Plantenga, George	0300149		2S6W30C	187.636
		0300150		2S6W30C	180.000
		Total Production:			367.636
61760	Pomona Cemetery Association	1902981		1S8W32L02	0.001
		1902982		1S8W32L	121.637
		Total Production:			121.638
63960	Reitsma, Louis	0600188		2S7W08H	44.827
		Total Production:			44.827
64760	Rocha, John	0600254		2S7W32F	7.701
		0600293		2S7W31K	51.967
		0600294		2S7W31K	67.500
		Total Production:			127.168
66280	Leal, Brad	0300221		2S7W24K	0.634
		0300222		2S7W24K	168.750
		3300749		2S7W24K	135.000
		3301443		2S7W24J	347.630
		Total Production:			652.014
66560	Pete Verhoven	0600337		2S7W31A	0.000
		Total Production:			0.000
67000	County of San Bernardino	0600515		2S	
		3600758		2S7W30J01	285.374
		3601044		2S7W30H	0.000
		3601454		2S7W28D	0.000
		3601954		2S7W28C01	0.000
		3602500		2S7W20R	0.000
		3602502		2S7W19J	0.000
		3602503		2S7W20J	0.000
		Total Production:			285.374
		67002	Canaday, Jim	0600409	
Total Production:				38.214	
67040	Sanchez, Edmundo	0600114		2S7W10B	0.000
		Total Production:			0.000

PRODUCTION DETAIL SUMMARY BY POOL AND USERNUM FOR FISCAL YEAR 97/98

<u>User Number:</u>	<u>User Name</u>	<u>Well Number</u>	<u>State</u>	<u>Location #</u>	<u>Production YTD</u>
67260	Parrella, Pete	0600399		2S7W30J	86.562
				Total Production:	86.562
67840	Schakel Sr, Fred	0300214		2S7W23J	433.197
		0600269		2S7W23J	11.208
		0600302		2S7W23H	183.604
		3300086		2S7W23J	36.049
				Total Production:	664.058
68520	Schmidt, Madeleine	3600978		2S7W05M	0.000
				Total Production:	0.000
68580	Schoneveld, Esther	0300151		3S7W03P	17.269
				Total Production:	17.269
68640	Schoneveld, Sr., John	0600006		2S7W15H	0.000
				Total Production:	0.000
68760	Schuh, Harold	0600120		2S7W18L	0.000
				Total Production:	0.000
69080	Peauroi, Rene	0600152		1S8W33P	0.000
				Total Production:	0.000
69120	De Jong, John	0600125		2S7W13B	33.250
		3602071		2S7W13B	101.920
				Total Production:	135.170
69800	Shady Grove Dairy Farm	3601399		2S7W08J	78.820
		3601400		2S7W08K	89.950
				Total Production:	168.770
69860	Shamel, Bert	3300042		2S6W12P	0.000
				Total Production:	0.000
71080	Silveira, Jack	0300099		2S7W24L	0.000
				Total Production:	0.000
71440	Sinnot Kightlinger, Mary Anne	3600904		2S7W05P01	0.500
				Total Production:	0.500
71800	Slegers, Hubert	0600441		2S7W23C	41.342
				Total Production:	41.342
71820	Slegers, Jake	0300048		2S6W08K	89.941
		0300098		2S6W08K	141.349
				Total Production:	231.290
71840	Slegers, Lenwood	0600451		2S7W11C	0.000
		3602584		2S7W11C	96.355
				Total Production:	96.355
73000	Myers, Jeffrey	3602332		2S7W19L	13.939
		3602333		2S7W19L	272.459
				Total Production:	286.398
73280	Souza,Jr., Frank	0600229		2S7W31A	36.481
		0600564		2S7W26A	104.473
				Total Production:	140.954
74200	Stark, Everett	0600050		2S7W29K	93.567
		0600534		2S7W29K	103.384
				Total Production:	196.950
74240	State Dept Of Fish & Game	3600354		2S8W27A	0.022
				Total Production:	0.022

PRODUCTION DETAIL SUMMARY BY POOL AND USERNUM FOR FISCAL YEAR 97/98

<u>User Number:</u>	<u>User Name</u>	<u>Well Number</u>	<u>Sta</u>	<u>Well Location #</u>	<u>Production YTD</u>
74280	Buffington, Rick	0600437		2S7W19	52.573
		3600339		2S8W23	333.642
		3600340		2S8W14	654.903
		3600341		2S8W13	95.099
		3600342		2S8W13	190.000
		3600345		2S8W24	22.894
		3600346		2S8W25	102.030
		3600347		2S8W23	0.000
		3600348		2S8W24	80.750
		3601827		2S8W24M	658.536
		3601960		2S7W19D01	0.000
		3602461		2S8W23	247.280
		3602691		2S7W19	274.375
				Total Production:	2,712.083
74360	Woods, George	3601246		2S7W32K	245.726
		3601248		2S7W32K	0.000
				Total Production:	245.726
74955	Stiles, Steve	0600105		2S7W08R	0.000
				Total Production:	0.000
75520	Struikmans, Henry	0600128		2S7W16K	49.500
		0600129		2S7W16P	66.804
		3600432		2S7W16K	92.491
				Total Production:	208.795
75770	Sukut Charitable Trust	3602347		2S8W23P	75.000
				Total Production:	75.000
75960	Swager, Gerben	3600079		2S7W23E02	19.600
		3600086		3S7W05A	81.000
		3600087		3S7W05A	112.000
		3602476		2S7W23E	0.000
				Total Production:	212.600
76240	Swierstra, Donald	0600450		2S7W07Q	0.000
				Total Production:	0.000
77600	Te Velde, Ralph	0600080		2S7W22H	74.885
		3601693		2S7W22H	66.125
				Total Production:	141.010
77940	Sunshine Growers Nursery	0600480		2S7W12B02	63.750
				Total Production:	63.750
78440	Teunissen, Bernard	0300177		2S7W33J	0.000
		0600023		2S7W33R	67.200
		3600617		2S8W25J	134.400
		3600618		2S8W25J	84.000
				Total Production:	285.600
78800	Hermans, Alma	0600071		2S7W12E	0.000
				Total Production:	0.000
79000	Thommen, Fred	0600094		2S7W17D	0.525
		3600450		1S7W17D01	0.000
				Total Production:	0.525
79090	Thrall, Lemon	0300055		2S7W34M	0.000
				Total Production:	0.000
79200	Tillema, Harold	0300046		2S7W23Q	93.588
		3302033		2S7W26N02	116.050
				Total Production:	209.638

PRODUCTION DETAIL SUMMARY BY POOL AND USERNUM FOR FISCAL YEAR 97/98

<u>User Number:</u>	<u>User Name</u>	<u>Well Number</u>	<u>State</u>	<u>Location #</u>	<u>Production YTD</u>
79920	De Groot, Bill	0600102		2S7W09R	25.627
				Total Production:	25.627
80000	Troost, Fred & Annie No 2 Inc	3302088		2S6W17M01	112.700
		3302089		2S6W17F01	104.178
				Total Production:	216.878
80020	Troost, Greg	0600446		2S7W08N	61.510
		3302097		2S7W27A04	128.440
				Total Production:	189.950
80080	Tuinhout, Harry	0600062		2S7W22F	72.800
				Total Production:	72.800
80570	Unitex Corporation	0300014		2S7W35J	0.000
		0300060		2S7W35J	0.000
				Total Production:	0.000
81000	Valley Hay	3601097		2S7W18G	0.000
				Total Production:	0.000
81320	Binggeli, Marie	0600592		2S8W36H	0.000
		3601169		2S8W36H	68.138
				Total Production:	68.138
81400	Bas Van Dam & Son Dairy	0600047		2S7W23A	44.900
		0600432		2S7W23A	49.035
		0600433		2S7W23A	0.000
				Total Production:	93.935
81520	Van Dam, Don	0600593		2S7W18J	0.000
		3600064		2S7W18H	11.200
		3600318		2S7W18J	14.000
				Total Production:	25.200
82680	Van Hofwegen, Steve	0600017		2S8W25J	84.362
				Total Production:	84.362
83000	Van Klaveren, Albert	0600291		2S7W23M	37.500
				Total Production:	37.500
83240	Van Leeuwen, Arlan	3600193		2S7W31K	87.673
		3602546		2S7W31K	22.505
				Total Production:	110.178
83560	Van Leeuwen, John	3600142		2S8W36H	68.138
		3600961		2S8W36H	1.438
				Total Production:	69.576
83660	Van Leeuwen, William	0300054		2S7W36L	0.000
		0300107		2S7W36L	0.000
		3300194		2S7W36J	0.000
		3300195		2S7W36K	422.147
				Total Production:	422.147
83880	Van Ryn, Dick	0300183		2S7W27Q	169.597
		0600204		2S7W10N	22.500
				Total Production:	192.097
84040	Van Veen, John	0300056		3S7W03N	39.655
		0600274		2S7W22B	40.569
				Total Production:	80.224
84170	Van Vliet, Nick	0600162		2S7W21B	137.568
		0600163		2S7W21B	123.333
		0600164		2S7W21B	36.411
				Total Production:	297.313

PRODUCTION DETAIL SUMMARY BY POOL AND USERNUM FOR FISCAL YEAR 97/98

<u>User Number:</u>	<u>User Name</u>	<u>Well Number</u>	<u>Statr</u>	<u>Location #</u>	<u>Production YTD</u>
84320	H & R Dairy	0600045		2S8W25K	61.908
				Total Production:	61.908
84440	Vanden Berge, Darrell	3301505		2S6W30J	0.000
		3301506		2S6W30J	0.000
				Total Production:	0.000
84490	Vanden Heuvel, Geoffrey	3602609		2S7W29D	81.200
				Total Production:	81.200
84640	B. Vander Dussen Family Trust	0600002		2S7W10M	14.490
		0600160		2S7W10L	11.480
		3600127		2S7W10M	115.360
				Total Production:	141.330
84880	Vander Dussen Sr, John	0600397		2S7W13M	176.254
				Total Production:	176.254
84960	Vander Dussen, Sybrand	0300233		3S7W10D	0.000
		3300586		3S7W10D02	121.811
		3301536		3S7W10C	70.546
		3301929		3S7W10D	6.510
		3301931		3S7W10D	7.846
				Total Production:	206.712
85080	Vander Eyk, Jr., Case	0600075		2S7W12E	3.010
		0600076		2S7W12E	14.455
		3300092		2S7W27F	73.500
		3300093		2S7W27G	10.500
				Total Production:	101.465
85120	Van Der Eyk, Case	0300148		3S7W10G	0.791
		0600207		3S7W10D	906.750
		0600552		3S7W03N	449.525
		0600553		3S7W03N	0.000
		3301930		3S7W03N	1.000
				Total Production:	1,358.066
85170	Vander Eyk, Robert	0600174		2S7W14A	0.000
		3602533		2S7W14A	116.381
				Total Production:	116.381
85360	Vander Laan, Ben	0600398		3S7W04A	76.785
				Total Production:	76.785
85480	Vander Laan, James	0600355		2S7W33Q	0.000
				Total Production:	0.000
85520	Vander Laan, Martin	0600440		2S7W09M	39.044
				Total Production:	39.044
85760	Vander Meer, Dick	0300057		2S7W26P	100.882
				Total Production:	100.882
85810	Vander Poel, John	0300044		2S7W34C	0.000
		3300056		2S7W34C	0.000
		3300057		2S7W34C	0.000
				Total Production:	0.000
85840	Vander Poel, Pete	0600411		2S7W33B	255.283
		3600368		2S7W33H	0.000
				Total Production:	255.283
86120	Vander Schaaf, John	0300002		2S7W26A	0.000
				Total Production:	0.000

PRODUCTION DETAIL SUMMARY BY POOL AND USERNUM FOR FISCAL YEAR 97/98

<u>User Number:</u>	<u>User Name</u>	<u>Well Number</u>	<u>Stat</u>	<u>Location #</u>	<u>Production YTD</u>
86240	Vander Stelt, Steve	3300322		2S7W26F	135.595
		3300567		2S7W26K	97.195
		3301981		2S7W26L	113.015
		Total Production:			345.805
86360	R & S Dairy	0300119		2S7W25J	0.280
		Total Production:			0.280
86520	Vanderham, Cornelius	0600199		2S7W22L	79.197
		0600258		2S7W22L	194.625
		0600573		2S7W1	0.000
		Total Production:			273.822
86580	Vanderham, Corrie	3300146		2S6W18H	168.493
		Total Production:			168.493
86800	Vanderham, Pete	0600275		2S7W09Q	0.000
		0600276		2S7W09Q	160.528
		Total Production:			160.528
87240	Vasquez, Eleanor	0600048		2S8W16M	1.000
		Total Production:			1.000
87360	Veenendaal, John	0600208		2S7W08P	49.273
		Total Production:			49.273
87760	Verburg, Jack	0600077		2S8W25M	68.440
		Total Production:			68.440
87960	Verhoeven, Martin	0600098		2S7W18P	67.760
		Total Production:			67.760
88040	Vermeer, Dick	3300284		2S7W27R02	33.790
		3300285		2S7W27R01	184.766
		3302051		2S7W34A01	25.740
		Total Production:			244.296
88240	Vernóla, Pat	0300189		2S6W30B	232.000
		0300211		2S6W18P	9.000
		3300832		2S6W18P01	375.000
		3300833		2S6W19B	612.000
		3300834		2S6W19B	536.000
		3300905		2S6W19P01	572.000
		3302151		2S6W30A	130.500
Total Production:			2,466.500		
88720	Visser, Henry	0300061		2S7W31B	123.505
		0600227		2S8W26H	76.160
		0600393		2S7W31A	52.139
		0600549		2S8W25F	0.000
		Total Production:			251.804
89240	Voortman, Gertrude	0600029		2S7W17A	0.000
		Total Production:			0.000
89260	Voortman, Edwin	0600392		2S7W17H	0.829
		Total Production:			0.829
89880	Wassenaar, Peter	0600111		2S7W29J	5.614
		Total Production:			5.614
90240	Weeda, Daniel	0600168		2S8W26E	20.170
		Total Production:			20.170
91090	Pierson, Jeff	0810020		1N6W26K	0.000
		Total Production:			0.000

PRODUCTION DETAIL SUMMARY BY POOL AND USERNUM FOR FISCAL YEAR 97/98

<u>User Number:</u>	<u>User Name</u>	<u>Well Number</u>	<u>Stat</u>	<u>I Location #</u>	<u>Production YTD</u>
91160	Westra, Henry	0600334		2S7W32H	28.489
		0600545		2S7W32B	166.594
		0600595		2S7W32H	5.923
				Total Production:	201.005
91240	Westra, Calvin	0600259		2S7W24B	101.080
		0600260		2S7W13Q	0.011
91360	Weststeyn, Pete	0300063		2S7W34C	0.000
		0300110		2S7W34C	63.812
91920	Wiersema, Harry	0300226		3S7W03N	0.000
		0600531		2S7W08N	0.000
		3602532		2S7W08E	0.000
		3602587		2S7W21L	236.069
		3602588		2S7W21L	55.720
				Total Production:	291.789
92040	Wiersma, Otto	0600228		2S7W08F	20.782
92660	Troost, Maynard	0600525		2S7W33HO2	271.600
		3601681		2S7W33E	0.000
92840	Wind, John	0600578		2S7W33d	89.145
		3602586		2S7W33Q	31.500
93020	Woll, Raymond	0300045		2S7W36D	0.000
		0300050		2S7W36D	0.000
93760	Yokley, Darrell	0600387		2S7W07B	0.056
94040	Zivelonghi, George	0600305		2S7W07K	0.000
		0600306		2S7W07K	0.000
95002	Mota, Francisco	0600022		2S7W08Q	0.000
95003	Esparza, Ruben	0600003		2S7W16E	0.000
		0600263		2S7W08J	0.000
95004	Van Hofwegen, Allen	3301503		2S7W34E	28.000
		3301504		2S7W34E	0.000
95005	Te Velde, Ken	0300108		3S7W03N	52.220
95008	Tse, Rico	3301221		2S7W23G	0.000
		3301222		2S7W23N	0.000
		3601413		2S7W23F	0.000
95009	De Vuyst, David	0600092		2S7W18L	22.800
		3600412		2S7W07Q	0.000
		3600656		3S7W09H	68.400

PRODUCTION DETAIL SUMMARY BY POOL AND USERNUM FOR FISCAL YEAR 97/98

<u>User Number:</u>	<u>User Name</u>	<u>Well Number</u>	<u>State</u>	<u>Location #</u>	<u>Production YTD</u>
95016	Wood, Ivan	0600089		2S7W14J	25.200
		0600372		2S8W26D	0.000
		Total Production:			25.200
95017	Mouw, Warren	0600238		2S7W33C	90.000
		0600239		2S7W33D	0.000
		0600520		2S7W33D	56.000
		3601055		2S7W31G	0.000
		3601056		2S7W31G	113.680
		3602624		2S7W31B	405.000
Total Production:			664.680		
95021	Lewis, Sam	0300031		3S7W02D	0.000
		3301637		2S7W23N01	0.000
		Total Production:			0.000
95022	The Scotts Company	0600035		2S6W07A	0.549
Total Production:			0.549		
95023	Maust California Farms	0600004		2S7W15G	1.485
Total Production:			1.485		
95025	Sousa, Sam	0600013		2S7W17E	99.148
Total Production:			99.148		
95034	River Ranch Recycling & Organics	3300830		3S7W10B	0.000
Total Production:			0.000		
95043	Robinson Ranch	0600202		2S7W16C	15.750
Total Production:			15.750		
95044	Vanden Berge, Larry	0300224		3S7W03C	109.605
		0600178		3S7W03C	24.750
		Total Production:			134.355
95045	Miles, Bruce	0600250		2S8W23D	0.000
Total Production:			0.000		
95046	Slegers, Janet	0600078		2S7W14K	100.930
		0600550		2S7W14K	0.000
		Total Production:			100.930
95054	Koot, Bill	0300001		2S6W07J	0.000
		0300178		2S6W18A	239.858
		Total Production:			239.858
95056	Mendiondo, Catherine	0600030		2S7W06J	1.680
Total Production:			1.680		
95058	Algers, Tom	0300041		2S6W29P	86.300
		0300102		2S6W29P	22.400
		0300103		2S6W29N	90.000
		Total Production:			198.700
95059	Three D Dairy	0600019		2S7W16P	26.040
		3600858		2S7W16L	48.195
		Total Production:			74.235
95060	So.Cal.Agricultural Land Fnd.	0600200		2S7W20C	0.000
		0600581		2S7W27D	0.801
		0600582		2S7W27D	0.000
		0600583		2S7W22N	0.000
		0600584		2S7W17N	1.865
		3600460		2S7W20C	0.000
		3602102		2S7W20F	0.000
		Total Production:			2.666

PRODUCTION DETAIL SUMMARY BY POOL AND USERNUM FOR FISCAL YEAR 97/98

<u>User Number:</u>	<u>User Name:</u>	<u>Well Number</u>	<u>Stat</u>	<u>II Location #</u>	<u>Production YTD</u>
95062	Van Loon, Richard	0300053		3S7W03E	0.000
				Total Production:	0.000
95068	Lee, Simon	3300295		2S7W26H	25.000
		3600504		2S7W22K	18.750
				Total Production:	43.750
95073	Arbura, Frank	0600221		2S8W14A	0.000
				Total Production:	0.000
95075	J.G.J. Joint Venture	0600299		2S7W06Q	0.000
		3600434		2S7W09D01	0.000
		3600437		2S7W07A	0.000
				Total Production:	0.000
95077	Vander Schaaf, David	3602602		2S7W18G	64.400
		3602603		2S7W17B	33.678
				Total Production:	98.078
95081	Gorzeman, Randy	0300004		2S7W25J	0.000
		0300042		2S6W30R	148.400
		0300104		2S6W30R	270.000
		0300105		2S6W30R	0.000
				Total Production:	418.400
95082	Del Las Santos, Andres	0600044		2S7W17H	0.000
				Total Production:	0.000
95083	Walton, Frank	3602605		2S7W07J	5.000
				Total Production:	5.000
95084	Schoneveld, John	0600122		2S7W21C	221.690
				Total Production:	221.690
95090	Gutierrez, Ernesto	0600327		2S7W08C	0.000
		0810009		2S7W08C	0.000
				Total Production:	0.000
95091	Knevelbaard, Sam	0600505		2S7W21	0.000
		3302162		2S7W26Q	85.750
		3302163		2S7W26Q	11.250
		3602554		2S7W21	78.092
				Total Production:	175.092
95093	Stiefel, Jeff	0600249		2S7W18Q	4.480
		0600435		2S7W-18K	70.860
				Total Production:	75.340
95094	Hwang, Thomas	0600131		2S7W14M	0.000
		3600745		2S7W14E	0.000
				Total Production:	0.000
95097	Dokter, Wes	0300232		2S7W35J	
		3300491		2S7W35J	37.800
				Total Production:	37.800
95098	Vander Weerd, Ron	0600011		2S7W17H	41.210
				Total Production:	41.210
95099	Bos, Al	0600252		2S7W07R	183.894
				Total Production:	183.894
95101	Hawley, Howard	0300219		2S7W-34N	0.000
				Total Production:	0.000
95103	Walton, Wayman	0600527		2S7W12G	63.000
				Total Production:	63.000

PRODUCTION DETAIL SUMMARY BY POOL AND USERNUM FOR FISCAL YEAR 97/98

<u>User Number:</u>	<u>User Name</u>	<u>Well Number</u>	<u>State</u>	<u>Location #</u>	<u>Production YTD</u>
95104	Te Velde, Ralph	3600239		2S7W18B	0.000
		3602480		2S7W18A	0.000
		Total Production:			0.000
95105	TeVelde, Jim	0600535		2S7W22H	139.145
		Total Production:			139.145
95106	Grooman, Bill	0600530		2S7W-32J	0.000
		Total Production:			0.000
95107	Shelby, Cathy	0600528		2S7W-08B	0.000
		3601212		2S7W08B	0.000
		Total Production:			0.000
95112	Vanden Brink, John	0600395		2S7W07L	351.767
		0600599		2S7W07L	0.000
		3600143		2S7W07L	0.000
		Total Production:			351.767
95114	De La Torre, Jimmy	3602078		2S7W-8B	11.250
		Total Production:			11.250
95116	Hettinga, Gerben	0600370		2S7W15F	152.810
		3302150		2S6W30H	195.860
		3601421		2S7W22	0.000
		Total Production:			348.670
95120	Lizzaraga, Frank	0600043		2S7W31H	0.000
		0600219		2S7W32E	0.000
		0600542		2S7W31H	0.000
		0600543		2S7W31H	0.000
		Total Production:			0.000
95124	Kingma, Lou & Cheri	0600431		2S8W13C	27.356
		3602361		2S8W13B	0.000
		Total Production:			27.356
95125	Simoes, Gus	0600559		2S7W09E	0.000
		3600975		2S7W09B	0.000
		Total Production:			0.000
95128	Simoes, Helio	0600218		2S7W32C	74.480
		0600220		2S7W32C	135.000
		0600289		2S7W28B	0.000
		Total Production:			209.480
95129	Sanchez, Ramon	0600054		2S7W14J	0.000
		Total Production:			0.000
95131	Ensign, Chester	0600554		27W08H	0.182
		Total Production:			0.182
95132	Verkaik, Cor	0810004		2S7W08E	1.764
		Total Production:			1.764
95133	Ramos, Gabriel	0600194		2S7W08L	0.000
		Total Production:			0.000
95134	Pietersma, Ronald	3600065		2S7W27N	0.000
		3600390		2S7W27N	0.000
		Total Production:			0.000
95135	Rico, Margarito	3301899		2S7W25R	17.080
		Total Production:			17.080
95136	Echeverria & Sons Dairy #1 & 2	0300037		2S7W25R	43.220
		0600514		2S7W23D	76.800
		3602608		2S7W13L	87.460
		Total Production:			207.480

PRODUCTION DETAIL SUMMARY BY POOL AND USERNUM FOR FISCAL YEAR 97/98

<u>User Number:</u>	<u>User Name</u>	<u>Well Number</u>	<u>Stat</u>	<u>Location #</u>	<u>Production YTD</u>
95137	Gorzeman, Glenn	0600150		2S7W-16F	45.000
		0600151		2S7W16F	78.554
		Total Production:			123.554
95138	DeHoog, Michael	0600025		2S7W16L	90.000
		Total Production:			90.000
95139	Weststeyn, John	3301200		3S7W03A	74.375
		3302161		3S7W03B	28.000
		Total Production:			102.375
95141	Ennis, Dale	0300076		2S7W35N	35.430
		Total Production:			35.430
95144	Tung Wah Farms	0300079		2S7W35C	0.000
		0300080		2S7W35B	0.000
		Total Production:			0.000
95146	Visser, Jerry	0600020		2S7W30K	89.600
		0600021		2S7W30L	0.000
		Total Production:			89.600
95147	Vander Dussen, Robert	0300086		3S7W02C	0.000
		0300087		3S7W02C	0.000
		Total Production:			0.000
95148	Gonzales, Adrian	0600333		2S7W31J	0.657
		Total Production:			0.657
95158	Hermans, Harry	0600570			0.000
		Total Production:			0.000
95159	Duarte, Ignacio	0600093		2S7W17C	0.000
		Total Production:			0.000
95161	Wind, Sydney	3602537		2S7W11A	0.000
		Total Production:			0.000
95163	Lee, Chin Te	0600580		1S8W34K	0.180
		Total Production:			0.180
95165	Hill, Kurt	0600064		2S7W23B	112.175
		0600065		2S7W14Q	33.750
		Total Production:			145.925
95172	Bouma, Peter	0600195		2S7W22M	57.000
		0600196		2S7W22M	57.000
		0600466		2S7W22M	169.050
		0600568		2S7W22M	84.375
		Total Production:			367.425
95178	Venegas, Art	0600255		2S7W17C	27.216
		3601127		2S7W17D	0.000
		Total Production:			27.216
95179	D'Amato, Joseph	3602212		2S7W12M	24.045
		Total Production:			24.045
95180	Fagundes, Dave	0600279		2S7W16C	108.280
		0600521		2S7W16C	0.000
		Total Production:			108.280
95182	Walker, Dale	0600532		2S7W15F	11.916
		Total Production:			11.916
95183	Edens, Libbie	0600590		2S8W03C	0.000
		Total Production:			0.000
95184	Bollema, Harold	0600341		2S7W16D	0.000
		0600342		2S7W16D	110.225
		Total Production:			110.225

PRODUCTION DETAIL SUMMARY BY POOL AND USERNUM FOR FISCAL YEAR 97/98

<u>User Number:</u>	<u>User Name</u>	<u>Well Number</u>	<u>Stat</u>	<u>Location #</u>	<u>Production YTD</u>	
95185	Stueve, Glen	0600383		2S7W33D	165.522	
		0600526		2S7W-33A	0.000	
		3600366		2S7W33A01	2.443	
		3600502		2S7W33C	270.929	
				Total Production:	438.894	
95187	Lanting, Ronald	0600222		2S7W21H	0.500	
				Total Production:	0.500	
95188	Rasner, Bud	0300228		2S6W27D	0.000	
				Total Production:	0.000	
95189	Pietszak, Sally	0600329		2S8W01K	0.000	
				Total Production:	0.000	
95193	Pinheiro, Jack	0600601		2S7W12B	0.000	
				Total Production:	0.000	
95194	Badders, Louis	0600596		1S8W33Q	0.000	
				Total Production:	0.000	
95195	Van Dam, Jr., Dick	3601912		2S8W22A	77.024	
				Total Production:	77.024	
95196	Corral, Reyes	0600246		2S7W18F	80.000	
			0600247		2S7W18C	0.743
				Total Production:	80.743	
95197	Kim, In Hak	3600840		2S8W03	3.124	
				Total Production:	3.124	
95199	Dyt, Rich	3602213		2S7W17N	68.868	
			3602214		2S7W17N	14.000
				Total Production:	82.868	
95200	Petrissans, Denis	0600203		2S7W10L	0.000	
				Total Production:	0.000	
95201	Chavez, Miguel	0600516		2S7W-22B	82.880	
				Total Production:	82.880	
95202	Vieira, Mary	0300059		2S7W34M	0.000	
				Total Production:	0.000	
95203	Silva, Cirilo	0600464		2S7W22C	0.000	
				Total Production:	0.000	
95205	St. Elizabeth Ann Seton Catholic Church	0600134		2S7W04M	0.000	
				Total Production:	0.000	
95206	Harrington, Charlie	0300230		2S7W36A4	0.000	
				Total Production:	0.000	
95207	Idsinga, William	0600579		2S7W14Q	69.692	
				Total Production:	69.692	
95209	Bidart, John	0600474		2S7W32A	28.352	
				Total Production:	28.352	

Pool Number: 1 TOTAL: 43,344.680

Pool Number: 2

2040	Ameron	3601366		1S6W21P01	7.740
				Total Production:	7.740
14490	California Steel Industries Inc	0800014			1,300.000
				Total Production:	1,300.000

PRODUCTION DETAIL SUMMARY BY POOL AND USERNUM FOR FISCAL YEAR 97/98

<u>User Number:</u>	<u>User Name</u>	<u>Well Number</u>	<u>State</u>	<u>Location #</u>	<u>Production YTD</u>
15250	Swan Lake Mobile Home Park	0300197		2S6W19H	0.000
		0300201		2S6W19M02	100.727
		0800002			228.355
		Total Production:			329.082
17840	Calmat Properties Co	3601719		1S8W10R	12.370
		Total Production:			12.370
42640	Jurupa Comm Svcs Dist	0800016			0.000
		Total Production:			0.000
42800	Kaiser Ventures Inc	0600556		1S6W16G	2.563
		Total Production:			2.563
67001	SB Cnty Airports Dept-Chino	0800006			133.870
		Total Production:			133.870
72960	Southern Cal. Edison Company	3600371		1S6W17H01	126.251
		3600372		1S6W17F01	491.012
		3602116		1S6W17G01	414.464
		3602468		2S7W12R	0.000
		Total Production:			1,031.728
73100	Angelica Textile Service	1682477			
		1902353		1S8W29C	29.053
		Total Production:			29.053
75800	Sunkist Growers Inc	0600529		1S7W29F	0.058
		0800008		ASSIGNMENT	588.163
		3600592		1S7W29E	0.160
		3600593		2S7W15K	242.144
		3600595		2S7W15K	0.000
		3600597		2S7W15K	0.000
Total Production:			830.525		
80440	Praxair Inc.	0800007			174.090
		Total Production:			174.090
95086	General Electric Corp	0800011			0.010
		0800015		1S7W31L	766.270
		Total Production:			766.280
95181	California Speedway	3601364		1S6W16A01	1,047.869
		Total Production:			1,047.869

Pool Number: 2 TOTAL: 5,665.168

Pool Number: 3

970	Arrowhead Mtn Spring Water Co	0600496		1S6W32H01	8.224
		Total Production:			8.224
16330	Inland Empire Utilities Agency	0600477		1S6W34J	3.600
		0600501		2S8W36K	0.850
		3600616		2S7W04A	0.000
		Total Production:			4.450

PRODUCTION DETAIL SUMMARY BY POOL AND USERNUM FOR FISCAL YEAR 97/98

<u>User Number:</u>	<u>User Name</u>	<u>Well Number</u>	<u>Stat</u>	<u>ll Location #</u>	<u>Production YTD</u>
16560	City of Chino	0600417		2S7W06E03S	2,032.555
		0600467		1S8W35C06S	923.035
		0600478		2S8W12K01S	1,389.634
		0600482		1S8W26H02S	2,095.826
		0800006			-133.870
		3601618		2S8W11L01S	1,015.168
		3601752		1S8W35J01S	764.904
		3602105		2S8W11M01s	618.943
		3602666		1S8W35J02S	99.950
		3602680		1S8W35C05S	14.991
		Total Production:			8,821.135
19760	Cucamonga County Water District	0600479		1S7W14D02	1,446.400
		3600475		1S7W14D01	1,301.160
		3601174		1S7W14E01	891.670
		3601373		1S7W14L01	461.240
		3602000		1S7W14G01	986.810
		Total Production:			5,087.280
29180	Fontana Water Company	0600486		1S6W23D25	1,011.231
		0600490		1S6W11	816.414
		0600491		1S6W11	212.988
		0600492		1S6W24R01	2,263.889
		0600497		1S5W07	1.139
		0600502		1N5W31	435.578
		0600504		1N5W32	147.475
		0600512		1S5W-04N	0.934
		0600561		1S06W11	1,976.811
		0600562		1S06W23	1,083.515
		0800007			-174.090
		0800014			-1,300.000
		3600567		1S5W07R01	82.323
		3600572		1S6W12P01	1.490
		3600573		1S6W11N01	988.211
		3600574		1S6W26C01	1,088.053
		3600583		1S6W11B01	1,117.470
		3600584		1S5W06D01	41.704
		3600587		1S5W06J01	1,178.542
				Total Production:	

PRODUCTION DETAIL SUMMARY BY POOL AND USERNUM FOR FISCAL YEAR 97/98

<u>User Number:</u>	<u>User Name</u>	<u>Well Number</u>	<u>Stat</u>	<u>! Location #</u>	<u>Production YTD</u>
42640	Jurupa Comm Svcs Dist	0300179		2S6W20K04	321.954
		0300188		2S6W09F01	- 317.323
		0300200		2S6W4D03	2,657.685
		0300202		2S6W09C01	720.634
		0300204		2S6W09D03	2,020.661
		0300205		2S6W09E01	778.816
		0300206		2S6W10N01	0.000
		0300207		2S6W4E1	4,462.507
		0300208		2S6W4M2	1,100.627
		0800001			-207.337
		0800002			-228.355
		0800004			-490.792
		0800018			-33.200
		3300536		2S6W10M03	0.000
		3300537		2S6W10M04	0.000
		3301743		2S6W05A01	0.000
		3301895		2S6W09K01	122.367
				Total Production:	11,542.888
		49470	Los Serranos Country Club	3602465	
				Total Production:	0.000
51560	Marygold Mutual Water Co	3600194		1S5W21D01	0.000
		3600195		1S5W20D01	0.000
		3600196		1S5W21B01	0.000
		3602404		1S5W21D	0.000
		Total Production:	0.000		
54280	Monte Vista Water District	0600415		1S8W15R	2,338.656
		0600436		1S8W15R	732.153
		0600448		1S8W11C	0.000
		3600657		1S8W35M02	0.000
		3600658		2S8W04A02	0.000
		3601354		1S8W26B01	0.000
		3601355		1S8W34A	0.000
		3601357		1S8W14A02	0.000
		3601358		1S8W14D01	1,202.376
		3601359		1S8W15H01	881.725
		3601362		1S8W23A03	0.000
		3601363		1S8W14N01	1,034.835
		3601367		1S8W15J01	639.184
		3601368		1S8W24E01	0.000
		3601819		2S8W09B01	0.000
		3601947		2S8W09H03	0.000
		Total Production:	6,828.928		
54320	Monte Vista Irrigation Co.	3600754		1S8W25C01	181.341
				Total Production:	181.341
56560	City of Norco	0300172		2S6W19E	0.000
		0300173		2S6W19E	0.000
		0300199		2S6W19E	338.463
		0800001			206.907
		3302115		2S7W36H02	0.000
		Total Production:	545.370		

PRODUCTION DETAIL SUMMARY BY POOL AND USERNUM FOR FISCAL YEAR 97/98

<u>User Number:</u>	<u>User Name</u>	<u>Well Number</u>	<u>Stat</u>	<u>Location #</u>	<u>Production YTD</u>		
57440	City of Ontario	0600453		1S7W22Q	3,617.548		
		0600455		1S6W29H	4,055.449		
		0600476		1S7W32A	1,999.644		
		0600493		1S7W29DO1	3,154.105		
		0600494		1S7W34A03	1,835.888		
		0600551		1S6W19N	2,577.250		
		0600585		1S7W23GOIS	2,775.526		
		0800008		ASSIGNMENT	-588.163		
		3600010		1S7W23M	946.445		
		3600012		1S7W26A	319.850		
		3601065		1S7W23D01	61.252		
		3601771		1S7W20C01	1,131.842		
		3601772		1S7W21D01	2,008.430		
		3601777		1S7W18G01	18.564		
		3601778		1S7W28M02	1,068.710		
		3601952		1S6W31D01	546.890		
		3602051		1S8W25Q02	2,545.500		
		3602052		1S7W28R02	849.020		
		3602107		1S7W29A01	2,740.488		
		3602266		1S7W22B01	9.523		
		3602267		1S7W13R02	172.671		
		3602457		1S7W24M	1,579.236		
				Total Production:	33,425.665		
		61880	City of Pomona	1901713		1S8W28G01	912.515
				1901714		1S8W28E02	856.670
				1901715		1S8W28E01	898.314
				1901719		1S8W28G02	1,095.771
				1901720		1S8W28M01	264.560
				1901721		1S8W28M02	393.316
				1901722		1S8W28N01	546.408
				1901723		1S8W28N02	754.206
				1901724		1S8W28F02	926.281
				1901725		1S8W28L01	586.288
1901726				1S8W28M03	334.611		
1902804				1S8W31J01	467.092		
1902853				1S8W30K01	0.000		
1902875				1S8W33D01	772.665		
1902917				1S8W32G01	0.000		
1903016				1S8W28F01	1,129.060		
1903063				1S8W33E01	821.605		
1903079				1S8W33C01	385.895		
1903113				1S8W15D01	1,117.204		
1903126				2S8W04J01	697.094		
1903156				1S8W21R	77.287		
1904001				1S8W28G03	719.612		
1904002				1S8W28C01	367.712		
				Total Production:	14,124.166		
66960	San Antonio Water Company			3601561		1S7W17J01	0.142
				3601563		1N7W29E01	97.533
						Total Production:	97.675

PRODUCTION DETAIL SUMMARY BY POOL AND USERNUM FOR FISCAL YEAR 97/98

<u>User Number:</u>	<u>User Name</u>	<u>Well Number</u>	<u>Stat</u>	<u>Location #</u>	<u>Production YTD</u>
67003	City of Chino Hills	0600487		2S8W23C	0.000
		0600488		2S8W14N	1,087.592
		0600489		2S8W10P	32.527
		0600495		2S8W23D	0.660
		0600498		2S8W15C05	0.000
		0600499		2S8W11P05	950.427
		0600500		2S8W14B05	161.873
		3601911		2S8W23C01	435.353
		3601916		2S8W15C02	55.225
		3601917		2S8W15C03	185.292
		3601922		2S8W22J	0.000
		Total Production:		2,908.949	
67004	Krause, Phil	0600469		3S7W06	6.794
				Total Production:	6.794
67120	Santa Ana River Water Co.	0800004			490.792
		3300973		2S6W16C01	0.007
		3301715		2S6W21E01	0.140
		3301945		2S6W29C01	0.333
		3302078		2S6W16C02	0.177
				Total Production:	
73040	Southern California Water Co.	3601764		1S8W15P02	379.849
				Total Production:	379.849
80640	City of Upland	0600589		1N7W25E01	0.000
		0600598		1S7W08N025	447.770
		3600180		1S8W12M01	0.000
		3600358		1S7W08N01	0.000
		3600359		1S8W11R01	0.000
		3600360		1S7W17E01	1,475.840
		3600862		1S8W11J01	0.000
		Total Production:		1,923.610	
90920	West End Cons Water Comp	3600806		1S8W12P01	0.000
		3600807		1S8W12K01	0.000
				Total Production:	0.000
90960	West San Bernardino County WD	0600524		1S5W20P	0.000
				Total Production:	0.000
95087	Pyrite Canyon Group, Inc	0800012			82.977
				Total Production:	82.977
99999	MWD of So Ca	0800013			0.400
				Total Production:	0.400

Pool Number: 3

TOTAL: 97,434.827

Grand Total: 146,444.676

CHINO BASIN MUNICIPAL WATER DISTRICT V. CITY OF CHINO et al.
CASE NO. RCV 51010

PROOF OF SERVICE

I, Michelle Lauffer, declare:

1. I am over the age of 18 and not a party to this action. My business address is Chino Basin Watermaster, 8632 Archibald Avenue, Suite 109, Rancho Cucamonga, California 91730.

2. On today's date, I served the documents identified below by placing a true and correct copy of same in sealed envelopes addressed to each of the addresses shown on the attached mailing list #1.

3. On today's date I served notice of matters identified below by mailing a postcard containing the information set forth on the attached page, addressed to each of the addresses listed on the attached mailing list #2.

NOTICE OF MOTION AND MOTION, MEMORANDUM OF POINTS AND AUTHORITIES, AND DECLARATION OF TRACI STEWART CONCERNING:

- 1) AMENDMENT OF THE JUDGMENT REGARDING THE DEADLINE FOR FILING ANNUAL REPORTS;
- 2) RATIFICATION OF CERTAIN WATERMASTER DECISIONS;
- 3) RECEIPT AND FILING OF 21ST ANNUAL REPORT OF WATERMASTER ACTIVITIES; AND
- 4) RECEIPT AND FILING OF PRODUCTION SUMMARY FOR 1997-98

4. I then placed said postcards for collection, processing and mailing by Chino Basin Watermaster personnel with the United States Postal Service on today's date, following Chino Basin Watermaster's ordinary business practices. Pursuant to these practices, with which I am familiar, postcards are deposited in the ordinary course of business with the United States Postal Service on the same date they are collected and processed, with postage thereon fully prepaid.

I declare under penalty of perjury under the laws of the State of California that the foregoing is true and correct.

Executed on January 29, 1999, at Rancho Cucamonga,
California.


Michelle Lauffer

AAA AA
MAILING LIST 1
UPDATED 1/29/99

CURTIS AARON
CITY OF FONTANA
8353 SIERRA AVE
FONTANA CA 92335-3598

HAROLD ANDERSEN
MONTE VISTA IRRIGATION CO
2529 W TEMPLE ST
LOS ANGELES CA 90026-4819

CHET ANDERSON
SOUTHERN CALIFORNIA WATER CO
401 S SAN DIMAS CANYON RD
SAN DIMAS CA 91773

RICHARD ANDERSON
1365 W FOOTHILL BLVD,STE 1
UPLAND CA 91786

A W ARAIZA
WEST SAN BERNARDINO C W D
P.O. BOX 920
RIALTO CA 92376-0920

STEVE ARBELBIDE
CBWM BOARD
417 PONDEROSA TR
CALIMESA CA 92320

RICHARD ATWATER
BOOKMAN-EDMONSTON ENG INC
225 W BROADWAY SUITE 400
GLENDALE CA 91204-1331

RODNEY BAKER
P.O. BOX 438
COULTERVILLE CA 95311-0438

VICTOR BARRION
MTN VISTA POWER GEN CO
8996 ETIWANDA AVE
ETIWANDA CA 91739

DANIEL BERGMAN
PYRITE CANYON GROUP INC
3200 C PYRITE ST
RIVERSIDE CA 92509

BOB BEST
NAT'L RESOURCES CONS SVS
25809 BUSINESS CENTER DR B
REDLANDS CA 92374

GERALD BLACK
FONTANA UNION WATER CO
P.O. BOX 638
RCHO CUCA CA 91729-0638

KATHIE BLYSKAL
SUNKIST GROWERS INC
760 E SUNKIST ST
ONTARIO CA 91761

PATTI BONAWITZ
IEUA * MWD
P.O. BOX 697
RCHO CUCA CA 91729-0697

GEORGE BORBA JR
7955 EUCALYPTUS AVE
CHINO CA 91710-9065

BEVERLY BRADEN
WEST END CONS WATER CO
P.O. BOX 460
UPLAND CA 91785

KATHRYN H K BRANMAN
MOBILE COMMUNITY MGMT CO
1801 E EDINGER AVE #230
SANTA ANA CA 92705-4754

RICK BUFFINGTON
STATE OF CA CIM
P.O. BOX 1031
CHINO CA 91710

TERRY CATLIN
CBWM BOARD
2344 IVY CT
UPLAND CA 91784

NEIL CLIFTON
IEUA * MWD
P.O. BOX 697
RANCHO CUCAMONGA CA 91729-06

TERRY COOK
KAISER VENTURES INC
3633 E INLD EMP BLVD STE 850
ONTARIO CA 91764

GEORGE COSBY
CALMAT PROPERTIES CO
3200 N SAN FERNANDO RD
LOS ANGELES CA 90065

DAVE CROSLEY
CITY OF CHINO
5050 SCHAEFER AVE
CHINO CA 91710-5549

ROBERT DEBERARD
CHAIRMAN-AG POOL
P.O. BOX 1223
UPLAND CA 91785-1223

ROBERT DELOACH
CUCAMONGA COUNTY WATER DIST
P.O. BOX 638
RANCHO CUCA CA 91729-0638

BILL DENDY
BILL DENDY & ASSOCIATES
429 F ST SUITE 2
DAVIS CA 95616-4111

GREG DEVEREAUX
CITY OF ONTARIO
303 E "B" ST
ONTARIO CA 91764

DICK DYKSTRA
10129 SCHAEFER
ONTARIO CA 91761-7973

RALPH FRANK
755 LAKEFIELD RD #3
WESTLAKE VILLAGE CA 91361

RALPH FRANK
755 LAKEFIELD RD #3
WESTLAKE VILLAGE CA 91361

SAM FULLER
SAN BERNARDINO VALLEY MWD
P.O. BOX 5906
SAN BERNARDINO CA 92412-5906

MARK GAGE P E
GEOMATRIX CONSULTANTS INC
100 PINE ST 10TH FL
SAN FRANCISCO CA 94111

JIM GALLAGHER
SOUTHERN CALIFORNIA WATER CO
2143 CONVENTION CTR WAY STE 110
ONTARIO CA 91764

ALLAN E GLUCK
N AMERICAN COMM REAL EST
123 S. FIGUEROA ST STE 190 B
LOS ANGELES CA 90012-5517

JOE GRINDSTAFF
SAWPA
11615 STERLING AVE
RIVERSIDE CA 92503

JACK HAGERMAN
STATE OF CA CIM
4158 CENTER ST
NORCO CA 91760

RICK HANSEN
THREE VALLEYS MWD
P.O. BOX 1300
CLAREMONT CA 91711

DONALD HARRIGER
CBWM BOARD
P.O. BOX 5286
RIVERSIDE CA 92517-5286

CARL HAUGE
DEPT OF WATER RESOURCES
1020 9TH ST 3RD FL
SACRAMENTO CA 95814

SCOTT HENDRIX
ARROWHEAD WATER COMP
5772 JURUPA RD
ONTARIO CA 91761-3672

ATTORNEY AT LAW
HIGGS FLETCHER & MACK
401 W A STREET
SAN DIEGO CA 92101-7908

PAUL HOFER
CBWM BOARD
11248 S TURNER AVE
ONTARIO CA 91761

NINA JAZMADARIAN
METROPOLITAN WATER DISTRICT
P.O. BOX 54153
LOS ANGELES CA 90054-0153

KEN JESKE
CITY OF ONTARIO
1425 S BON VIEW AVE
ONTARIO CA 91761-4406

JOSEPHINE JOHNSON
CBWM BOARD
3635 RIVERSIDE DR
CHINO CA 91710

GENERAL MANAGER
JURUPA COMM SVCS DIST
8621 JURUPA RD
RIVERSIDE CA 92509-3229

BARRETT KEHL
CBWCD
P.O. BOX 2400
MONTCLAIR CA 91763-0900

PATRICK J. KING
CBWM BOARD MEMBER
303 E "B" ST
ONTARIO CA 91764-4196

MARK KINSEY
MONTE VISTA WATER DISTRICT
P.O. BOX 71
MONTCLAIR CA 91763-0071

VERN KNOOP
DEPT OF WATER RESOURCES
770 FAIRMONT AVE
GLENDALE CA 91203-1035

GENE KOOPMAN
13898 ARCHIBALD AVE
ONTARIO CA 91761-7979

J KOPALD & L HAIT
KOPALD & MARK
8888 OLYMPIC BLVD
BEVERLY HILLS CA 90211

MANAGER
KRONICK MOSKOVITZ TIEDEMANN &
GIRARD
400 CAPITOL MALL 27TH FL
SACRAMENTO CA 95814-4417

A. A. KRUEGER
CBWM BOARD
3736 TOWNE PARK CR
POMONA CA 91767

KENNETH KULES
METROPOLITAN WATER DISTRICT
P.O. BOX 54153
LOS ANGELES CA 90054-0153

ALAN MARKS
CTY OF SAN BERN CTY CNSL
157 W 5TH ST
SAN BERNARDINO CA 92415

MIKE MCGRAW
FONTANA WATER COMPANY
P.O. BOX 987
FONTANA CA 92334-0987

BILL MILLS
ORANGE COUNTY WATER DIST
P.O. BOX 8300
FTN VALLEY CA 92728-8300

RUBEN MONTES
SAN BERNARDINO CTY FLD CONT DIS
825 E THIRD ST
SAN BERNARDINO CA 92415

JIM MOODY
CITY OF UPLAND
P.O. BOX 460
UPLAND CA 91785-0460

CHRIS NAGLER
DEPT OF WATER RESOURCES
770 FAIRMONT AVE SUITE 102
GLENDALE CA 91203-1035

ROBERT NEUFELD
CHAIRMAN CBWM BOARD
14111 SAN GABRIEL CT
RANCHO CUCAMONGA CA 91739

DANA OLDENKAMP
MILK PRODUCERS COUNCIL
3214 CENTURION PL
ONTARIO CA 91761

ROBERT OLISLAGERS
CNTY OF SAN BERNARDINO
7000 MERRILL AVE BOX 1
CHINO CA 91710-9027

SANDY OLSON
WALNUT VALLEY WATER DISTRICT
271 S BREA CANYON RD
WALNUT CA 91789

HENRY PEPPER
CITY OF POMONA
505 S GAREY AVE
POMONA CA 91766

JEFFREY PIERSON
UNITEX /CORONA FARMS
3090 PULLMAN ST STE 209
COSTA MESA CA 92626

ROBB D QUINCEY
IEUA * MWD
P.O. BOX 697
RCHO CUCA CA 91729-0697

LEE R REDMOND III
KAISER VENTURES INC
3633 E INLD EMP BLVD STE 850
ONTARIO CA 91764

BILL RICE
RWQCB - SANTA ANA REGION
3737 MAIN ST STE 500
RIVERSIDE CA 92501-3339

DAVID RINGEL
MONTGOMERY WATSON
P.O. BOX 7009
PASADENA CA 91109-7009

ARNOLD RODRIGUEZ
SANTA ANA RIVER WATER CO
10530 54TH ST
MIRA LOMA CA 91752-2331

GLEN ROJAS
CITY OF CHINO
P.O. BOX 667
CHINO CA 91708-0667

MICHAEL RUDINICA
RBF & ASSOCIATES
14725 ALTON PARKWAY
IRVINE CA 92619-7057

MANAGER
RUTAN & TUCKER
611 ANTON BLVD STE 1400
COSTA MESA CA 92626

WAYNE SALMI
PRAXAIR
5735 AIRPORT DR
ONTARIO CA 91761

PATRICK SAMPSON
P.O. BOX 660
POMONA CA 91769

JOSEPH C SCALMANINI
500 FIRST ST
WOODLAND CA 95695

JOHN SCHATZ
FOR JURUPA COMM SVS DIST
P.O. BOX 7775
LAGUNA NIGUEL CA 92607-7775

JOE SCHENK
CITY OF NORCO
P.O. BOX 428
NORCO CA 91760-0428

DONALD SCHROEDER
CBWM BOARD
3700 MINTERN
RIVERSIDE CA 92509

DAVID SCRIVEN
KRIEGER & STEWART
3602 UNIVERSITY AVE
RIVERSIDE CA 92501

MARILYN SMITH
SECY ONTARIO CITY COUNCIL
303 E "B" STREET
ONTARIO CA 91764

MICHAEL SMITH
NICHOLS STEAD BOILEAU & KOSTOFF
223 W FOOTHILL BLVD #200
CLAREMONT CA 91711-2708

MS. PHIL SMITH
STATE OF CA
P.O. BOX 942883
SACRAMENTO CA 94283-0001

BILL STAFFORD
MARYGOLD MUTUAL WATER CO
9715 ALDER ST
BLOOMINGTON CA 92316-1637

DAVID STARNES
MOBILE COMMUNITY MGMT CO
1801 E EDINGER AVE STE 230
SANTA ANA CA 92705

ED STRAUB
CALIFORNIA SPEEDWAY
P.O. BOX 9300
FONTANA CA 92334-9300

SWRCB
DIVISION OF WATER RIGHTS
P.O. BOX 2000
SACRAMENTO CA 95809-2000

GENE TANAKA
BEST BEST & KRIEGER LLP
P.O. BOX 1028
RIVERSIDE CA 92502

LENNA TANNER
CITY CLERK - CITY OF CHINO
P.O. BOX 667
CHINO CA 91708-0667

JERRY THIBEAULT
RWQCB - SANTA ANA REGION
3737 MAIN ST STE 500
RIVERSIDE CA 92501-3339

MICHAEL THIES
SPACE CENTER MIRA LOMA INC
3401 S ETIWANDA AVE BLDG 503
MIRA LOMA CA 91752-1126

DAVID THOMPSON
GE-MGR ENV REMEDIATION PROGRAMS
640 FREEDOM BUSINESS CTR.
KING OF PRUSSIA PA 19406

JOHN THORNTON
PSOMAS AND ASSOCIATES
3187 RED HILL AVE, SUITE 250
COSTA MESA CA 92626

HAROLD TREDWAY
10841 PARAMOUNT BLVD
DOWNEY CA 90241

ARLAN VAN LEEUWEN
FAIRVIEW FARMS
6875 PINE AVE
CHINO CA 91710-9165

GEOFFREY VANDEN HEUVEL
CBWM BOARD
7551 KIMBALL AVE
CHINO CA 92710-9269

ERICK VAUGHN
ANGELICA RENTAL SERVICE
P.O. BOX 1209
BREA CA 92822-1209

WILLIAM C. WALKER JR.
CBWM BOARD
3768 E GRAND AVE
POMONA CA 91766

JAMES WARD
THOMPSON & COLGATE
P.O. BOX 1299
RIVERSIDE CA 92502

MARK WARD
AMERON INTERNATIONAL
13032 SLOVER AVE
FONTANA CA 92335-6990

RAY WELLINGTON
SAN ANTONIO WATER COMPANY
139 N EUCLID AVE
UPLAND CA 91786-6036

CHARLES R. WHITE
DEPT WATER RESOURCES-SO DIST
770 FAIRMONT AVE
GLENDALE CA 91203-1035

MICHAEL WHITEHEAD
SAN GABRIEL VALLEY WATER CO
P.O. BOX 6010
EL MONTE CA 91734

MARK WILDERMUTH
WILDERMUTH ENVIRONMENTAL INC
415 N EL CAMINO REAL STE A
SAN CLEMENTE CA 92672

JEROME WILSON
CBWM BOARD
6035 FALLING TREE LN
ALTA LOMA CA 91737

STAN YARBROUGH
CITY OF CHINO HILLS
2001 GRAND AVE
CHINO HILLS CA 91709-4869

ATTORNEY SERVICE LIST

RICHARD ADAMS II
DEPUTY COUNSEL - POMONA
ALVAREZ-GLASMAN & CLOVEN
505 S GAREY AVE
POMONA CA 91766

ROBERT DOUGHERTY
GENERAL COUNSEL-ONTARIO
COVINGTON & CROWE
P O BOX 1515
ONTARIO CA 91762

MARK HENSLEY
ATTORNEY-CITY OF CHINO HILLS
BURKE WILLIAMS & SORENSON
611 W 6TH ST STE 2500
LOS ANGELES CA 90071-1469

ARTHUR KIDMAN
ATTORNEY-MVWD
MC CORMICK KIDMAN & BEHRENS
695 TOWN CENTER DR STE 1400
COSTA MESA CA 92626-1924

JAMES L MARKMAN
RICHARDS WATSON & GERSHON
P O BOX 1059
BREA CA 92822-1059

JOHN SCHATZ
COUNSEL-JCSD
P O BOX 2279
MISSION VIEJO CA 92690-2279

GENE TANAKA
BEST BEST & KRIEGER LLP
P O BOX 1028
RIVERSIDE CA 92502-1028

WAYNE K LEMIEUX
LEMIEUX & O'NEILL
200 N WESTLAKE BLVD STE 100
WESTLAKE VILLAGE CA 91362-3755

WILLIAM J. BRUNICK ESQ.
BRUNICK ALVAREZ & BATTERSBY
P O BOX 6425
SAN BERNARDINO CA 92412

FREDERIC FUDACZ
NOSSAMAN GUTHNER KNOX & ELLIOTT LLP
445 S FIGUEROA ST 31ST FL
LOS ANGELES CA 90071-1672

BOYD HILL
ATTORNEY-CITY OF UPLAND
RICHARDS WATSON & GERSHON
333 S HOPE ST 38TH FL
LOS ANGELES CA 90071-1469

JARLATH OLAY
DEPUTY GENERAL COUNSEL MWD
700 N ALAMEDA ST
LOS ANGELES CA 90012

THOMAS H MC PETERS
MC PETERS MC ALEARNEY SHIMFF & HATT
P O BOX 2084
REDLANDS CA 92373

ANNE J SCHNEIDER
ELLISON & SCHNEIDER
2015 H ST
SACRAMENTO CA 95814-3109

ANNE T THOMAS
BEST BEST & KRIEGER LLP
P O BOX 1028
RIVERSIDE CA 92502-1028

JEAN CIHIGOYENETCHE
GENERAL COUNSEL-IEUA
CIHIGOYENETCHE GROSSBERG & CLOUSE
3602 INLAND EMPIRE BLVD STE C315
ONTARIO CA 91764

JIMMY GUTIERREZ
ATTORNEY-CITY OF CHINO
EL CENTRAL REAL PLAZA
12612 CENTRAL AVE
CHINO CA 91710

STEVEN KENNEDY
GENERAL COUNSEL-TVMWD
BRUNICK ALVAREZ & BATTERSBY
P O BOX 6425
SAN BERNARDINO CA 92412

MARILYN LEVIN
STATE OF CALIFORNIA
OFFICE OF THE ATTORNEY GENERAL
300 S SPRING ST 11TH FL N TOWER
LOS ANGELES CA 90013-1232

DAN MC KINNEY
SPECIAL COUNSEL-AG POOL
REID & HELLYER
P O BOX 1300
RIVERSIDE CA 92502-1300

TIMOTHY J RYAN
SAN GABRIEL VALLEY WATER COMPANY
P O BOX 6010
EL MONTE CA 91734

SUSAN TRAGER
LAW OFFICES OF SUSAN M TRAGER
2100 SE MAIN ST STE 104
IRVINE CA 92614-6238

***** NOTICE OF HEARING *****

TO: ALL ACTIVE CHINO BASIN PARTIES, CASE NO. RCV 51010
WHEN: March 2, 1999
WHERE: SAN BERNARDINO SUPERIOR COURT, DEPARTMENT H,
8303 N. HAVEN AVE, RANCHO CUCAMONGA, CA 91730-3862

WHAT: NOTICE OF MOTION AND MOTION, MEMORANDUM OF POINTS AND
AUTHORITIES, AND DECLARATION OF TRACI STEWART CONCERNING:
1) AMENDMENT TO THE JUDGMENT REGARDING THE DEADLINE FOR FILING
ANNUAL REPORTS;
2) RATIFICATION OF CERTAIN WATERMASTER DECISIONS;
3) RECEIPT AND FILING OF 21ST ANNUAL REPORT OF WATERMASTER
ACTIVITIES; AND
4) RECEIPT AND FILING OF PRODUCTION SUMMARY FOR 1997-98

A COPY OF THE PLEADINGS REGARDING THESE MATTERS MAY BE OBTAINED BY CONTACTING CHINO BASIN
WATERMASTER.

YOUR PRESENCE AT THIS HEARING IS NOT REQUIRED BUT YOUR ATTENDANCE IS WELCOME.

TRACI STEWART

CHIEF OF WATERMASTER SERVICES

(909) 484-3888

***** NOTICE OF HEARING *****

TO: ALL ACTIVE CHINO BASIN PARTIES, CASE NO. RCV 51010
WHEN: March 2, 1999
WHERE: SAN BERNARDINO SUPERIOR COURT, DEPARTMENT H,
8303 N. HAVEN AVE, RANCHO CUCAMONGA, CA 91730-3862

WHAT: NOTICE OF MOTION AND MOTION, MEMORANDUM OF POINTS AND
AUTHORITIES, AND DECLARATION OF TRACI STEWART CONCERNING:
1) AMENDMENT TO THE JUDGMENT REGARDING THE DEADLINE FOR FILING
ANNUAL REPORTS;
2) RATIFICATION OF CERTAIN WATERMASTER DECISIONS;
3) RECEIPT AND FILING OF 21ST ANNUAL REPORT OF WATERMASTER
ACTIVITIES; AND
4) RECEIPT AND FILING OF PRODUCTION SUMMARY FOR 1997-98

A COPY OF THE PLEADINGS REGARDING THESE MATTERS MAY BE OBTAINED BY CONTACTING CHINO BASIN
WATERMASTER.

YOUR PRESENCE AT THIS HEARING IS NOT REQUIRED BUT YOUR ATTENDANCE IS WELCOME.

TRACI STEWART

CHIEF OF WATERMASTER SERVICES

(909) 484-3888

00020
MAILING LIST 2-ACTIVE PARTIES
"2"
REV. 10/06/98

00060
A. B. & G. CATTLE COMPANY
6655 KIMBALL AVE
CHINO, CA 91710-9121

00360
ABBONA TRUST
JAMES & ANNA ABBONA
3150 CHINO HILLS PKWY
CHINO HILLS, CA 91709

00730
JB'S CALVES
JEAN AGUERRE
6655 KIMBALL AVE
CHINO, CA 91710-9130

00760
LOUIS AGUERRE
14022 CYPRESS AVE
CHINO, CA 91710-9005

00970
ARROWHEAD MTN SPRING WATER CO
SCOTT HENDRIX
5772 JURUPA RD
ONTARIO, CA 91761

01180
RAY ALBERS
8649 MERRILL AVE
CHINO, CA 91710-9234

01200
JAKE ALEWYN
14361 GROVE AVE
CHINO, CA 91710-9120

01720
STUEVE BROTHERS FARMS
EDGAR STUEVE
8300 PINE AVE
CHINO, CA 91710-9239

02200
ANDERSON FARMS
JOHN ANDERSON
12455 HOLLY AVE
CHINO, CA 91710-2633

02690
RUBEN ANGUIANO
613 WOOD ST
SANTA ANA, CA 92703

02760
XAVIER APHESSETCHE
7262 BICKMORE AVE
CHINO, CA 91710-9102

03440
LEWIS AUKEMAN
12391 SCHLEISMAN RD
MIRA LOMA, CA 91752-2725

03740
B & G HAY COMPANY INC
8775 E RIVERSIDE DR
ONTARIO, CA 91761-6703

03800
RAYMOND BACHOC
13331 WALKER AVE
ONTARIO, CA 91761-7978

04040
WARREN BAIN
6420 HARRISON AVE
CORONA, CA 91720-9634

04320
BANGMA DAIRY
MARTIN BANGMA
8847 SCHAEFER AVE
ONTARIO, CA 91761-7974

04520
ANTHONY BARBA
4844 HAMNER ST
ONTARIO, CA 91761-7809

05080
SUNSHINE DAIRY
URSULA BARTEL
2774 MOUNTAIN VIEW DR
LA VERNE, CA 91750

05090
BARTH FARMS
ROBERT BARTH
13150 ARCHIBALD AVE
ONTARIO, CA 91761

05120
H & R BARTHELEMY DAIRY
ROLAND BARTHELEMY
16500 CHINO-CORONA RD
CHINO, CA 91710

05160
BASQUE AMERICAN DAIRY
JEAN GASTELLUBERY
8484 SCHAEFFER AVE
ONTARIO, CA 91761-7947

05200
DONALD BASSLER
14 CHERRY HILL LN
NEWPORT BEACH, CA 92660

05260
MILDRED BATES
14867 WALTERS
CORONA, CA 91720-9645

06200
HANK BEKENDAM
13051 BAKER AVE
ONTARIO, CA 91761-7903

06360
EUGENE BELLO
500 N EUCLID AVE
UPLAND, CA 91786-4734

06490
MARVIN BELVILLE
1242 PROSPECT DR
POMONA, CA 91766-4216

06960
BERQUIST PROPERTIES INC.
MICHAEL PERRY
6511A KIMBALL AVE
CHINO, CA 91710

07280
BEN BIDART
5452 RIVERSIDE DR
CHINO, CA 91710

07320
MICHAEL BIDART
600 S INDIAN HILL BLVD
CLAREMONT, CA 91711-5440

07400
CAROLYN BINNELL
1516 S CUCAMONGA AVE
ONTARIO, CA 91761-4511

08340
PETE BOERSMA
12531 SCHLEISMAN AVE
MIRA LOMA, CA 91752

08800
GARRET BOOTSMA
7721 EDISON AVE
CHINO, CA 91710-9253

09080
GEORGE BORBA
7955 EUCALYPTUS AVE
CHINO, CA 91710-9065

09200
JOHN BORBA
65 HARFORD PL
UPLAND, CA 91786

09280
JOSEPH BORBA
14651 GROVE AVE
CHINO, CA 91710-9064

09330
PETE BORBA ESTATE
MARY BORBA PARENTE, EXECUTRIX
8559 EDISON AVE
CHINO, CA 91710-9242

09840
JOHN BORGES
13580 CLOVERDALE RD
CORONA, CA

09900
MANUAL BORGES
6821 HAMNER AVE
CORONA, CA 91720-9632

10120
JOHN BOS
28724 STOCKDALE HWY
BAKERSFIELD, CA 93312

10240
TONY BOS
P.O. BOX 1150
CLINT, TX 79836

10280
PETER BOSCH
13567 WHISPERING LAKES LN
ONTARIO, CA 91761-7968

10290
FRANK BOSCHMA
7171 CLEVELAND
CORONA, CA 91720-9625

10360
HENRY BOSCHMA
13350 HAVEN AVE
ONTARIO, CA 91761-7810

10440
JENNIE GOEDHART
1950 S MOUNTAIN AVE APT 19
ONTARIO, CA 917626112

10520
GERRIT BOSMA
13805 AVE160
TIPTON, CA 93272

10560
JACOB BOSMA
318 SPRING COVE RD
BLISS, ID 833145010

10800
MARTIN BOSNYAK
20074 LIMECREST DR
COVINA, CA 91724

11120
BOUMA DAIRY
MARTIN BOUMA
1311 MONTICELLO ST
ONTARIO, CA 91762

11480
BOYS REPUBLIC
MAXL. SCOTT
3493 GRAND AVE
CHINO, CA 91709

11960
BRIANO BROTHERS
ALBERT BRIANO
13955 ROAD 80
TIPTON, CA 93272

12420
ROBERT BRINKERHOFF
8512 KIMBALL AVE
CHINO, CA 91710-9230

12600
MRS. WALTER BRITSCHGI
7812 CHINO AVE
ONTARIO, CA 91761-7919

14260
CABLE AIRPORT INC
PAUL CABLE
1749 W 13TH ST
UPLAND, CA 91786-2199

14490
CSI INC - ENGINEERING DEPT
STEVE ARBELBIDE
P.O. BOX 5080 14000 SAN BERNARDINO AVE
FONTANA, CA 92335

15080
CARDOZA TRUST//INVESTMENT
TONY CARDOZA, PARTNER
7475 ARCHIBALD AVE
CORONA, CA 91720

15180
DONALD CADLINI
6349 LEE CT
CHINO, CA 91710-3724

15250
MOB COMM MGMT-SWAN LK MOBILE HM PRK
DAVID STARNES
1801 E EDINGER AVE STE 230
SANTA ANA, CA 92705

15880
ROBERT & ELVIRA CHACON
P.O. BOX 105
CHINO, CA 91708-0105

16130
DAVID CHEZ
1735 KELLEY AVE
UPLAND, CA 91786

16330
INLAND EMPIRE UTILITIES AGENCY
JACK FRAZIER
P.O. BOX 697 9400 CHERRY AVE BLDG A
RANCHO CUCAMONGA, CA 91729-0697

16510
CHINO VALLEY INVESTMENT
DENISE MIERSMA
15916 MOUNTAIN AVE
CHINO, CA 91710

16520
CHINO WATER COMPANY
WILLIAM BEACH, BOARD PRESIDENT
11910 BENSON
ONTARIO, CA 91762-4748

16560
CITY OF CHINO
GIL ALDACO
PUBLIC WORKS SERVICE CENTER
5050 SCHAEFER
CHINO, CA 91710

17000
PIERCE FAMILY, INC.
2627 HOLLY DR
UPLAND, CA 917841139

17240
ARTHUR CLARKE
8822 KIMBALL AVE
CHINO, CA 91710-9230

17290
CLASSIC DEVELOPMENT CORP
MICHAEL HAXBY VP
17682 MITCHELL NORTH STE 200
IRVINE, CA 92714

17440
COELHO DAIRY
ISABEL COELHO
2930 WALKER AVE
ONTARIO, CA 91761-7125

17720
SHELBY COLLINSWORTH
10529 E EUCALYPTUS AVE
ONTARIO, CA 91761-7963

17840
CALMAT PROPERTIES CO
GEORGE COSBY VICE PRESIDENT
3200 SAN FERNANDO RD
LOS ANGELES, CA 90065

17860
CONSOLIDATED FREIGHTWAYS
11888 MISSION BLVD
MIRA LOMA, CA 91752-1099

18200
CORONA FARMS PARTNERS
JEFF PIERSON
3090 PULLMAN ST STE 209
COSTA MESA, CA 92626

18640
DIMAS COSTA
14451 BON VIEW AVE
CHINO, CA 91710-9106

19060
GOOSE CREEK GOLF CLUB
JOHN BONNER
11418 68TH ST
MIRA LOMA, CA 91752-2701

19400
CROSSROADS AUTO DISMANTLERS
HANK CAMPBELL
12421 RIVERSIDE AVE
MIRA LOMA, CA 91752-1004

19760
CUCAMONGA COUNTY WATER DISTRICT
ROBERT DELOACH
P.O. BOX 638
RANCHO CUCAMONGA, CA 91729-0638

20160
JOAQUIM DA COSTA
23561 RD 168
TULARE, CA 93274

20720
DE BERARD BROS
ROBERT DEBERARD
P.O. BOX 1223
UPLAND, CA 91786-0918

20960
FRED DE BOER
9155 RIVERSIDE DR
ONTARIO, CA 91761-7301

21040
SIDNEY DE BOER
8865 KIMBALL AVE
CHINO, CA 91710-9230

21080
ANDREW DE BOS
14300 SCHLEISMAN RD
CORONA, CA 91720-9613

21200
DICK DE GROOT
7993 SCHAEFER AVE
ONTARIO, CA 91761-7959

21320
ERNEST DE GROOT
7587 EDISON AVE
CHINO, CA 91710-9253

21440
JAKE DE GROOT
14080 HAVEN AVE
ONTARIO, CA 91761

21560
HENRY DE HAAN DAIRY
HENRY DE HAAN
9029 SCHAEFER AVE
ONTARIO, CA 91761-7975

21680
MARTIN DE HOOG
8311 EDISON AVE
CHINO, CA 91710-9212

21760
MICHAEL DE HOOG DAIRY
MITCH DE HOOG
8381 EDISON AVE
CHINO, CA 91710-9212

21840
GEORGE VANDER DUSSEN
6871 SUMNER AVE
CORONA, CA 91720

22080
JACK DE JONG
1950 S MOUNTAIN AVE #1009
ONTARIO, CA 917626723

22640
ABRAHAM DE VRIES
15524 GROVE AVE
CHINO, CA 91710-9222

22720
CASE DE VRIES
10869 EUCALYPTUS AVE
ONTARIO, CA 91761-7964

23320
PETER DEWIT
12400 CYPRESS AVE SP 157
CHINO, CA 917102809

24000
DI TOMMASO RANCH/TRUST
1317 N FIRST AVE
UPLAND, CA 91786

24450
CHARLES DIXON
15234 HIBISCUS AVE
CHINO HILLS, CA 917092522

24720
MIKE DOLAN
2735 S CITRUS AVE
WEST COVINA, CA 91791-3407

24760
NELLIE DONKERS
7990 EDISON AVE
CHINO, CA 91710-9253

24960
DOUMA BROTHERS
FRED & HERM DOUMA
135 MAPLE AVE
RIPON, CA 953662327

25100
PHILLIP DOUMA
9983 HILLSIDE RD
ALTA LOMA, CA 91701

25400
LAUREN DUHALDE
9859 EUCALYPTUS AVE
CHINO, CA 91710-9218

25520
JOHN DUILTS
13450 S BON VIEW AVE
ONTARIO, CA 91761-7969

25880
DICK DYKSTRA
10129 SCHAEFER AVE
ONTARIO, CA 91761-7973

25920
MRS. JOHN DYKSTRA
11111 EDISON AVE
ONTARIO, CA 91761-7824

25960
PETE AND JOHN DYKSTRA
11091 EDISON AVE
ONTARIO, CA 91761-7824

26020
ANDY DYT
6207 ARCHIBALD AVE
CORONA, CA 917209600

26090
COR DYT TRUST
PATTI LEKKERKERKER
15950 EUCLID AVE
CHINO, CA 91710

26200
CARLOS ECHEVERRIA
9711 EUCALYPTUS AVE
CHINO, CA 91710-9218

26240
JUAN ECHEVERRIA DAIRY
JUAN ECHEVERRIA
8762 KIMBALL AVE
CHINO, CA 91710-9230

26280
PABLO ECHEVERRIA
7481 CLEVELAND AVE
CORONA, CA 91720-9624

26580
EL PRADO GOLF COURSE
DENNIS JOBERT
6555 PINE AVE
CHINO, CA 91710-9192

26880
ENGELSMA DAIRY
JAKE ENGELSMA
8011 KIMBALL AVE
CHINO, CA 91710-9231

27480
EXCELSIOR FARMS
WALTER D RANNEY
7401 HAMNER AVE
CORONA, CA 91720-9630

27960
VELMA FERNANDEZ
8321 SCHAEFER AVE
ONTARIO, CA 91761-7947

28040
FRANK FERREIRA
13950 S HAVEN AVE
ONTARIO, CA 91761-2616

28080
JOE FERREIRA
14400 GROVE AVE
CHINO, CA 91710-9221

28120
NARCIE FERREIRA
5009 BRAMBLE CT
ALTA LOMA, CA 917372474

28180
BILL FIEN
2975 S 2200 E
WENDELL, ID 833553147

28440
JOSEPH & MARY FILIPPI TRUST
MARY FILIPPI
P.O. BOX 2
MIRA LOMA, CA 91752

28880
FLAMINGO DAIRY
VALERIE MC CUNE-OFFICE MGR
14970 CHANDLER AVE
CORONA, CA 91718-1295

28980
LEWELLYN FLORY
4800 STONE AVE
RIVERSIDE, CA 92509-4001

29180
FONTANA WATER COMPANY
MIKE MC GRAW
P.O. BOX 987
FONTANA, CA 92334

29240
FOSS BROTHERS DAIRY
GERALD R. FOSS PARTNER
6641 RIVERSIDE DR
CHINO, CA 91710-9098

29680
BEATRICE FREITAS
12940 HILLCREST DR
CHINO, CA 91710

30050
FULLMER CATTLE COMPANY
QUE & DEBRA FULLMER
16600 HELMAN AVE
CORONA, CA 91720

30240
GALLEANO WINERY INC
DONALD GALLEANO
4231 WINEVILLEAVE
MIRA LOMA, CA 91752-1412

30500
PETE GARCIA
13462 OAKS AVE
CHINO, CA 91710-5317

31410
GLEN GILSTRAP
8312 GRAPEWIN
CORONA, CA 91720-9633

31680
JOHN GODINHO
13380 CITRUS AVE
CORONA, CA 917209215

32130
INLAND EMPIRE DAIRY
CANDIDO & MARIA COSTA
7316 SCHAEFER AVE
CHINO, CA 91710

32200
HENRY GORZEMAN
12586 SCHLEISMAN RD
CORONA, CA 91720-9627

32240
ELSIE GORZEMAN
12451 BELLEGRAVE AVE
MIRA LOMA, CA 91752-1548

32440
ALBERT GOYENETCHE
16130 EUCLID AVE
CHINO, CA 91710

33240
GERRITT GREYDANUS
11819 CENTRAL AVE #305
CHINO, CA 917106485

34320
MARY HANSEN
235 OLD RANCH RD
SEAL BEACH, CA 90740

34400
HARADA BROS
GEORGE & STEVE HARADA
12774 CLOVERDALE RD
CORONA, CA 91720-9615

34440
JAMES HARADA
9490 EDISON AVE
CHINO, CA 91710-9214

34720
HERMAN HARINGA
8552 KIMBALL AVE
CHINO, CA 91710-7978

34760
RUDY HARINGA
7322 CHINO AVE
ONTARIO, CA 91761-7913

34800
WILLIAM HARINGA
14842 E KEYES RD
PENAIR, CA 95316-9607

34970
JIMMY HARRIS
7360 SUMNER AVE
CORONA, CA 91720-9623

35730
ELSIE HEIM
13456 S WALKER AVE
ONTARIO, CA 91761-7978

35780
JIM HEIDA
6101 HARRISON RD
CORONA, CA 91720-9635

36520
HEIN HETTINGA
17094 CUCAMONGA AVE
CORONA, CA 917209505

36560
PETE HETTINGA
11101 E EUCALYPTUS AVE
ONTARIO, CA 91761-7966

36720
WILBER HETTINGA
5240 HAMNER AVE
ONTARIO, CA 91761-7809

36730
HARVEY HETTINGA
11111 E EUCALYPTUS AVE
ONTARIO, CA 91761-7966

36960
HIGGINS BRICK CO
RON HIGGINS
15920 POMONA RINCON RD.
CHINO, CA 91710

37160
NORTHVIEW DAIRY
FRANK HILARIDES
10601 E RIVERSIDE DR
ONTARIO, CA 91761-7819

37240
RICHARD HOESKEMA
GEORGE PHILLIPS
800 WILSHIRE BLVD. SUITE 1500
LOS ANGELES, CA 90017-2612

37640
HOEKSTRA BROS DBA HILLCREST DAIRY
EDDIE OR LOUIE HOEKSTRA
11255 BELLGRAVE AVE
MIRA LOMA, CA 91752-9606

37800
HOFER RANCH
PAUL HOFER
11248 S TURNER AVE
ONTARIO, CA 91761-7688

37920
DICK HOFSTRA
4405 GETTYSBURG ST
CHINO, CA 91710-3211

37960
MARIE HOFSTRA
13849 GROVE AVE
ONTARIO, CA 91761

38060
HOGG BROTHERS
WARREN HOGG
8271 CHINO AVE
ONTARIO, CA 91761-7928

38160
HAROLD HOHBERG
7716 CHINO AVE
ONTARIO, CA 91761-7918

38600
JEFF HOLMES
8087 E SCHAEFER AVE
ONTARIO, CA 91710

39000
HOOGENDAM DAIRY
MARVIN HOOGENDAM
12871 SCHLEISMAN RD
CORONA, CA 91720-9626

40200
MARCELINE INDABURU
15970 EUCLID
CHINO, CA 91710-9115

41540
JOHNSON BROTHERS INC
RON THOMAS
13610 S ARCHIBALD ST
ONTARIO, CA 91761-7999

41800
OLD ENGLISH RANCHO
E W JOHNSTON EXECUTOR
1550 E LOCUST ST
ONTARIO, CA 91761-7798

42200
JONGSMA DAIRY
HANK OR JORGE JONGSMA
1710 N WARREN RD
SAN JACINTO, CA 92582-2093

42360
COW-WEST DAIRY
HAROLD JONGSMA
8050 HELLMAN AVE
CORONA, CA 91720-9610

42440
JOHN JONGSMA
9928 EDISON AVE
CHINO, CA 91710

42560
JAMES AND NONA JORRITSMA
8061 EDISON AVE
CHINO, CA 91710-9212

42640
JURUPA COMM SVCS DIST
MIKE TEN EYCK
8621 JURUPA RD
RIVERSIDE, CA 92509-3297

42800
KAISER VENTURES INC
LEE REDMOND III
3633 INLAND EMP BLVD STE 850
ONTARIO, CA 91764-4922

43040
KASBERGEN DAIRY
GEORGE KASBERGEN
12400 LIMONITE AVE
MIRA LOMA, CA 91752-2402

43760
KNEVELBAARD DAIRIES
JOHN KNEVELBAARD
6485 HARRISON AVE
CORONA, CA 91720

43840
KNUDSEN BROTHERS
ROBERT KNUDSEN
13130 S BAKER AVE
ONTARIO, CA 91761-7903

44400
JN KONING ESTATE
VICTOR KONING
1471 ELECTRA BAY
LAKE HAVASU CITY, AZ 86404-2407

44560
KONING TRUST
JOHN KONING
4022 MOUNT INGALLS CT
NORCO, CA 917601719

44760
SOPHIE KOOLHAAS
14717 HAVEN AVE
CHINO, CA 91710-9223

44840
SILAS KOOPAL
16050 MOUNTAIN AVE
CHINO, CA 91710-9124

44920
GENE KOOPMAN
13898 ARCHIBALD AVE
ONTARIO, CA 91761-7979

44960
TENA KOOPMAN
26900 CALIFORNIA AVE
HEMET, CA 92545-9062

45400
KROES DAIRY
ADRIAN KROES
14661 S HAVEN AVE
CHINO, CA 91710-9223

45760
PERRY KRUCKENBERG
130 N GIRARD ST
HEMET, CA 92544-4627

46250
RONALD V LA BRUCHERIE
12953 S BAKER AVE
ONTARIO, CA 91761

46450
KELLY LAM
123 W GARVEY
MONTEREY PARK, CA 91754

46820
MACLIN MARKETS INC
GREGORY HAHN
7407 RIVERSIDE DR
ONTARIO, CA 91761-6712

47320
CORONA DAIRY RANCH
6313 ARCHIBALD AVE
CORONA, CA 91720-9656

47600
TOM WORTHINGTON
7556 EUCALYPTUS AVE
CHINO, CA 91710-9011

47880
HENRIETTA LEE
8750 HILLCREST RD
BUENA PARK, CA 90621

48000
ADRIANA LEKKERKERK
15779 MOUNTAIN AVE
CHINO, CA 91710-9124

48080
WALT LEKKERKERK
15822 EUCLID AVE
CHINO, CA 91710-9162

49360
MIGUEL GOMEZ
13134 S EUCLID AVE
ONTARIO, CA 917626697

49470
LOS SERRANOS COUNTRY CLUB
KEVIN SULLIVAN
15656 YORBA AVE
CHINO, CA 91709

49480
CARLOS LOURENCO DAIRY
MARY LOURENCO
8645 ARCHIBALD AVE
CORONA, CA 917209695

49600
EXECUTOR C P LOURENCO ESTATE
MARY PEDRO
26017 RD 100
TULARE, CA 93274

50040
JOHN LUSK
16592 HALE AVE
IRVINE, CA 926065005

50760
MARQUEZ DAIRY
ARTHUR MARQUEZ
7360 PINE AVE
CHINO, CA 91710

50880
MARQUINE TRUST
BERNARD BIDART
5452 RIVERSIDE DR
CHINO, CA 91710

50940
FRANK MARTIN
7080 SUMNER AVE
CORONA, CA 91720-9201

51320
TONY MARTIN
10129 EDISON AVE
CHINO, CA 91710-9213

51560
MARYGOLD MUTUAL WATER CO
BILL STAFFORD
9715 ALDER ST
BLOOMINGTON, CA 92316-1602

52880
GOLDEN WEST DAIRIES
ENOS MELLO
2781 BLACK HORSE DR
ONTARIO, CA 917619196

53400
LOUISE MICHEL
P.O. BOX394
NORTHRIDGE, CA 91324

53560
HARRY MIERSMA
12480 CEDAR AVE
CHINO, CA 91710

53960
MARIE MINABERRY
8120 HARRISON AVE
CORONA, CA 91720-9320

54040
SPACE CENTER MIRA LOMA INC.
MICHAEL THIES
3401 ETIWANDA AVE BLDG 503
MIRA LOMA, CA 91752-1133

54100
MIRA LOMA THOROUGHbred FARM
CRAIG NIXON
12071 BELLEGRAVE AVE
MIRA LOMA, CA 91752-1547

54260
MOCHO AND PLAA INC
JEANNE PLAA
12421-12423 BELLEGRAVE AVE
MIRA LOMA, CA 91752-1548

54280
MONTE VISTA WATER DISTRICT
GENERAL MANAGER
P.O. BOX 71
MONTCLAIR, CA 91763-0071

54320
MONTE VISTA IRRIGATION CO
HAROLD ANDERSON
2529 W TEMPLE ST
LOS ANGELES, CA 900264819

54400
ELIZABETH MONTES
13172 S BAKER AVE
ONTARIO, CA 91761-7904

54440
JACK MOONS
6310 HELLMAN AVE
CHINO, CA 91710-9224

54500
JOHN MOORE
13315 S BON VIEW AVE
ONTARIO, CA 91761-7969

54790
LOUIS MORENO
16532 JOHNSON AVE
CHINO, CA 91710-9227

54890
MOTION PICTURES ASSOCIATES INC
HELEN COHEN
223 W ALAMEDA #101
BURBANK, CA 91502-2575

55480
MUTUAL WATER COMPANY OF
GLEN AVON HEIGHTS
9643 MISSION BLVD
RIVERSIDE, CA 92509-2691

55960
HANS NEDEREND
13752 BON VIEW AVE
CHINO, CA 91710-9160

56540
GEORGE NOBLE
10460 60TH ST
MIRA LOMA, CA 91752-2633

56560
CITY OF NORCO
JOE SCHENK
P.O. BOX 428
NORCO, CA 91760-0428

56960
JIM NYENHUIS
8711 REMINGTON AVE
CHINO, CA 91710-9243

57080
MARION OKUMURA
8010 SCHAEFFER AVE
ONTARIO, CA 917618218

57260
MARY OLIVEIRA
5009 YORKSHIRE DR
CYPRESS, CA 90630

57320
ALBERT OLSON
15757 MOUNTAIN AVE
CHINO, CA 91710-9124

57360
ANTON OMLIN
14739 ARCHIBALD AVE
CHINO, CA 917109201

57420
ONTARIO CHRISTIAN SCHOOL ASSN
ELEANOR DEN HARTIGH
931 W PHILADELPHIA ST
ONTARIO, CA 91761-4997

57440
CITY OF ONTARIO
KEN JESKE
MUNICIPAL SERVICES AGENCY-PUBLIC WO
1425 S BON VIEW AVE
ONTARIO, CA 91761-4406

57640
OOSTEN FAMILY TRUST
RICHARD LORENZ
8405 ARCHIBALD AVE
CORONA, CA 91720-9648

57760
ORANGE COUNTY WATER DIST
BRIAN BAHARIE
541 N MAIN ST STE 104-363
CORONA, CA 91720

58240
ADELINE ORTEGA
13512 CITRUS AVE
CORONA, CA 917209633

58280
BERNARD ORTEGA
13512 CITRUS AVE
CORONA, CA 91720-9633

58360
OSTERKAMP DAIRY
JOSEPH OSTERKAMP
8301 ARCHIBALD AVE
CORONA, CA 91720-9649

58960
MARY PARENTE
8559 EDISON AVE
CHINO, CA 91710-9242

59210
JAY PARK
8406 CHINO AVE
ONTARIO, CA 91761

59600
PAYNE RANCH
MARGO MCCANTY PAYNE
8800 MCCARTY RD
CORONA, CA 91720

60720
PIERCE FAMILY CORPORATION
TERESA CORTEZ
3765 EUCALYPTUS AVE
CHINO HILLS, CA 91709

61040
VIRGINIA PINE
1306 FERNWOOD CIR
CORONA, CA 91720-1288

61400
GEORGE PLANTENGA
6500 HAMNER AVE
CORONA, CA 91720-9632

61760
POMONA CEMETERY ASSOCIATION
MELODY MCCLURE
P.O. BOX 1
POMONA, CA 91769-0001

61880
CITY OF POMONA UTILITY SVS DIR
HENRY PEPPER
505 S GAREY AVE
POMONA, CA 91769

63960
R & V DAIRY
LOUIS REITSMA
8007 CHINO AVE
ONTARIO, CA 91761-7924

64520
GEORGE RILEY
14330 BON VIEW AVE
CHINO, CA 91710-9106

64760
JOHN ROCHA
7363 PINE AVE
CHINO, CA 91710-9258

65280
ELIZABETH ROHRS
113 GRAND CANAL ST
BALBOA ISLAND, CA 92662

66000
ANGELINE ROUKEMA
JOHN VANDER POEL
14780 SCHLEISMAN
CORONA, CA 91720

66280
LEAL RANCH
BRAD LEAL
12741 CLOVERDALE RD
CORONA, CA 91720-9617

66560
PETE VERHOVEN
8790 AVE 152
TIPTON, CA 93272-9761

66960
SAN ANTONIO WATER COMPANY
RAY WELLINGTON
139 N EUCLID AVE
UPLAND, CA 91786-6036

67000
CTY OF SAN BERN DEPT OF AIRPORTS
JAMES JENKINS
7000 MERRILL AVE BOX 1
CHINO, CA 91710-9016

67001
CTY OF SAN BERN DEPT OF AIRPORTS-CHINO
ROBERT OLISLAGERS
7000 MERRILL AVE BOX 1
CHINO, CA 91710-9016

67002
SAN BERN CTY GEN SVS DEPT OF COMM R
DULCIE CROWDER
777 E RIALTO AVE
SAN BERNARDINO, CA 924150763

67003
CITY OF CHINO HILLS
KEN HACKMAN
14575 PIPELINE AVE
CHINO, CA 91710-5699

67004
CCR REGIONAL PARKS DIVISION
PHIL KRAUSE
PARK PLANNER II
777 E RIALTO ST
SAN BERNARDINO, CA 924150763

67040
EDMUNDO SANCHEZ
13115 S ONTARIO AVE
ONTARIO, CA 91761-7955

67120
SANTA ANA RIVER WATER CO
J ARNOLD RODRIGUEZ
10530 54TH ST
MIRA LOMA, CA 91752-2331

67260
LEGACY RANCH INC
PETE PARRELLA
15709 EUCLID AVE
CHINO, CA 91710-9291

67840
FRED SCHAKEL SR
5815 SUMNER AVE
CHINO, CA 91710

68520
MADELEINE SCHMIDT
2862 S CAMPUS AVE
ONTARIO, CA 91761-6707

68580
ESTHER SCHONEVELD
14683 RIVER RD
CORONA, CA 91720-9606

68640
JOHN SCHONEVELD SR
14058 ARCHIBALD AVE
ONTARIO, CA 91761-7999

68680
JOHN SCHONEVELD
190 A W MAYBERRY DR
LYNDEN, WA 98264

68760
HAROLD SCHUH
14307 SAN ANTONIO AVE
CHINO, CA 91710-9026

69080
RENE PEAUROI
12000 EAST END AVE
CHINO, CA 91710-1597

69120
STANDARD FEEDING CO
JOHN DEJONG
13751 S HAVEN AVE
ONTARIO, CA 91761-7810

69800
SHADY GROVE DAIRY FARM
MIKE MUSSER
13485 S BONVIEW AVE
ONTARIO, CA 91761-7969

69860
BERT SHAMEL
11 SAN SIMEON
LAGUNA NIGUEL, CA 92677-2715

71080
JACK SILVEIRA
9261 ROYAL PALM BLVD
GARDENGROVE, CA 928412025

71160
JOE SIMAS SR
6160 HARRISON AVE
CORONA, CA 91720

71440
MARY ANNE SINNOT KIGHTLINGER
3445 CLOVERLAWN DR
GRANTS PASS, OR 975277902

71800
HUBERT SLEGGERS
6263 GARFIELD ST
CHINO, CA 91710-2729

71820
JAKE SLEGGERS
11400 HARREL ST
MIRA LOMA, CA 91752-1406

71840
LENWOOD SLEGGERS
10401 S RIVERSIDE DR
ONTARIO, CA 91761-7817

72960
SOUTHERN CAL. EDISON COMPANY
RICHARD DARNELL
MANAGER OF OPERATIONS
8996 ETIWANDA
ETIWANDA, CA 91739-9697

73000
H G STARK YTS
JEFFREY MYERS
CHIEF ENGINEER
P.O. BOX 800
ONTARIO, CA 91761

73040
SOUTHERN CALIFORNIA WATER CO
HELEN LONG
REGION III HEADQUARTERS
2143 CONVENTION CTR WY ST 110
ONTARIO, CA 91764

73100
ANGELICA TEXTILE SERVICE
P.O. BOX 1209
BREA, CA 928221209

73280
FRANK SOUZA
16185 EUCLID AVE
CHINO, CA 91710-9114

73800
ZIPPORA STAHL
P.O. BOX 526
JEROME, ID 83338

74200
EVERETT STARK
7653 KIMBALL AVE
CHINO, CA 91710-9229

74240
STATE DEPT OF FISH & GAME
GLENN F BLACK
4775 BIRD FARM RD
CHINO, CA 91709-3175

74280
STATE OF CA CIM
JACK HAGERMAN
CHIEF OF PLANT 3
P.O. BOX 128
CHINO, CA 91710-0128

74360
STATE OF CA CIW
R PETE HALL
CHIEF ENGINEER
16756 CHINO-CORONA RD
FRONTERA, CA 91720-9507

74520
STELLINGWERF FAMILY TRUST
STAN STELLINGWERF TRUSTEE
18022 SUMMER AVE
ARTESIA, CA 90701

74680
STERK FAMILY TRUST
6683 CHINO AVE
CHINO, CA 91710-9003

74770
STERLING BUILDERS INC
DAVE GILBERT
270 BRISTOL ST #101-236
COSTA MESA, CA 92626

74955
STEVE STILES
13608 S GROVE AVE
ONTARIO, CA 91761

75520
HENRY STRUIKMANS
8535 EDISON AVE
CHINO, CA 91710-9212

75770
SUKUT CHARITABLE TRUST
ED MARTIN PROPERTY MANAGER
4010 W CHANDLER ST
SANTA ANA, CA 92704-5202

75800
SUNKIST GROWERS INC
DAVID COOPER
760 E SUNKIST ST
ONTARIO, CA 91761

75920
JOHANNA SWAGER
8485 EDISON AVE
CHINO, CA 91710

75960
SWAGER PROPERTIES
GERBEN SWAGER
7945 CHINO-CORONA RD
CORONA, CA 91720-9502

76240
FANNIE SWIERSTRA
25095 TEHAMA VINA RD #44
LOS MOLINOS, CA 960550124

76720
ALBERT SYTSMA
8331 NOOKSACH RD
EVERSON, WA 98247

77480
BERNARD TE VELDE
5821 W PROSPECT DR
VISALIA, CA 93291

77600
TEE VEE DAIRY FARMS
RALPH TE VELDE
14744 ARCHIBALD AVE
CHINO, CA 91710-9201

77680
H & T TRUST
GEORGE PHILLIPS
800 WILSHIRE BLVD 15TH FL
LOS ANGELES, CA 90017-2619

77940
SUNSHINE GROWERS NURSERY
GARY TEED MANAGER
13130 MILLIKEN AVE
ONTARIO, CA 91761

78440
BERNARD TEUNISSEN
16754 HELLMAN AVE
CORONA, CA 91720-9609

78800
ALMA HERMANS
14123 S EUCLID AVE
CHINO, CA 917109082

79000
C/O ROSE THOMMEN
FRED THOMMEN
411 LOS GATORS DR
WALNUT, CA 91789

79090
LEMON THRALL
14891 WALTERS
CORONA, CA 91720-9645

79200
HAROLD TILLEMA
6848 ARCHIBALD AVE
CORONA, CA 91720-9665

79400
TOLLMARK CORPORATION
HAROLD TOLLERUP
P.O. BOX 753
SOLANA BEACH, CA 92075

79620
ALFRED TOURIGNY
5990 DODD ST
MIRA LOMA, CA 91752

80000
FRED & ANNIE TROOST NO 2 INC
FRED TROOST
11561 BELLGRAVE
MIRA LOMA, CA 91752-1603

80080
HARRY TUINHOUT
14741 CARPENTER ST
CHINO, CA 91710-9252

80240
JAKE TULS
950 S MOUNTAIN AVE #49
ONTARIO, CA 91762

80440
PRAXAIR INC
R WAYNE SALMI
5735 E AIRPORT DR
ONTARIO, CA 91761

80570
UNITEX CORPORATION
JEFF PIERSON
6101 CHERRY AVE
FONTANA, CA 92336

80640
CITY OF UPLAND-PUBLIC WKS DIR
ROB TURNER
P.O. BOX 460
UPLAND, CA 91785-0460

81000
VALLEY HAY
JOHN RESSEGUE
1281 MAYAPAN RD
LA HABRA, CA 906318425

81320
MARIE BINGGEL
16451 MOUNTAIN AVE
CHINO, CA 91710-9124

81400
BAS VAN DAM
2726 S PALM AVE
ONTARIO, CA 91761

81520
DON VAN DAM
7225 EDISON AVENUE
CHINO, CA 91710-9253

81640
MARVIN VAN DEN BERG
2459 N OAKS ST #97
TULARE, CA 932741365

82000
STANLEY VAN DER LINDEN
3830 PILGRAM WAY
CHINO, CA 91710

82280
BART VAN DYK
13628 S HAVEN STREET
ONTARIO, CA 91761-7810

82560
WILLIAM VAN FOEKEN
22338 SHORT AVENUE
WILMAR, CA 953249311

82680
STEVE VAN HOFWEGEN
15913 MOUNTAIN AVENUE
CHINO, CA 91710-9124

83000
ALBERT VAN KLAVEREN
15113 MONTE VISTA AVE
CHINO, CA 91710-9621

83240
FAIRVIEW FARMS
ARLAN VAN LEEUWEN
6875 PINE AVE
CHINO, CA 917109165

83440
GERALDINE SWOPE
7545 VINEYARD AVE
HAGERMAN, NM 88232

83560
JOHN VAN LEEUWEN
16311 MOUNTAIN AVE
CHINO, CA 91710-9124

83660
WILLIAM VAN LEEUWEN
13000 CITRUS STREET
CORONA, CA 91720-9633

83880
VAN RYN DAIRY
DICK VAN RYN
14487 SCHLEISMAN ROAD
CORONA, CA 91720-9613

84040
JOHN VAN VEEN
9581 CHINO AVENUE
ONTARIO, CA 91761-7938

84120
HUGO VAN VLIET
12151 HIGHWAY 95
PARMA, ID 83660

84170
NICK VAN VLIET
8571 MERRILL AVE
CHINO, CA 91710

84320
H & R DAIRY
HARRY AND RONALD MIERSMA -L-
15916 MOUNTAIN AVENUE
CHINO, CA 91710-9124

84400
GERTIE VANDEN BERGE
6715 WINEVILLE AVENUE
MIRA LOMA, CA 91752-2452

84480
GRACE DE JONG
2218 BASELINE AVE
LA VERNE, CA 917502229

84640
B. VANDER DUSSEN FAMILY TRUST
ALVIN FIKSE
8919 CHINO AVENUE
ONTARIO, CA 91761

84920
RENE VANDER DUSSEN
8045 MAKAH-BERCH BAY VILLAGE
BLAINE, WA 98230

85000
SYBRAND VANDER DUSSEN
10573 EDISON AVENUE
ONTARIO, CA 91761

85080
CASE VANDER EYK, JR.
P.O. BOX 897
TIPTON, CA 932720897

85120
CASE VAN DER EYK DAIRIES
CASE VAN DER EYK
17400 HELLMAN AVE
CORONA, CA 91720-9609

85170
ROBERT VANDER EYK
13750 S HAVEN AVE
ONTARIO, CA 91761

85360
BEN VANDER LAAN
8755 CHINO-CORONA ROAD
CORONA, CA 91720-9501

85480
JAMES VANDER LAAN
8800 CHINO CORONA ROAD
CORONA, CA 91720-9501

85520
MARTIN VANDER LAAN
13429 S GROVE AVE
ONTARIO, CA 91761-7949

85760
DICK VANDER MEER
6851 HARRISON AVENUE
CORONA, CA 91720-9634

85810
JOHN VANDER POEL
14726 SCHLEISMAN RD
CORONA, CA 91720

85840
PETE VANDER POEL
8711 PINE AVENUE
CHINO, CA 91710-9239

86120
JOHN VANDER SCHAAF
7849 SCHAEFER AVENUE
ONTARIO, CA 91761-7959

86160
TED VANDER SCHAAF
7777 SCHAEFER AVENUE
ONTARIO, CA 91761-8219

86240
STEVE VANDER STELT
6701 HARRISON AVE
CORONA, CA 91720-9634

86520
CORNELIUS VANDERHAM
13920 HAMNER AVENUE
ONTARIO, CA 91761-7806

86580
C&R VANDERHAM DAIRY
CORRIE VANDERHAM
4860 WINEVILLE AVE
MIRA LOMA, CA 91752-1415

86800
VANDERHAM BROTHERS DAIRY
PETE VANDERHAM
13575 SOUTH WALKER AVENUE
ONTARIO, CA 91761-7978

87240
ELEANOR VASQUEZ
3233 GRAND AVENUE
CHINO HILLS, CA 91709

87360
VEENENDAAL DAIRY
JOHN VEENENDAAL
13566 S BON VIEW AVE
ONTARIO, CA 91761-7969

87480
AMELIA VEIGA
4136 BISCAYNE ST
CHINO, CA 91710

87760
JACK VERBURG
15743 EL PRADO ROAD
CHINO, CA 91710-9155

87960
MARTIN VERHOEVEN
6718 EUCALYPTUS AVENUE
CHINO, CA 91710-9010

88040
DICK VERMEER
1771 NORTH EUCLID AVENUE
UPLAND, CA 91786-2004

88240
PAT VERNOLA
12080 BELLEGRAVE AVENUE
MIRA LOMA, CA 91752-1546

88720
HENRY VISSER
6841 BICKMORE AVE
CHINO, CA 91710-9101

89240
GERTRUDE VOORTMAN
8025 SCHAEFER AVE.
ONTARIO, CA 91761-7959

89260
EDWIN VOORTMAN
13960 GROVE AVENUE
CHINO, CA 91710-9221

89880
PETER WASSENAAR
8015 KIMBALL AVE
CHINO, CA 91710-9231

90240
DANIEL WEEDA DAIRY
DANIEL WEEDA
15708 POMONA RINCON ROAD
CHINO HILLS, CA 91709

90280
O.L. WEEKS
11530 VERNON AVE
CHINO, CA 91710

90920
WEST END CONSOLIDATED WATER CO
PUBLIC WORKS DEPT - BEVERLY BRADEN
C/O CITY OF UPLAND
P.O. BOX 460
UPLAND, CA 91785

91090
WEST GATE BUSINESS CENTER
JEFF PIERSON
6101 CHERRY AVE
FONTANA, CA 92336

91160
H & R WESTRA DAIRY
HENRY WESTRA
7851 BICKMORE AVE
CHINO, CA 91710-9205

91240
WEST INVESTORS
JAKE WESTRA
11023 EUCALYPTUS AVE
ONTARIO, CA 91761

91360
PETE WESTSTEYN
14762 SCHLEISMAN RD
CORONA, CA 91720-9613

91920
HARRY WIERSEMA
7565 EUCALYPTUS AVE
CHINO, CA 91710

92040
OTTO WIERSMA
P.O. BOX 42
BUHL, ID 83316-0042

92080
PETE WIERSMA
6812 EISENHOWER COURT
CHINO, CA 91710-6215

92840
LIBERTY RANCH
JOHN WIND
8486 CHINO-CORONA RD
CORONA, CA 91720-9502

93020
RAYMOND WOLL
13230 ORANGE ST
CORONA, CA 91720-9621

93400
ANDY WYNJA
13041 S. CAMPUS AVE
ONTARIO, CA 91761-7908

93600
YELLIS INVESTMENT DAIRY
GARY YELLIS
16760 HELLMAN AVE
CORONA, CA 917209722

93760
WEST EUCLID WATER GROUP
DARRELL YOKLEY
12956 S EUCLID AVE
ONARIO, CA 91761

94040
GEORGE ZIVELONGHI
13450 S EUCLID AVE
ONTARIO, CA 91761-7945

95002
FRANCISCO MOTA
402 SOUTH 5TH AVENUE
LA PUENTE, CA 91746

95006
ANGELAN GENDIAS TRUST
ROSE KETCHOYAN
4111 SEPULVEDA AVENUE
SHERMAN OAKS, CA 91403

95009
DAVID DE VUYST
13503 SAN ANTONIO AVE
CHINO, CA 91710-9024

95010
EWOUE BOUMA
831 LA RODA COURT
ONTARIO, CA 91762

95011
EMIL DE VUYST
13503 SAN ANTONIO AVE
CHINO, CA 91710

95018
W. RIVERSIDE CNTY REG. W.W. AUTHORITY
MIKE WRIGHT
11615 STERLING AVENUE
RIVERSIDE, CA 92503

95020
COR DYTTRUST
ANDY DYT
6207 ARCHIBALD AVENUE
CORONA, CA 91720-9635

95022
THE SCOTTS COMPANY
ROCLUND WHITE
11980 RIVERSIDE AVENUE
MIRA LOMA, CA 91752

95034
RIVER RANCH RECYCLING & ORGANICS
MIKE RAWLS
14545 RIVER RD
CORONA, CA 917209606

95035
CARDOZA DAIRY
TONY CARDOZA, PARTNER
7475 ARCHIBALD AVENUE
CORONA, CA 91720

95038
ANTHONY OSTERKAMP
P.O. BOX 5546
ORANGE, CA 92667

95044
J & L DAIRY
LARRY VANDEN BERGE
14610 CHANDLER AVENUE
CORONA, CA 91720-9641

95050
JEAN MOYNIER
7123 SILVERADO TRAIL
NAPA, CA 94558

95051
PAUL HO
17533 LORI ANN LANE
CERRITOS, CA 907038521

95052
LYON COMMUNITY, INC.
4490 VON KARMAN
NEWPORT BEACH, CA 92660

95056
CATHERINE MENDIONDO
12760 SULTANA AVENUE
ONTARIO, CA 91761

95057
CASE TERMAATEN
5457 DOVER STREET
CHINO, CA 91710

95060
SO.CAL.AGRICULTURAL LAND FND.
CHUCK HALE
13839 BON VIEW AVE
CHINO, CA 91710

95062
RICHARD VAN LOON
8500 HELLMAN AVENUE
CORONA, CA 91720-9609

95063
MARY BROGURERE ESTATE
BERTHA BROGURERE
14840 ORANGE GROVE AVENUE
HACIENDA HEIGHTS, CA 91745

95065
SKY COUNTRY INVESTMENT COMPANY
ROBERT MCCUNE
P.O. BOX 1295
CORONA, CA 91718

95066
LAND DESIGN SERVICES
JOHN GERARDI, PARTNER
14067 GOLDEN RAINTREE LN
CHINO HILLS, CA 91709

95070
BETO FLORES
220 WEST PHILADELPHIA STREET
ONTARIO, CA 91762

95075
J.G.J. JOINT VENTURE
MARGUERITE
14651 GROVE AVENUE
CHINO, CA 91710-9064

95077
DAVE VANDER SCHAAP
7777 SCHAEFER AVENUE
ONTARIO, CA 91761

95082
ANDRES DEL LAS SANTOS
1051 EAST EMERSON STREET
PASADENA, CA 91106

95083
FRANK WALTON
13525 EUCLID AVENUE
ONTARIO, CA 91761

95086
GENERAL ELECTRIC CORPORATION
DEBORAH HANKINS
GEOMATRIX CONSULTANTS, INC.
114 SANSOME STREET 14TH FL
SAN FRANCISCO, CA 94104

95087
PYRITE CANYON GROUP, INC
DANIEL BERGMAN
EXECUTIVE DIRECTOR
3200 C PYRITE STREET
RIVERSIDE, CA 92509

95090
ERNESTO GUTIERREZ
13020 BON VIEW STREET
ONTARIO, CA 917617906

95098
RON VANDER WEERD
1804 S SHENANDOAH ST
VISALIA, CA 932779263

95103
WAYMAN WALTON
P.O. BOX 1161
LEBANON, OR 973550979

95107
CATHY SHELBY
13130 S. CUCAMONGA STREET
ONTARIO, CA 91761-9004

95109
COAST GRAIN
SEISO KAWASAKI
5355 EAST AIRPORT DRIVE
ONTARIO, CA 91761

95111
TONY RODRIGUEZ
7416 SCHAEFER AVE
CHINO, CA 91710-9127

95116
GERBEN HETTINGA
17190 CUCAMONGA AVE
CORONA, CA 917209514

95120
FRANK LIZZARAGA
7514 PINE AVE
CHINO, CA 91710

95121
DAVENPORT GROUP
RON PIETERSMA
P.O. BOX 2500
CHINO, CA 91708

95127
CARLOS LOPEZ
13715 BON VIEW AVENUE
ONTARIO, CA 91761

95129
HAVEN TWO DAIRY
RAMON SANCHEZ
P.O. BOX 703
DEXTER, NM 882300703

95135
MARGARITO RICO
6971 HAMNER AVENUE
CORONA, CA 917209632

95148
RANCHO GONZALES
ADRIAN GONZALES
16723 S EUCLID AVE
CHINO, CA 91710

95158
HARRY HERMANS
14123 S. EUCLID
CHINO, CA 91710

95159
IGNACIO DUARTE
13715 S BON VIEW AVE
ONTARIO, CA 91761

95163
AMBROSIA FARMS
CHIN TE LEE
11475 YORBA AVE
CHINO, CA 91710

95165
HILLCO DAIRY
KURT HILL
10350 EUCALYPTUS AVE
CHINO, CA 91710

95169
NOR'EAST MIN ROSES
JOHN SAVILLE
58 HAMMOND STREET
ROWLEY, MA 01969

95173
ANGIE RADOS TRUST
ROGER ROELLE, ATTORNEY AT LAW
2002 E MCFADDEN SUITE 200
SANTA ANA, CA 92705

95176
BURKE WILLIAMS SORENSON
AHMAD TRADAYA
INVESTMENT DEVELOPMENT SERVICES, IN
888 W SIXTH STREET, 9TH FLOOR
LOS ANGELES, CA 90017

95177
ANDY SCHAAP
1526 S ROOSEVELT RD #7
PORTALES, NM

95179
S C E CO
JOE D'AMATO
LICENSING SPEC. CORP REAL EST
12353 HESPERIA RD
VICTORVILLE, CA 923925815

95181
CALIFORNIA SPEEDWAY
ED STRAUB
P.O. BOX 9300
FONTANA, CA 923349300

95182
DALE WALKER
6776 CHINO AVE
CHINO, CA 91710

95183
STANTON NURSERIES
LIBBIE EDENS
4393 PHILADELPHIA ST
CHINO, CA 917102259

95187
THE LANTING FAMILY, LLC
RONALD LANTING
9032 MERRILL AVE
CHINO, CA 91708

95188
BUD RASNER
10008 LIMONITE ST
RIVERSIDE, CA 92509

95190
BILL JONGSMA
8582 HELLMAN AVE
CORONA, CA 91720

95192
PAUL HUGHES
9450 CHINO AVE
ONTARIO, CA 91761

95193
JACK PINHERO
11011 RIVERSIDE DR
ONTARIO, CA 91761

95194
LOUIS BADDERS
3800 E GRAND AVE
POMONA, CA 91766

95198
SBFCD
WALTER ALLISON
815 E 3RD ST
SAN BERNARDINO, CA 924150835

95202
MARY VIEIRA
9620 HELLMAN AVE
CORONA, CA 91720

95206
HARRINGTON EQUIPMENT & RENTAL
CHARLIE HARRINGTON
7155 HAMNER AVE
CORONA, CA 91720

95210
JOHN DOMINGUEZ
7065 PINE AVE
CHINO, CA 91710

95213
IKE BOOTSMA
14560 SCHLEISMAN RD
CORONA, CA 91720

95217
JACKIE SLOOW
14641 SCHLEISMAN RD
CORONA, CA 917209737

95223
LIZZE CUSTOM PROCESSING
FRANK LIZZARAGA JR
7310 PINE AVE
CHINO, CA 91710

95225
MARCY RODRIGUEZ
9301 REMINGTON AVE #E
CHINO, CA 91710

95227
DANIEL TREJO
8705 58TH ST
MIRA LOMA, CA 92509

95228
MOUNTAIN VISTA POWER GEN COMPANY
VIC BARRION
8996 ETIWANDA
ETIWANDA, CA 917399697

95230
LIAU EN SUE
18201 2ND AVE
FOUNTAIN VALLEY, CA 92708

95232
MAJESTIC REALTY
GALERAGAM
13191 CROSSROADS
LA PUENTE, CA 91746

95233
ENZO HONE
855 BENSON AVE
ONTARIO, CA 91761

99999
METROPOLITAN WATER DISTRICT
NINA JAZMADARIAN
P.O. BOX 54153
LOS ANGELES, CA 900540153